

147

Anexa 12

CONTUL DE EXECUTIE A BUGETULUI LOCAL- VENITURI

la data de 31.12.2023

Cod 20

-lei-

Denumirea indicatorilor	Cod indicator	Prevederi bugetare		Drepturi constatate			Incasari realizate	Stingeri pe alte cai decat incasari	Drepturi constatate de incasat
		Initiale	Definitive	Total, din care:	din anii precedenti	din anul curent			
A	B	1	2	3=4+5	4	5	6	7	8=3-6-7
VENITURI -TOTAL(cod 00.02+00.15+00.16+00.17+45.02+4602+4702+4802)	000102	369,746,460	265,878,110	273,185,151	28,602,894	244,582,257	241,487,682		31,697,469
VENITURI PROPRII (cod 00.02-11.02-II 37.02+ 00.15)	4990	155,444,000	166,183,890	184,923,356	21,474,215	163,449,141	166,281,172		18,642,184
I. VENITURI CURENTE (cod 00.03+00.12)	0002	191,775,000	200,787,000	218,977,442	21,474,171	197,503,271	200,414,138		18,563,304
A. VENITURI FISCALE (cod 00.04+06.02+00.09+00.10+00.11)	0003	176,372,000	183,773,260	192,890,266	12,059,370	180,830,896	183,540,383		9,349,883
A1. IMPOZIT PE VENIT, PROFIT SI CASTIGURI DIN CAPITAL (cod 00.05+00.06+00.07)	0004	106,956,000	110,770,080	111,062,294		111,062,294	111,062,294		
A1.2. IMPOZIT PE VENIT, PROFIT SI CASTIGURI DIN CAPITAL DE LA PERSOANE FIZICE(cod 03.02+04.02)	0006	106,956,000	110,770,080	111,062,294		111,062,294	111,062,294		
Impozit pe venit (cod 03.02.17+ 03.02.18)	0302	383,000	1,198,000	1,490,222		1,490,222	1,490,222		
Impozitul pe veniturile din transferul proprietatilor imobiliare in patrimoniul personal	030218	383,000	1,198,000	1,490,222		1,490,222	1,490,222		
Cote si sume defalcate din impozitul pe venit (cod 04.02.01+04.02.04)	0402	106,573,000	109,572,080	109,572,072		109,572,072	109,572,072		
Cote defalcate din impozitul pe venit	040201	103,573,000	106,449,080	106,449,072		106,449,072	106,449,072		
Sume repartizate din Fondul la dispozitia Consiliului Judetean	040205	3,000,000	3,123,000	3,123,000		3,123,000	3,123,000		
A3. IMPOZITE SI TAXE PE PROPRIETATE (cod 07.02)	0009	21,584,000	22,284,000	29,608,131	9,474,278	20,133,853	23,045,535		6,562,596
Impozite si taxe pe proprietate (07.02.01la 07.02.03+07.02.50)	0702	21,584,000	22,284,000	29,608,131	9,474,278	20,133,853	23,045,535		6,562,596
Impozit si taxa pe cladiri (cod 07.02.01.01+07.02.01.02)	070201	15,855,000	16,555,000	22,335,916	8,026,495	14,309,421	17,137,428		5,198,488
Impozit pe cladiri de la persoane fizice	07020101	5,353,000	5,353,000	6,681,122	951,050	5,730,072	5,710,812		970,310
Impozit si taxa pe cladiri de la persoane juridice	07020102	10,502,000	11,202,000	15,654,794	7,075,445	8,579,349	11,426,616		4,228,178
Impozit si taxa pe teren (cod 07.02.02.01 la 07.02.02.03)	070202	4,490,000	4,490,000	5,438,273	798,104	4,640,169	4,587,295		850,978

186

A	B	1	2	3=4+5	4	5	6	7	8=3-6-7
Impozit pe terenuri de la persoane fizice	07020201	2,230,000	2,230,000	2,730,939	383,567	2,347,372	2,286,220		444,719
Impozit si taxa pe teren de la persoane juridice	07020202	1,951,000	1,951,000	2,304,754	324,940	1,979,814	1,983,333		321,421
Impozitul pe terenul extravilan*)+Restante ani anteriori din impozitul pe terenul agricol-	07020203	309,000	309,000	402,580	89,597	312,983	317,742		84,838
Taxe judiciare de timbru si alte taxe de timbru	070203	1,239,000	1,239,000	1,833,942	649,679	1,184,263	1,320,812		513,130
A4.IMPOZITE SI TAXE PE BUNURI SI SERVICII (cod 1.02+12.02+15.02+16.02)	0010	47,584,000	50,471,180	51,945,751	2,531,405	49,414,346	49,214,851		2,730,900
Sume defalcate din TVA (cod 11.02.01+11.02.02+11.02.05+11.02.06+11.02.09)	1102	36,331,000	39,208,180	38,741,257		38,741,257	38,741,257		
Sume defalcate din taxa pe valoarea adaugata pentru finantarea cheltuielilor descentralizate la nivelul comunelor, oraselor, municipiilor, sectoarelor si Municipiului Bucuresti	110202	35,320,000	35,112,580	34,653,248		34,653,248	34,653,248		
Sume defalcate din taxa pe valoarea adaugata pentru drumuri	110205	7,000	7,000	7,000		7,000	7,000		
Sume defalcate din taxa pe valoarea adaugata pentru echilibrarea bugetelor locale	110206		3,066,600	3,066,600		3,066,600	3,066,600		
Sume defalcate din taxa pe valoare adaugata pentru finantarea invatamantului particular sau confesional acreditat	110209	1,004,000	1,022,000	1,014,409		1,014,409	1,014,409		
Alte impozite si taxe generale pe bunuri si servicii (cod 12.02.07)	1202	1,000	1,000	55,011	55,009	2			55,011
Taxe hoteliere	120207	1,000	1,000	55,011	55,009	2			55,011
Taxe pe servicii specifice (cod 15.02.01+15.02.50)	1502	6,000	16,000	27,782	896	26,886	23,683		4,099
Impozit pe spectacole	150201	6,000	16,000	27,782	896	26,886	23,683		4,099
Taxe pe utilizarea bunurilor, autorizarea utilizarii bunurilor sau pe desfasurarea de activitati (cod 16.02.02+16.02.03+16.02.50)	1602	11,246,000	11,246,000	13,121,701	2,475,500	10,646,201	10,449,911		2,671,790
Impozit pe mijloacele de transport (cod 16.02.02.01+16.02.02.02)	160202	7,396,000	7,396,000	10,574,356	2,475,500	8,098,856	7,902,566		2,671,790
Impozit pe mijloacele de transport detinute de persoane fizice	16020201	5,200,000	5,200,000	7,458,097	1,772,250	5,685,847	5,591,632		1,866,465
Impozit pe mijloacele de transport detinute de persoane juridice	16020202	2,196,000	2,196,000	3,116,259	703,250	2,413,009	2,310,934		805,325
Taxe si tarife pentru eliberarea de licente si autorizatii de functionare	160203	67,000	67,000	52,096		52,096	52,096		
Alte taxe pe utilizarea bunurilor, autorizarea utilizarii bunurilor sau pe desfasurarea de activitati	160250	3,783,000	3,783,000	2,495,249		2,495,249	2,495,249		
A6. ALTE IMPOZITE SI TAXE FISCALE (cod 18.02)	0011	248,000	248,000	274,090	53,687	220,403	217,703		56,387
Alte impozite si taxe fiscale (cod 18.02.50)	1802	248,000	248,000	274,090	53,687	220,403	217,703		56,387

165

A	B	1	2	3=4+5	4	5	6	7	8=3-6-7
Alte impozite si taxe	180250	248,000	248,000	274,090	53,687	220,403	217,703		56,387
C. VENITURI NEFISCALE (cod 00.13+00.14)	0012	15,403,000	17,013,740	26,087,176	9,414,807	16,672,375	16,873,755		9,213,421
C1. VENITURI DIN PROPRIETATE (cod 30.02+31.02)	0013	8,712,000	9,740,230	10,281,388	494,637	9,786,751	9,745,465		535,923
Venituri din proprietate (cod 30.02.01+30.02.05+30.02.08+30.02.50)	3002	8,712,000	9,740,230	10,281,388	494,637	9,786,751	9,745,465		535,923
Venituri din concesiuni si inchirieri (cod 30.02.05.01+30.02.05.05+30.02.05.30)	300205	8,443,000	8,976,090	9,517,248	494,637	9,022,611	8,981,325		535,923
Alte venituri din concesiuni si inchirieri de catre institutiile publice	30020530	8,443,000	8,976,090	9,517,248	494,637	9,022,611	8,981,325		535,923
Venituri din dividende (cod 30.02.08.02+30.02.08.03)	300208	269,000	764,140	764,140		764,140	764,140		
Venituri din dividende de la alti platitori	30020802	269,000	764,140	764,140		764,140	764,140		
C2. VANZARI DE BUNURI SI SERVICII (cod 33.02+34.02+35.02+36.02+37.02)	0014	6,691,000	7,273,510	15,805,788	8,920,164	6,885,624	7,128,290		8,677,498
Venituri din prestari de servicii si alte activitati (cod 33.02.08+33.02.10+33.02.12+33.02.24+33.02.27+33.02.28+33.02.33+33.02.50)	3302	1,663,000	2,102,060	2,676,305	141,957	2,534,348	2,533,173		143,132
Venituri din prestari de servicii	330208		439,060	722,397		722,397	712,821		9,576
Contributia parintilor sau sustinatorilor legali pentru intretinerea copiilor in crese	330210	400,000	400,000	259,216		259,216	259,216		
Contributia persoanelor beneficiare ale cantinelor de ajutor social	330212	28,000	28,000	39,387		39,387	39,387		
Venituri din recuperarea cheltuielilor de judecata, imputatii si despagubiri	330228	6,000	6,000	142,007	141,957	50	8,451		133,556
Alte venituri din prestari de servicii si alte activitati	330250	1,229,000	1,229,000	1,513,298		1,513,298	1,513,298		
Venituri din taxe administrative, eliberari permise (cod 34.02.02+34.02.50)	3402	83,000	83,000	79,005		79,005	79,005		
Taxe extrajudiciare de timbru	340202	2,000	2,000	1,654		1,654	1,654		
Alte venituri din taxe administrative, eliberari permise	340250	81,000	81,000	77,351		77,351	77,351		
Amenzi, penalitati si confiscari (cod 35.02.01 la 35.02.03+35.02.50)	3502	2,882,000	2,882,000	10,641,237	6,996,480	3,644,757	3,069,359		7,571,878
Venituri din amenzi si alte sanctiuni aplicate potrivit dispozitiilor legale (cod 35.02.01.02)	350201	2,882,000	2,882,000	10,641,237	6,996,480	3,644,757	3,069,359		7,571,878
Venituri din amenzi si alte sanctiuni aplicate de catre alte institutii de specialitate	35020102	2,882,000	2,882,000	10,641,237	6,996,480	3,644,757	3,069,359		7,571,878
Diverse venituri (cod 36.02.01+36.02.05+36.02.06+36.02.07+36.02.11+36.02.14+36.02.22+36.02.23+36.02.31+36.02.32+36.02.47+36.02.50)	3602	2,063,000	2,073,000	2,275,797	1,781,727	494,070	1,313,309		962,488

A	B	1	2	3=4+5	4	5	6	7	8=3-6-7
Taxe speciale	360206	2,051,000	2,051,000	2,230,128	1,781,727	448,401	1,267,640		962,488
Alte venituri	360250	12,000	22,000	45,669		45,669	45,669		
Transferuri voluntare, altele decat subventiile (cod 37.02.01+37.02.03 la 37.02.05+37.02.50)	3702		133,450	133,444		133,444	133,444		
Donatii si sponsorizari	370201		133,450	133,444		133,444	133,444		
Varsaminte din sectiunea de functionare pentru finantarea sectiunii de dezvoltare a bugetului local (cu semnul minus)	370203	-5,615,170	-6,438,440	-6,438,440		-6,438,440	-6,438,440		
Varsaminte din sectiunea de functionare	370204	5,615,170	6,438,440	6,438,440		6,438,440	6,438,440		
II. VENITURI DIN CAPITAL (cod 39.02)	0015		4,738,520	4,820,615	44	4,820,571	4,741,735		78,880
Venituri din valorificarea unor bunuri (cod 39.02.01+39.02.03+39.02.04+ 39.02.07+39.02.10)	3902		4,738,520	4,820,615	44	4,820,571	4,741,735		78,880
Venituri din valorificarea unor bunuri ale institutiilor publice	390201			89,206		89,206	10,342		78,864
Venituri din vanzarea locuintelor construite din fondurile statului	390203			50	44	6	34		16
Venituri din vanzarea unor bunuri apartinand domeniului privat al statului sau al unitatilor administrativ-teritoriale	390207		4,738,520	4,731,359		4,731,359	4,731,359		
IV. SUBVENTII (cod 00.18)	0017	108,999,960	16,302,560	11,712,753	958,738	10,754,015	9,813,173		1,899,580
SUBVENTII DE LA ALTE NIVELE ALE ADMINISTRATIEI PUBLICE (cod 42.02+43.02)	0018	108,999,960	16,302,560	11,712,753	958,738	10,754,015	9,813,173		1,899,580
Subventii de la bugetul de stat (cod 42.02.01+42.02.05+42.02.10+42.02.12+42.02.13+42.02.14+ 42.02.15+ 42.02.16+42.02.18+42.02.20+42.02.21+42.02.28+ 42.02.29+ 42.02.32+42.02.33+42.02.34+ 42.02.35+ 42.02.40 la 42.02.42+ 42.02.45+ 42.02.51+42.02.52+42.02.54+ 42.02.55+ 42.02.62+ 42.02.65 la 42.02.67+42.02.69+ 42.02.73+ 42.02.77+42.02.79+42.02.80+ 42.02.81+42.02.82+ 42.02.84 la 42.02.92)	4202	104,232,960	15,428,960	10,818,909	938,494	9,880,415	8,919,329		1,899,580
Subventii pentru acordarea ajutorului pentru incalzirea locuintei cu lemne, carbuni, combustibili petrolieri	420234		206,630	205,380		205,380	205,380		
Subventii din bugetul de stat pentru finantarea sanatatii	420241	3,540,960	150,000	133,452		133,452	133,452		
Subventii pentru finantarea locuintelor sociale	420255	2,940,000	632,780	348,343		348,343	348,343		
Subventii din bugetul de stat alocate conform contractelor incheiate cu directiile de sanatate publica	420266		3,390,960	2,106,600		2,106,600	2,106,600		
Subventii de la bugetul de stat catre bugetele locale necesare sustinerii derularii proiectelor finantate din fonduri externe nerambursabile (FEN) postaderare, aferente perioadei de programare 2014 - 2020	420269	8,000,000	4,000,000	3,372,512	938,494	2,434,018	1,666,246		1,706,266

163

A	B	1	2	3=4+5	4	5	6	7	8=3-6-7
Subventii de la bugetul de stat catre bugetele locale pentru Programul national de investitii „Anghel Saligny”	420287	5,484,000	4,047,340	4,032,507		4,032,507	3,931,403		101,104
Alocari de sume din PNRR aferente asistentei financiare nerambursabile (cod 42.02.88.01 la 42.02.88.03)	420288	84,268,000	1,493,000	182,325		182,325	182,325		
Fonduri europene nerambursabile	42028801	70,813,000	775,000	159,876		159,876	159,876		
Sume aferente TVA	42028803	13,455,000	718,000	22,449		22,449	22,449		
Alocari de sume din PNRR aferente componentei împrumuturi (cod 42.02.89.01 la 42.02.89.03)	420289		1,508,250	437,790		437,790	345,580		92,210
Fonduri din împrumut rambursabil	42028901		1,000,000	375,080		375,080	290,403		84,677
Sume aferente TVA	42028903		508,250	62,710		62,710	55,177		7,533
Subventii de la alte administratii (cod. 43.02.01+43.02.04+43.02.07+43.02.08+43.02.20+43.02.21+43.02.23 +43.02.24 + 43.02.28 la 43.02.31+43.02.34 la 43.02.50)	4302	4,767,000	873,600	893,844	20,244	873,600	893,844		
Alte subventii primite de la administratia centrala pentru finantarea unor activitati	430220		873,600	893,844	20,244	873,600	893,844		
Sume alocate din sumele obtinute în urma scoaterii la licitatie a certificatelor de emisii de gaze cu efect de ser? pentru finantarea proiectelor de investitii	430244	4,767,000							
Alte sume primite de la UE (cod 46.02.03)	4602			19,818		19,818	19,818		
Alte sume primite din fonduri de la Uniunea Europeana pentru programele operationale finantate din cadrul financiar 2014-2020	460204			19,818		19,818	19,818		
Sume primite de la UE/alti donatori în contul platilor efectuate si prefinantari aferente cadrului financiar 2014-2020 (cod 48.02.01 la 48.02.05+48.02.11+48.02.12+48.02.15+48.02.19)	4802	68,971,500	44,050,030	37,654,523	6,169,941	31,484,582	26,498,818		11,155,705
Fondul European de Dezvoltare Regionala (FEDR) (cod 48.02.01.01 la 48.02.01.03)	480201	68,971,500	44,050,030	37,654,523	6,169,941	31,484,582	26,498,818		11,155,705
Sume primite în contul platilor efectuate în anul curent	48020101	47,471,500	24,000,000	16,448,863	6,133,185	10,315,678	6,571,085		9,877,778
Sume primite în contul platilor efectuate în anii anteriori	48020102	3,500,000	2,493,500	2,582,763	36,756	2,546,007	1,304,836		1,277,927
Prefinantare	48020103	18,000,000	17,556,530	18,622,897		18,622,897	18,622,897		
VENITURILE SECTIUNII DE FUNCTIONARE (cod 00.02+00.16+00.17+4702)-TOTAL	000102	189,700,790	198,969,750	215,878,278	21,494,415	194,383,863	197,314,974		18,563,304
VENITURI PROPRII (00.02-11.02-37.02)	4990	155,444,000	161,445,370	180,102,741	21,474,171	158,628,570	161,539,437		18,563,304
I. VENITURI CURENTE (cod 00.03+00.12)	0002	186,159,830	194,348,560	212,539,002	21,474,171	191,064,831	193,975,698		18,563,304
A. VENITURI FISCALE (cod	0003	176,372,000	183,773,260	192,890,266	12,059,370	180,830,896	183,540,383		9,349,883

166

A	B	1	2	3=4+5	4	5	6	7	8=3-6-7
00.04+06.02+00.09+00.10+00.11)									
A1. IMPOZIT PE VENIT, PROFIT SI CASTIGURI DIN CAPITAL (cod 00.05+00.06+00.07)	0004	106,956,000	110,770,080	111,062,294		111,062,294	111,062,294		
A1.2. IMPOZIT PE VENIT, PROFIT SI CASTIGURI DIN CAPITAL DE LA PERSOANE FIZICE(cod 03.02+04.02)	0006	106,956,000	110,770,080	111,062,294		111,062,294	111,062,294		
Impozit pe venit (cod 03.02.17+ 03.02.18)	0302	383,000	1,198,000	1,490,222		1,490,222	1,490,222		
Impozitul pe veniturile din transferul proprietatilor imobiliare din patrimoniul personal	030218	383,000	1,198,000	1,490,222		1,490,222	1,490,222		
Cote si sume defalcate din impozitul pe venit (cod 04.02.01+04.02.04)	0402	106,573,000	109,572,080	109,572,072		109,572,072	109,572,072		
Cote defalcate din impozitul pe venit	040201	103,573,000	106,449,080	106,449,072		106,449,072	106,449,072		
Sume repartizate din Fondul la dispozitia Consiliului Judetean	040205	3,000,000	3,123,000	3,123,000		3,123,000	3,123,000		
A3. IMPOZITE SI TAXE PE PROPRIETATE (cod 07.02)	0009	21,584,000	22,284,000	29,608,131	9,474,278	20,133,853	23,045,535		6,562,596
Impozite si taxe pe proprietate (cod 07.02.01 la 07.02.03+07.02.50)	0702	21,584,000	22,284,000	29,608,131	9,474,278	20,133,853	23,045,535		6,562,596
Impozit si taxa pe cladiri (cod 07.02.01.01+07.02.01.02)	070201	15,855,000	16,555,000	22,335,916	8,026,495	14,309,421	17,137,428		5,198,488
Impozit pe cladiri de la persoane fizice	07020101	5,353,000	5,353,000	6,681,122	951,050	5,730,072	5,710,812		970,310
Impozit si taxa pe cladiri de la persoane juridice	07020102	10,502,000	11,202,000	15,654,794	7,075,445	8,579,349	11,426,616		4,228,178
Impozit si taxa pe teren (cod 07.02.02.01 la 07.02.02.03)	070202	4,490,000	4,490,000	5,438,273	798,104	4,640,169	4,587,295		850,978
Impozit pe terenuri de la persoane fizice	07020201	2,230,000	2,230,000	2,730,939	383,567	2,347,372	2,286,220		444,719
Impozit si taxa pe teren de la persoane juridice	07020202	1,951,000	1,951,000	2,304,754	324,940	1,979,814	1,983,333		321,421
Impozitul pe terenul extravilan*)+Restante anii anteriori din impozitul pe terenul agricol-	07020203	309,000	309,000	402,580	89,597	312,983	317,742		84,838
Taxe judiciare de timbru si alte taxe de timbru	070203	1,239,000	1,239,000	1,833,942	649,679	1,184,263	1,320,812		513,130
4. IMPOZITE SI TAXE PE BUNURI SI SERVICII (cod 11.02+12.02+15.02+16.02)	0010	47,584,000	50,471,180	51,945,751	2,531,405	49,414,346	49,214,851		2,730,900
Sume defalcate din TVA (cod 11.02.01+11.02.02+11.02.05+11.02.06+11.02.09)	1102	36,331,000	39,208,180	38,741,257		38,741,257	38,741,257		
Sume defalcate din taxa pe valoarea adaugata pentru finantarea cheltuielilor descentralizate la nivelul comunelor, oraselor, municipiilor, sectoarelor si Municipiului Bucuresti	110202	35,320,000	35,112,580	34,653,248		34,653,248	34,653,248		
Sume defalcate din taxa pe valoarea adaugata pentru drumuri	110205	7,000	7,000	7,000		7,000	7,000		
Sume defalcate din taxa pe valoarea adaugata pentru echilibrarea bugetelor locale	110206		3,066,600	3,066,600		3,066,600	3,066,600		
Sume defalcate din taxa pe valoare adaugata pentru finantarea invatamantului particular sau confesional acreditat	110209	1,004,000	1,022,000	1,014,409		1,014,409	1,014,409		

161

A	B	1	2	3=4+5	4	5	6	7	8=3-6-7
Alte impozite si taxe generale pe bunuri si servicii (cod 12.02.07 + 12.02.18)	1202	1,000	1,000	55,011	55,009	2			55,011
Taxe hoteliere	120207	1,000	1,000	55,011	55,009	2			55,011
Taxe pe servicii specifice (cod 15.02.01+15.02.50)	1502	6,000	16,000	27,782	896	26,886	23,683		4,099
Impozit pe spectacole	150201	6,000	16,000	27,782	896	26,886	23,683		4,099
Taxe pe utilizarea bunurilor, autorizarea utilizarii bunurilor sau pe desfasurarea de activitati (cod 16.02.02+16.02.03+16.02.50)	1602	11,246,000	11,246,000	13,121,701	2,475,500	10,646,201	10,449,911		2,671,790
Impozit pe mijloacele de transport (cod 16.02.02.01+16.02.02.02)	160202	7,396,000	7,396,000	10,574,356	2,475,500	8,098,856	7,902,566		2,671,790
Impozit pe mijloacele de transport detinute de persoane fizice	16020201	5,200,000	5,200,000	7,458,097	1,772,250	5,685,847	5,591,632		1,866,465
Impozit pe mijloacele de transport detinute de persoane juridice	16020202	2,196,000	2,196,000	3,116,259	703,250	2,413,009	2,310,934		805,325
Taxe si tarife pentru eliberarea de licente si autorizatii de functionare	160203	67,000	67,000	52,096		52,096	52,096		
Alte taxe pe utilizarea bunurilor, autorizarea utilizarii bunurilor sau pe desfasurarea de activitati	160250	3,783,000	3,783,000	2,495,249		2,495,249	2,495,249		
A6. ALTE IMPOZITE SI TAXE FISCALE (cod 18.02)	0011	248,000	248,000	274,090	53,687	220,403	217,703		56,387
Alte impozite si taxe fiscale (cod 18.02.50)	1802	248,000	248,000	274,090	53,687	220,403	217,703		56,387
Alte impozite si taxe	180250	248,000	248,000	274,090	53,687	220,403	217,703		56,387
C. VENITURI NEFISCALE (cod 00.13+00.14)	0012	9,787,830	10,575,300	19,648,736	9,414,807	10,233,935	10,435,315		9,213,421
C1. VENITURI DIN PROPRIETATE (cod 30.02+31.02)	0013	8,712,000	9,740,230	10,281,388	494,637	9,786,751	9,745,465		535,923
Venituri din proprietate (cod 30.02.01+30.02.05+30.02.08+30.02.50)	3002	8,712,000	9,740,230	10,281,388	494,637	9,786,751	9,745,465		535,923
Venituri din concesiuni si inchirieri (cod 30.02.05.01+30.02.05.05+30.02.05.30)	300205	8,443,000	8,976,090	9,517,248	494,637	9,022,611	8,981,325		535,923
Alte venituri din concesiuni si inchirieri de catre institutiile publice	30020530	8,443,000	8,976,090	9,517,248	494,637	9,022,611	8,981,325		535,923
Venituri din dividende (cod 30.02.08.02+30.02.08.03)	300208	269,000	764,140	764,140		764,140	764,140		
Venituri din dividende de la alti platitori	30020802	269,000	764,140	764,140		764,140	764,140		
C2. VANZARI DE BUNURI SI SERVICII (cod 33.02+34.02+35.02+36.02+37.02)	0014	1,075,830	835,070	9,367,348	8,920,164	447,184	689,850		8,677,498
Venituri din prestari de servicii si alte activitati (cod 33.02.08+33.02.10+33.02.12+33.02.24+33.02.27+33.02.28+33.02.33+33.02.50)	3302	1,663,000	2,102,060	2,676,305	141,957	2,534,348	2,533,173		143,132
Venituri din prestari de servicii	330208		439,060	722,397		722,397	712,821		9,576
Contributia parintilor sau sustinatorilor legali pentru	330210	400,000	400,000	259,216		259,216	259,216		

160

A	B	1	2	3=4+5	4	5	6	7	8=3-6-7
intretinerea copiilor in crese									
Contributia persoanelor beneficiare ale cantinelor de ajutor social	330212	28,000	28,000	39,387		39,387	39,387		
Venituri din recuperarea cheltuielilor de judecata, imputatii si despagubiri	330228	6,000	6,000	142,007	141,957	50	8,451		133,556
Alte venituri din prestari de servicii si alte activitati	330250	1,229,000	1,229,000	1,513,298		1,513,298	1,513,298		
Venituri din taxe administrative, eliberari permise (cod 34.02.02+34.02.50)	3402	83,000	83,000	79,005		79,005	79,005		
Taxe extrajudiciare de timbru	340202	2,000	2,000	1,654		1,654	1,654		
Alte venituri din taxe administrative, eliberari permise	340250	81,000	81,000	77,351		77,351	77,351		
Amenzi, penalitati si confiscari (cod 35.02.01 la 35.02.03+35.02.50)	3502	2,882,000	2,882,000	10,641,237	6,996,480	3,644,757	3,069,359		7,571,878
Venituri din amenzi si alte sanctiuni aplicate potrivit dispozitiilor legale (cod 35.02.01.02)	350201	2,882,000	2,882,000	10,641,237	6,996,480	3,644,757	3,069,359		7,571,878
Venituri din amenzi si alte sanctiuni aplicate de catre alte institutii de specialitate	35020102	2,882,000	2,882,000	10,641,237	6,996,480	3,644,757	3,069,359		7,571,878
Diverse venituri (cod 36.02.01+36.02.05+36.02.06+36.02.11+36.02.14+36.02.32+36.02.50)	3602	2,063,000	2,073,000	2,275,797	1,781,727	494,070	1,313,309		962,488
Taxe speciale	360206	2,051,000	2,051,000	2,230,128	1,781,727	448,401	1,267,640		962,488
Alte venituri	360250	12,000	22,000	45,669		45,669	45,669		
Transferuri voluntare, altele decat subventiile (cod 37.02.01+37.02.03+37.02.50)	3702	-5,615,170	-6,304,990	-6,304,996		-6,304,996	-6,304,996		
Donatii si sponsorizari	370201		133,450	133,444		133,444	133,444		
Marsaminte din sectiunea de functionare pentru finantarea sectiunii de dezvoltare a bugetului local (cu semnul minus)	370203	-5,615,170	-6,438,440	-6,438,440		-6,438,440	-6,438,440		
IV. SUBVENTII (cod 00.18)	0017	3,540,960	4,621,190	3,339,276	20,244	3,319,032	3,339,276		
SUBVENTII DE LA ALTE NIVELE ALE ADMINISTRATIEI PUBLICE (cod 42.02+43.02)	0018	3,540,960	4,621,190	3,339,276	20,244	3,319,032	3,339,276		
Subventii de la bugetul de stat (cod 42.02.21+42.02.28+42.02.32 la 42.02.36+ 42.02.41+ 42.02.42+42.02.44+42.02.45+ 42.02.51+ 42.02.54+42.02.66)	4202	3,540,960	3,747,590	2,445,432		2,445,432	2,445,432		
Subventii pentru acordarea ajutorului pentru incalzirea locuintei cu lemne, carbuni, combustibili petrolieri	420234		206,630	205,380		205,380	205,380		
Subventii din bugetul de stat pentru finantarea sanatatii	420241	3,540,960	150,000	133,452		133,452	133,452		
Subventii din bugetul de stat alocate conform contractelor incheiate cu directiile de sanatate publica	420266		3,390,960	2,106,600		2,106,600	2,106,600		

159


A	B	1	2	3=4+5	4	5	6	7	8=3-6-7
Subventii de la alte administratii (cod 43.02.01 +43.02.04+43.02.07+ 43.02.08+43.02.20+ 43.02.21+43.02.23+43.02.24+43.02.30 +43.02.34)	4302		873,600	893,844	20,244	873,600	893,844		
Alte subventii primite de la administratia centrala pentru finantarea unor activitati	430220		873,600	893,844	20,244	873,600	893,844		
VENITURILE SECTIUNII DE DEZVOLTARE (00.02+00.15+0016+00.17+45.02+48.02+4602) - TOTAL	000102	180,045,670	66,908,360	57,306,873	7,108,479	50,198,394	44,172,708		13,134,165
VENITURI PROPRII (cod 00.02-11.02-37.02+00.15)	4990		4,738,520	4,820,615	44	4,820,571	4,741,735		78,880
I. VENITURI CURENTE (cod 00.03+00.12)	0002	5,615,170	6,438,440	6,438,440		6,438,440	6,438,440		
C. VENITURI NEFISCALE (cod 00.14)	0012	5,615,170	6,438,440	6,438,440		6,438,440	6,438,440		
C2. VANZARI DE BUNURI SI SERVICII (cod 36.02+37.02)	0014	5,615,170	6,438,440	6,438,440		6,438,440	6,438,440		
Transferuri voluntare, altele decat subventiile (cod 37.02.04+37.02.05)	3702	5,615,170	6,438,440	6,438,440		6,438,440	6,438,440		
Varsaminte din sectiunea de functionare	370204	5,615,170	6,438,440	6,438,440		6,438,440	6,438,440		
II. VENITURI DIN CAPITAL (cod 39.02)	0015		4,738,520	4,820,615	44	4,820,571	4,741,735		78,880
Venituri din valorificarea unor bunuri (cod 39.02.01+39.02.03+39.02.04+39.02.07+39.02.10)	3902		4,738,520	4,820,615	44	4,820,571	4,741,735		78,880
Venituri din valorificarea unor bunuri ale institutiilor publice	390201			89,206		89,206	10,342		78,864
Venituri din vanzarea locuintelor construite din fondurile statului	390203			50	44	6	34		16
Venituri din vanzarea unor bunuri apartinand domeniului privat al statului sau al unitatilor administrativ-teritoriale	390207		4,738,520	4,731,359		4,731,359	4,731,359		
IV. SUBVENTII (cod 00.18)	0017	105,459,000	11,681,370	8,373,477	938,494	7,434,983	6,473,897		1,899,580
SUBVENTII DE LA ALTE NIVELE ALE ADMINISTRATIEI PUBLICE (cod 42.02+43.02)	0018	105,459,000	11,681,370	8,373,477	938,494	7,434,983	6,473,897		1,899,580
Subventii de la bugetul de stat (cod 42.02.01+42.02.05+42.02.10+42.02.12+42.02.13+ 42.02.14+ 42.02.15+ 42.02.16+ 42.02.18+42.02.20+42.02.29+42.02.33+42.02.40+ 42.02.51+42.02.52+42.02.55+ 42.02.62+42.02.65+ 42.02.67+ 42.02.69+42.02.77+42.02.79+42.02.84 +42.02.85+ 42.02.87 la 42.02.92)	4202	100,692,000	11,681,370	8,373,477	938,494	7,434,983	6,473,897		1,899,580
Subventii pentru finantarea locuintelor sociale	420255	2,940,000	632,780	348,343		348,343	348,343		
Subventii de la bugetul de stat catre bugetele locale necesare sustinerii derularii proiectelor finantate din fonduri externe nerambursabile (FEN) postaderare, aferente perioadei de programare 2014 - 2020	420269	8,000,000	4,000,000	3,372,512	938,494	2,434,018	1,666,246		1,706,266

158

A	B	1	2	3=4+5	4	5	6	7	8=3-6-7
Subventii de la bugetul de stat catre bugetele locale pentru Programul national de investitii „Anghel Saligny”	420287	5,484,000	4,047,340	4,032,507		4,032,507	3,931,403		101,104
Alocari de sume din PNRR aferente asisten?ei financiare nerambursabile (cod 42.02.88.01 la 42.02.88.03)	420288	84,268,000	1,493,000	182,325		182,325	182,325		
Fonduri europene nerambursabile	42028801	70,813,000	775,000	159,876		159,876	159,876		
Sume aferente TVA	42028803	13,455,000	718,000	22,449		22,449	22,449		
Alocari de sume din PNRR aferente componentei împrumuturi (cod 42.02.89.01 la 42.02.89.03)	420289		1,508,250	437,790		437,790	345,580		92,210
Fonduri din împrumut rambursabil	42028901		1,000,000	375,080		375,080	290,403		84,677
Sume aferente TVA	42028903		508,250	62,710		62,710	55,177		7,533
Subventii de la alte administratii (cod 43.02.31+43.02.39+43.02.44+43.02.47+43.02.48+43.02.49+43.02.50)	4302	4,767,000							
Sume alocate din sumele obtinute în urma scoaterii la licitatie a certificatelor de emisii de gaze cu efect de ser? pentru finan?area proiectelor de investit?ii	430244	4,767,000							
Alte sume primite de la UE (cod 46.02.03+04+05)	4602			19,818		19,818	19,818		
Alte sume primite din fonduri de la Uniunea Europeana pentru programele operationale finantate din cadrul financiar 2014-2020	460204			19,818		19,818	19,818		
Sume primite de la UE/alti donatori în contul platilor efectuate si prefinantari aferente cadrului financiar 2014-2020 (cod 48.02.01 la 48.02.05+48.02.11+48.02.12+48.02.15+48.02.19)	4802	68,971,500	44,050,030	37,654,523	6,169,941	31,484,582	26,498,818		11,155,705
Fondul European de Dezvoltare Regionala (FEDR) (cod 48.02.01.01 la 48.02.01.03)	480201	68,971,500	44,050,030	37,654,523	6,169,941	31,484,582	26,498,818		11,155,705
Sume primite în contul platilor efectuate în anul curent	48020101	47,471,500	24,000,000	16,448,863	6,133,185	10,315,678	6,571,085		9,877,778
Sume primite în contul platilor efectuate în anii anteriori	48020102	3,500,000	2,493,500	2,582,763	36,756	2,546,007	1,304,836		1,277,927
Prefinantare	48020103	18,000,000	17,556,530	18,622,897		18,622,897	18,622,897		

Conducatorul institutiei

Conducatorul compartimentului financiar-contabil



[Handwritten signature]

157

Anexa 13

CONTUL DE EXECUTIE A BUGETULUI LOCAL- CHELTUIELI

la data de 31.12.2023

Cod 21

-lei-

Denumirea indicatorilor *)	Cod indicator	Credite de angajament		Credite bugetare		Angajamente bugetare	Angajamente legale	Plati efectuate	Angajamente legale de platit	Cheltuieli efective
		Initiale	Definitive	Initiale	Definitive					
A	B	1	2	3	4	5	6	7	8=6-7	9
TOTAL CHELTUIELI (cod 50.02+59.02+63.02+70.02+74.02+79.02)	4902	204,733,140	91,595,830	394,433,930	290,565,580	257,411,901	257,411,901	257,411,901		231,168,203
Partea I-a SERVICII PUBLICE GENERALE (cod 51.02+54.02+55.02+56.02)	5002	4,012,630	1,119,190	48,955,020	42,708,150	40,701,974	40,701,974	40,701,974		44,569,548
Autoritati publice si actiuni externe (cod 51.02.01)	5102	3,397,630	979,890	34,384,190	30,278,020	29,108,385	29,108,385	29,108,385		33,120,133
Autoritati executive si legislative (cod 51.02.01.03)	510201	3,397,630	979,890	34,384,190	30,278,020	29,108,385	29,108,385	29,108,385		33,120,133
Autoritati executive	51020103	3,397,630	979,890	34,384,190	30,278,020	29,108,385	29,108,385	29,108,385		33,120,133
Alte servicii publice generale (cod 54.02.05 la 54.02.07+54.02.10+54.02.50)	5402	615,000	139,300	5,487,000	4,646,300	4,297,403	4,297,403	4,297,403		4,152,011
Fond de rezerva bugetara la dispozitia autoritatilor locale	540205			450,000						
Servicii publice comunitare de evidenta a persoanelor	540210	105,000	55,000	1,984,000	1,904,000	1,744,196	1,744,196	1,744,196		1,660,366
Alte servicii publice generale	540250	510,000	84,300	3,053,000	2,742,300	2,553,207	2,553,207	2,553,207		2,491,645
Tranzactii privind datoria publica si imprumuturi	5502			9,083,830	7,783,830	7,296,186	7,296,186	7,296,186		7,297,404
Partea a II-a APARARE, ORDINE PUBLICA SI SIGURANTA NATIONALA (60.02+61.02)	5902			7,069,000	7,069,000	6,904,973	6,904,973	6,904,973		7,005,539
Ordine publica si siguranta nationala (cod 61.02.03 +61.02.05+61.02.50)	6102			7,069,000	7,069,000	6,904,973	6,904,973	6,904,973		7,005,539
Ordine publica (cod 61.02.03.04)	610203			7,009,000	7,009,000	6,902,176	6,902,176	6,902,176		7,002,073
Politie locala	61020304			7,009,000	7,009,000	6,902,176	6,902,176	6,902,176		7,002,073
Protectie civila si protectia contra incendiilor (protectie civila nonmilitara)	610205			60,000	60,000	2,797	2,797	2,797		3,466
Partea a III-a CHELTUIELI SOCIAL-CULTURALE(cod	6302	55,573,930	8,363,120	135,533,890	96,546,190	88,605,866	88,605,866	88,605,866		94,982,089

156

A	B	1	2	3	4	5	6	7	8=6-7	9
65.02+66.02+67.02+68.02)										
Invatamant (cod 65.02.03 la 65.02.05+65.02.07+65.02.11+65.02.12+65.02.13+65.02.50)	6502	52,611,370	4,817,360	72,398,370	23,760,140	20,310,920	20,310,920	20,310,920		25,487,385
Invatamant prescolar si primar (cod 65.02.03.01+65.02.03.02)	650203			2,981,000	3,582,590	3,419,001	3,419,001	3,419,001		3,407,601
Invatamant prescolar	65020301			2,981,000	3,582,590	3,419,001	3,419,001	3,419,001		3,407,601
Invatamant secundar (cod 65.02.04.01 la 65.02.04.03)	650204	251,100	563,340	15,419,100	14,913,190	14,207,422	14,207,422	14,207,422		14,810,724
Invatamant secundar inferior	65020401	251,100	429,140	6,575,100	6,307,870	5,989,765	5,989,765	5,989,765		5,747,657
Invatamant secundar superior	65020402		134,200	8,844,000	8,605,320	8,217,657	8,217,657	8,217,657		9,063,067
Invatamant anteprescolar	650213		50,000	856,000	994,330	774,964	774,964	774,964		716,964
Alte cheltuieli in domeniul invatamantului	650250	52,360,270	4,204,020	53,142,270	4,270,030	1,909,533	1,909,533	1,909,533		6,552,096
Sanatate (cod 66.02.06+66.02.08+66.02.50)	6602			3,890,960	3,915,960	2,595,761	2,595,761	2,595,761		2,585,613
Servicii de sanatate publica	660208			3,890,960	3,915,960	2,595,761	2,595,761	2,595,761		2,585,613
Cultura, recreere si religie (cod 67.02.03+67.02.05+67.02.06+67.02.50)	6702	2,862,560	3,066,060	25,966,560	30,488,400	28,675,756	28,675,756	28,675,756		29,326,228
Servicii culturale (cod 67.02.03.02 la 67.02.03.08+67.02.03.12+67.02.03.30)	670203	136,230	136,230	5,233,230	5,388,230	5,069,730	5,069,730	5,069,730		4,909,294
Case de cultura	67020306			3,832,000	3,832,000	3,625,304	3,625,304	3,625,304		3,625,304
Alte servicii culturale	67020330	136,230	136,230	1,401,230	1,556,230	1,444,426	1,444,426	1,444,426		1,283,990
Servicii recreative si sportive (cod 67.02.05.01 la 67.02.05.03)	670205	2,589,440	2,825,440	20,546,440	24,945,780	23,535,681	23,535,681	23,535,681		23,099,680
Sport	67020501	2,097,000	2,333,000	12,054,000	14,033,340	12,623,241	12,623,241	12,623,241		12,679,680
Intretinere gradini publice, parcuri, zone verzi, baze sportive si agrement	67020503	492,440	492,440	8,492,440	10,912,440	10,912,440	10,912,440	10,912,440		10,420,000
Alte servicii in domeniile culturii, recreerii si religiei	670250	136,890	104,390	186,890	154,390	70,345	70,345	70,345		1,317,254
Asigurari si asistenta sociala (cod 68.02.04 la 68.02.06+68.02.10+68.02.12+68.02.15+68.02.50)	6802	100,000	479,700	33,278,000	38,381,690	37,023,429	37,023,429	37,023,429		37,582,863
Asistenta sociala in caz de boli si invaliditati (cod 68.02.05.02)	680205			20,394,000	24,387,180	23,372,612	23,372,612	23,372,612		23,981,001
Asistenta sociala in caz de invaliditate	68020502			20,394,000	24,387,180	23,372,612	23,372,612	23,372,612		23,981,001
Ajutoare pentru locuinte	680210				206,630	205,380	205,380	205,380		205,380
Alte cheltuieli in domeniul asigurarilor si asistentei sociale (cod 68.02.50.50)	680250	100,000	479,700	12,884,000	13,787,880	13,445,437	13,445,437	13,445,437		13,396,482
Alte cheltuieli in domeniul asistentei sociale	68025050	100,000	479,700	12,884,000	13,787,880	13,445,437	13,445,437	13,445,437		13,396,482
Partea a IV-a SERVICII SI DEZVOLTARE PUBLICA, LOCUINTE, MEDIU SI APE (cod 70.02+74.02)	6902	39,539,680	35,648,890	68,862,120	69,124,930	61,804,932	61,804,932	61,804,932		31,856,660
Locuinte, servicii si dezvoltare publica (cod 70.02.03+70.02.05)	7002	39,524,540	35,648,890	57,102,630	53,966,980	47,543,425	47,543,425	47,543,425		17,447,857

158

A	B	1	2	3	4	5	6	7	8=6-7	9
la 70.02.07+70.02.50)										
Locuinte (cod 70.02.03.01+70.02.03.30)	700203	762,000	730,000	762,000	730,000	687,278	687,278	687,278		1,033,195
Alte cheltuieli in domeniul locuintelor	70020330	762,000	730,000	762,000	730,000	687,278	687,278	687,278		1,033,195
Iluminat public si electrificari rurale	700206	22,391,960	17,577,030	25,241,960	21,167,030	19,433,350	19,433,350	19,433,350		3,035,406
Alte servicii in domeniul locuintelor, serviciilor si dezvoltarii comunale	700250	16,370,580	17,341,860	31,098,670	32,069,950	27,422,797	27,422,797	27,422,797		13,379,256
Protectia mediului (cod 74.02.03+74.02.05+74.02.06+74.02.50)	7402	15,140		11,759,490	15,157,950	14,261,507	14,261,507	14,261,507		14,408,803
Salubritate si gestiunea deseurilor (cod 74.02.05.01+74.02.05.02)	740205	15,140		11,759,490	14,034,350	13,784,507	13,784,507	13,784,507		13,931,803
Salubritate	74020501	15,140		11,759,490	14,034,350	13,784,507	13,784,507	13,784,507		13,931,803
Alte servicii in domeniul protectiei mediului	740250				1,123,600	477,000	477,000	477,000		477,000
Partea a V-a ACTIUNI ECONOMICE (80.02+81.02+83.02+84.02+87.02)	7902	105,606,900	46,464,630	134,013,900	75,117,310	59,394,156	59,394,156	59,394,156		52,754,367
Agricultura, silvicultura, piscicultura si vanatoare (cod 83.02.03)	8302		120,000	1,000,000	1,039,000	952,775	952,775	952,775		901,707
Alte cheltuieli in domeniul agriculturii, silviculturii, pisciculturii si vanatoriei	830250		120,000	1,000,000	1,039,000	952,775	952,775	952,775		901,707
Transporturi (cod 84.02.03+84.02.04+84.02.06+84.02.50)	8402	105,606,900	46,344,630	133,013,900	74,078,310	58,441,381	58,441,381	58,441,381		51,852,660
Transport rutier (cod 84.02.03.01 la 84.02.03.03)	840203	105,606,900	46,344,630	133,013,900	74,078,310	58,441,381	58,441,381	58,441,381		51,852,660
Drumuri si poduri	84020301									31,737
Transport in comun	84020302	32,100,000	2,000	52,500,000	22,118,590	22,118,137	22,118,137	22,118,137		25,779,718
Strazi	84020303	73,506,900	46,342,630	80,513,900	51,959,720	36,323,244	36,323,244	36,323,244		26,041,205
CHELTUIELILE SECTIUNII DE FUNCTIONARE (cod 50.02+59.02+63.02+70.02+74.02+79.02)	4902			189,700,790	197,846,150	190,661,829	190,661,829	190,661,829		185,689,150
Partea I-a SERVICII PUBLICE GENERALE (cod 51.02+54.02+55.02+56.02)	5002			44,942,390	41,588,960	40,020,125	40,020,125	40,020,125		41,483,933
Autoritati publice si actiuni externe (cod 51.02.01)	5102			30,986,560	29,298,130	28,518,846	28,518,846	28,518,846		30,035,771
Autoritati executive si legislative (cod 51.02.01.03)	510201			30,986,560	29,298,130	28,518,846	28,518,846	28,518,846		30,035,771
Autoritati executive	51020103			30,986,560	29,298,130	28,518,846	28,518,846	28,518,846		30,035,771
Alte servicii publice generale (cod 54.02.05 la 54.02.07+54.02.10+54.02.50)	5402			4,872,000	4,507,000	4,205,093	4,205,093	4,205,093		4,150,758
Fond de rezerva bugetara la dispozitia autoritatilor locale	540205			450,000						
Servicii publice comunitare de evidenta a persoanelor	540210			1,879,000	1,849,000	1,689,511	1,689,511	1,689,511		1,660,366
Alte servicii publice generale	540250			2,543,000	2,658,000	2,515,582	2,515,582	2,515,582		2,490,392
Tranzactii privind datoria publica si imprumuturi	5502			9,083,830	7,783,830	7,296,186	7,296,186	7,296,186		7,297,404

153

A	B	1	2	3	4	5	6	7	8=6-7	9
Partea a II-a APARARE, ORDINE PUBLICA SI SIGURANTA NATIONALA (60.02+61.02)	5902			7,069,000	7,069,000	6,904,973	6,904,973	6,904,973		6,984,547
Ordine publica si siguranta nationala (cod 61.02.03+61.02.05+61.02.50)	6102			7,069,000	7,069,000	6,904,973	6,904,973	6,904,973		6,984,547
Ordine publica (cod 61.02.03.04)	610203			7,009,000	7,009,000	6,902,176	6,902,176	6,902,176		6,981,081
Politie locala	61020304			7,009,000	7,009,000	6,902,176	6,902,176	6,902,176		6,981,081
Protectie civila si protectia contra incendiilor (protectie civila nonmilitara)	610205			60,000	60,000	2,797	2,797	2,797		3,466
Partea a III-a CHELTUIELI SOCIAL-CULTURALE(cod 65.02+66.02+67.02+68.02)	6302			79,959,960	88,183,070	83,965,135	83,965,135	83,965,135		84,168,580
Invatamant (cod 65.02.03 la 65.02.05+65.02.07+65.02.11+65.02.12+65.02.13+65.02.50)	6502			19,787,000	18,942,780	17,838,176	17,838,176	17,838,176		17,340,554
Invatamant prescolar si primar (cod 65.02.03.01+65.02.03.02)	650203			2,981,000	3,582,590	3,419,001	3,419,001	3,419,001		3,316,278
Invatamant prescolar	65020301			2,981,000	3,582,590	3,419,001	3,419,001	3,419,001		3,316,278
Invatamant secundar (cod 65.02.04.01 la 65.02.04.03)	650204			15,168,000	14,349,850	13,653,141	13,653,141	13,653,141		13,282,324
Invatamant secundar inferior	65020401			6,324,000	5,878,730	5,567,439	5,567,439	5,567,439		5,229,869
Invatamant secundar superior	65020402			8,844,000	8,471,120	8,085,702	8,085,702	8,085,702		8,052,455
Invatamant anteprescolar	650213			856,000	944,330	725,363	725,363	725,363		701,281
Alte cheltuieli in domeniul invatamantului	650250			782,000	66,010	40,671	40,671	40,671		40,671
Sanatate (cod 66.02.06+66.02.08+66.02.50)	6602			3,890,960	3,915,960	2,595,761	2,595,761	2,595,761		2,581,365
Servicii de sanatate publica	660208			3,890,960	3,915,960	2,595,761	2,595,761	2,595,761		2,581,365
Cultura, recreere si religie (cod 67.02.03+67.02.05+67.02.06+67.02.50)	6702			23,104,000	27,422,340	26,810,756	26,810,756	26,810,756		26,726,379
Servicii culturale (cod 67.02.03.02 la 67.02.03.08+67.02.03.12+67.02.03.30)	670203			5,097,000	5,252,000	4,934,645	4,934,645	4,934,645		4,870,476
Case de cultura	67020306			3,832,000	3,832,000	3,625,304	3,625,304	3,625,304		3,625,304
Alte servicii culturale	67020330			1,265,000	1,420,000	1,309,341	1,309,341	1,309,341		1,245,172
Servicii recreative si sportive (cod 67.02.05.01 la 67.02.05.03)	670205			17,957,000	22,120,340	21,826,591	21,826,591	21,826,591		21,806,383
Sport	67020501			9,957,000	11,700,340	11,406,591	11,406,591	11,406,591		11,386,383
Intretinere gradini publice, parcuri, zone verzi, baze sportive si de agrement	67020503			8,000,000	10,420,000	10,420,000	10,420,000	10,420,000		10,420,000
Alte servicii in domeniile culturii, recreerii si religiei	670250			50,000	50,000	49,520	49,520	49,520		49,520
Asigurari si asistenta sociala (cod 68.02.04 la 68.02.06 +68.02.10+68.02.12+68.02.15+68.02.50)	6802			33,178,000	37,901,990	36,720,442	36,720,442	36,720,442		37,520,282

A	B	1	2	3	4	5	6	7	8=6-7	9
Asistenta sociala in caz de boli si invaliditati (cod 68.02.05.02)	680205			20,394,000	24,387,180	23,372,612	23,372,612	23,372,612		23,981,001
Asistenta sociala in caz de invaliditate	68020502			20,394,000	24,387,180	23,372,612	23,372,612	23,372,612		23,981,001
Ajutoare pentru locuinte	680210				206,630	205,380	205,380	205,380		205,380
Alte cheltuieli în domeniul asigurărilor si asistentei sociale (cod 68.02.50.50)	680250			12,784,000	13,308,180	13,142,450	13,142,450	13,142,450		13,333,901
Alte cheltuieli în domeniul asistentei sociale	68025050			12,784,000	13,308,180	13,142,450	13,142,450	13,142,450		13,333,901
Partea a IV-a SERVICII SI DEZVOLTARE PUBLICA, LOCUINTE, MEDIU SI APE (cod 70.02+74.02)	6902			29,322,440	32,352,440	31,125,171	31,125,171	31,125,171		20,750,436
Locuinte, servicii si dezvoltare publica (cod 70.02.03+70.02.05 la 70.02.07+70.02.50)	7002			17,578,090	18,318,090	17,340,664	17,340,664	17,340,664		6,818,633
Iluminat public si electrificari rurale	700206			2,850,000	3,590,000	3,004,983	3,004,983	3,004,983		3,031,050
Alte servicii in domeniul locuintelor, serviciilor si dezvoltarii comunale	700250			14,728,090	14,728,090	14,335,681	14,335,681	14,335,681		3,787,583
Protectia mediului (cod 74.02.03+74.02.05+74.02.06+74.02.50)	7402			11,744,350	14,034,350	13,784,507	13,784,507	13,784,507		13,931,803
Salubritate si gestiunea deseurilor (cod 74.02.05.01+74.02.05.02)	740205			11,744,350	14,034,350	13,784,507	13,784,507	13,784,507		13,931,803
Salubritate	74020501			11,744,350	14,034,350	13,784,507	13,784,507	13,784,507		13,931,803
Partea a V-a ACTIUNI ECONOMICE (80.02+81.02+83.02+84.02+87.02)	7902			28,407,000	28,652,680	28,646,425	28,646,425	28,646,425		32,301,654
Agricultura, silvicultura, piscicultura si vanatoare (cod 83.02.03)	8302			1,000,000	919,000	913,770	913,770	913,770		901,707
Alte cheltuieli in domeniul agriculturii, silviculturii, pisciculturii si vanatorii	830250			1,000,000	919,000	913,770	913,770	913,770		901,707
Transporturi (cod 84.02.03+84.02.04+84.02.06+84.02.50)	8402			27,407,000	27,733,680	27,732,655	27,732,655	27,732,655		31,399,947
Transport rutier (cod 84.02.03.01 la cod 84.02.03.03)	840203			27,407,000	27,733,680	27,732,655	27,732,655	27,732,655		31,399,947
Transport in comun	84020302			20,400,000	22,116,590	22,116,590	22,116,590	22,116,590		25,783,882
Strazi	84020303			7,007,000	5,617,090	5,616,065	5,616,065	5,616,065		5,616,065
CHELTUIELILE SECTIUNII DE DEZVOLTARE (cod 50.02+59.02+63.02+70.02+74.02+79.02)	4902	204,733,140	91,595,830	204,733,140	92,719,430	66,750,072	66,750,072	66,750,072		45,479,053
Partea I-a SERVICII PUBLICE GENERALE (cod 51.02+54.02)	5002	4,012,630	1,119,190	4,012,630	1,119,190	681,849	681,849	681,849		3,085,619
Autoritati publice si actiuni externe (cod 51.02.01)	5102	3,397,630	979,890	3,397,630	979,890	589,539	589,539	589,539		3,084,362
Autoritati executive si legislative (cod 51.02.01.03)	510201	3,397,630	979,890	3,397,630	979,890	589,539	589,539	589,539		3,084,362
Autoritati executive	51020103	3,397,630	979,890	3,397,630	979,890	589,539	589,539	589,539		3,084,362
Alte servicii publice generale (cod 54.02.05 la 54.02.07+54.02.10+54.02.50)	5402	615,000	139,300	615,000	139,300	92,310	92,310	92,310		1,253

102

A	B	1	2	3	4	5	6	7	8=6-7	9
Servicii publice comunitare de evidenta a persoanelor	540210	105,000	55,000	105,000	55,000	54,685	54,685	54,685		
Alte servicii publice generale	540250	510,000	84,300	510,000	84,300	37,625	37,625	37,625		1,253
Partea a II-a APARARE, ORDINE PUBLICA SI SIGURANTA NATIONALA (60.02+61.02)	5902									20,992
Ordine publica si siguranta nationala (cod 60.02.03+61.02.05+61.02.50)	6102									20,992
Ordine publica (cod 61.02.03.04)	610203									20,992
Politie locala	61020304									20,992
Partea a III-a CHELTUIELI SOCIAL-CULTURALE (cod 65.02+66.02+67.02+68.02)	6302	55,573,930	8,363,120	55,573,930	8,363,120	4,640,731	4,640,731	4,640,731		10,813,509
Invatamant (cod 65.02.03 la 65.02.05+65.02.07+65.02.11+65.02.13+65.02.50)	6502	52,611,370	4,817,360	52,611,370	4,817,360	2,472,744	2,472,744	2,472,744		8,146,831
Invatamant prescolar si primar (cod 65.02.03.01+65.02.03.02)	650203									91,323
Invatamant prescolar	65020301									91,323
Invatamant secundar (cod 65.02.04.01 la 65.02.04.03)	650204	251,100	563,340	251,100	563,340	554,281	554,281	554,281		1,528,400
Invatamant secundar inferior	65020401	251,100	429,140	251,100	429,140	422,326	422,326	422,326		517,788
Invatamant secundar superior	65020402		134,200		134,200	131,955	131,955	131,955		1,010,612
Invatamant anteprescolar	650213		50,000		50,000	49,601	49,601	49,601		15,683
Alte cheltuieli in domeniul invatamantului	650250	52,360,270	4,204,020	52,360,270	4,204,020	1,868,862	1,868,862	1,868,862		6,511,425
Sanatate (cod 66.02.06+66.02.08+66.02.50)	6602									4,248
Servicii de sanatate publica	660208									4,248
Cultura, recreere si religie (cod 67.02.03+67.02.05+67.02.06+67.02.50)	6702	2,862,560	3,066,060	2,862,560	3,066,060	1,865,000	1,865,000	1,865,000		2,599,849
Servicii culturale (cod 67.02.03.02 la 67.02.03.08+67.02.03.12+67.02.03.30)	670203	136,230	136,230	136,230	136,230	135,085	135,085	135,085		38,818
Alte servicii culturale	67020330	136,230	136,230	136,230	136,230	135,085	135,085	135,085		38,818
Servicii recreative si sportive (cod 67.02.05.01 la 67.02.05.03)	670205	2,589,440	2,825,440	2,589,440	2,825,440	1,709,090	1,709,090	1,709,090		1,293,297
Sport	67020501	2,097,000	2,333,000	2,097,000	2,333,000	1,216,650	1,216,650	1,216,650		1,293,297
Intretinere gradini publice, parcuri, zone verzi, baze sportive si de agrement	67020503	492,440	492,440	492,440	492,440	492,440	492,440	492,440		
Alte servicii in domeniile culturii, recreerii si religiei	670250	136,890	104,390	136,890	104,390	20,825	20,825	20,825		1,267,734
Asigurari si asistenta sociala (cod 68.02.04 la 68.02.06+68.02.10+68.02.12+68.02.15+68.02.50)	6802	100,000	479,700	100,000	479,700	302,987	302,987	302,987		62,581
Alte cheltuieli in domeniul asigurarilor si asistentei sociale (cod 68.02.04)	680250	100,000	479,700	100,000	479,700	302,987	302,987	302,987		62,581

187

A	B	1	2	3	4	5	6	7	8=6-7	9
68.02.50.50)										
Alte cheltuieli în domeniul asistentei sociale.	68025050	100,000	479,700	100,000	479,700	302,987	302,987	302,987		62,587
Partea a IV-a SERVICII SI DEZVOLTARE PUBLICA, LOCUINTE, MEDIU SI APE (cod 70.02+74.02)	6902	39,539,680	35,648,890	39,539,680	36,772,490	30,679,761	30,679,761	30,679,761		11,106,224
Locuinte, servicii si dezvoltare publica (cod 70.02.03+70.02.05+70.02.07+70.02.50)	7002	39,524,540	35,648,890	39,524,540	35,648,890	30,202,761	30,202,761	30,202,761		10,629,224
Locuinte (cod 70.02.03.01+70.02.03.30)	700203	762,000	730,000	762,000	730,000	687,278	687,278	687,278		1,033,195
Alte cheltuieli in domeniul locuintelor	70020330	762,000	730,000	762,000	730,000	687,278	687,278	687,278		1,033,195
Iluminat public si electrificari rurale	700206	22,391,960	17,577,030	22,391,960	17,577,030	16,428,367	16,428,367	16,428,367		4,356
Alte servicii in domeniul locuintelor, serviciilor si dezvoltarii comunale	700250	16,370,580	17,341,860	16,370,580	17,341,860	13,087,116	13,087,116	13,087,116		9,591,673
Protectia mediului (cod 74.02.03+74.02.05+74.02.06+74.02.50)	7402	15,140		15,140	1,123,600	477,000	477,000	477,000		477,000
Salubritate si gestiunea deseurilor (cod 74.02.05.01+74.02.05.02)	740205	15,140		15,140						
Salubritate	74020501	15,140		15,140						
Alte servicii în domeniul protectiei mediului	740250				1,123,600	477,000	477,000	477,000		477,000
Partea aV-a ACTIUNI ECONOMICE (80.02+81.02+83.02+84.02+87.02)	7902	105,606,900	46,464,630	105,606,900	46,464,630	30,747,731	30,747,731	30,747,731		20,452,713
Agricultura, silvicultura, piscicultura si vanatoare (cod 83.02.03)	8302		120,000		120,000	39,005	39,005	39,005		
Alte cheltuieli în domeniul agriculturii, silviculturii, pisciculturii si vânătorii	830250		120,000		120,000	39,005	39,005	39,005		
Transporturi (cod 84.02.03+84.02.06+84.02.50)	8402	105,606,900	46,344,630	105,606,900	46,344,630	30,708,726	30,708,726	30,708,726		20,452,713
Transport rutier (cod 84.02.03.01 la 84.02.03.03)	840203	105,606,900	46,344,630	105,606,900	46,344,630	30,708,726	30,708,726	30,708,726		20,452,713
Drumuri si poduri	84020301									31,737
Transport in comun	84020302	32,100,000	2,000	32,100,000	2,000	1,547	1,547	1,547		-4,164
Strazi	84020303	73,506,900	46,342,630	73,506,900	46,342,630	30,707,179	30,707,179	30,707,179		20,425,140

Nota: Se detaliaza pe structura clasificatiei economice (Anexa 7)

Conducatorul institutiei

Stamp: PIUL ZALAU, KIMAR, 2, ROMANIA

Conducatorul compartimentului financiar contabil

CONTUL DE EXECUTIE AL INSTITUTIILOR PUBLICE - CHELTUIELI

la data de 31.12.2023

Cod 21 Capitol 5002

Subcapitol

-lei-

DENUMIREA INDICATORILOR*)	Cod indicator	Credite de angajament		Credite bugetare		Angajamente bugetare	Angajamente legale	Plati efectuate	Angajamente legale de platit	Cheltuieli efective
		Initiale	Definitive	Initiale	Definitive					
A	B	1	2	3	4	5	6	7	8=6-7	9
TOTAL CHELTUIELI(SECTIUNEA DE FUNCTIONARE+SECTIUNEA DE DEZVOLTARE)		204,733,140	91,595,830	394,433,930	290,565,580	257,411,901	257,411,901	257,411,901		231,168,203
SECTIUNEA DE FUNCTIONARE (cod 01+79+85)				189,700,790	198,969,750	191,138,829	191,138,829	191,138,829		186,166,150
CHELTUIELI CURENTE (10+20+30+40+50+51SF+55SF+57+59)	01			178,990,250	189,611,310	181,855,749	181,855,749	181,855,749		186,166,150
TITLUL I CHELTUIELI DE PERSONAL (cod 10.01 la10.03)	10			56,206,010	56,240,070	54,605,142	54,605,142	54,605,142		55,185,659
Cheltuieli salariale in bani (cod 10.01.01+10.01.03 la 10.01.17+10.01.29 +10.01.30)	1001			53,422,510	53,553,820	52,046,229	52,046,229	52,046,229		52,591,977
Salarii de baza	100101			49,534,170	50,131,550	48,816,771	48,816,771	48,816,771		49,361,194
Sporuri pentru conditii de munca	100105			337,000	336,000	276,373	276,373	276,373		276,110
Alte sporuri	100106			528,740	344,740	339,367	339,367	339,367		339,901
Indemnizatii platite unor persoane din afara unitatii	100112			438,820	449,820	448,730	448,730	448,730		453,092
Drepturi de delegare	100113			14,200	10,550	3,553	3,553	3,553		3,553
Indemnizatii de hrana	100117			2,542,940	2,261,160	2,141,843	2,141,843	2,141,843		2,127,294
Alte drepturi salariale in bani	100130			26,640	20,000	19,592	19,592	19,592		30,833
Cheltuieli salariale in natura (cod 10.02.01 la 10.02.06+10.02.30)	1002			1,572,400	1,479,910	1,394,989	1,394,989	1,394,989		1,418,089
Norme de hrana	100202			280,000	250,000	248,839	248,839	248,839		271,939
Transportul la si de la locul de munca	100205			258,000	277,700	197,095	197,095	197,095		197,095
Vouchere de vacanta	100206			1,034,400	952,210	949,055	949,055	949,055		949,055
Contributii (cod 10.03.01 la 10.03.08)	1003			1,211,100	1,206,340	1,163,924	1,163,924	1,163,924		1,175,593
Contributii de asigurari sociale de stat	100301			400	400	396	396	396		396

149

A	B	1	2	3	4	5	6	7	8=6-7	9
Contributii de asigurari de somaj	100302			20	20	13	13	13		13
Contributii de asigurari sociale de sanatate	100303			140	140	130	130	130		130
Contributii de asigurari pentru accidente de munca si boli profesionale	100304			10	10	4	4	4		4
Contributii pentru concedii si indemnizatii	100306			30	30	21	21	21		21
Contributia asiguratorie pentru munca	100307			1,210,500	1,204,740	1,163,153	1,163,153	1,163,153		1,174,822
Contributii platite de angajator in numele angajatului	100308				1,000	207	207	207		207
TITLUL II BUNURI SI SERVICII (cod 20.01 la 20.06+20.09 la 20.16+20.18 la 20.25+20.27+20.30)	20			53,955,410	59,709,610	56,452,305	56,452,305	56,452,305		55,993,595
Bunuri si servicii (cod 20.01.01 la 20.01.09+20.01.30)	2001			33,976,070	39,422,090	38,111,352	38,111,352	38,111,352		37,971,864
Furnituri de birou	200101			660,400	969,360	907,032	907,032	907,032		834,331
Materiale pentru curatenie	200102			527,800	492,830	486,391	486,391	486,391		472,831
Incalzit, iluminat si forta motrica	200103			8,066,200	9,204,660	8,433,502	8,433,502	8,433,502		8,477,072
Apa, canal si salubritate	200104			872,100	938,690	908,225	908,225	908,225		904,772
Carburanti si lubrifianti	200105			178,400	151,200	131,280	131,280	131,280		131,118
Piese de schimb	200106			68,000	64,000	43,459	43,459	43,459		43,431
Transport	200107			74,500	72,160	67,265	67,265	67,265		64,766
Posta, telecomunicatii, radio, tv, internet	200108			823,880	705,600	664,054	664,054	664,054		587,938
Materiale si prestari de servicii cu caracter functional	200109			675,950	738,080	718,487	718,487	718,487		722,488
Alte bunuri si servicii pentru intretinere si functionare	200130			22,028,840	26,085,510	25,751,657	25,751,657	25,751,657		25,733,117
Reparatii curente	2002			7,971,400	7,106,600	6,966,059	6,966,059	6,966,059		6,966,355
Mana (cod 20.03.01+20.03.02)	2003			1,322,000	1,577,200	1,399,108	1,399,108	1,399,108		1,497,103
Hrana pentru oameni	200301			1,322,000	1,577,200	1,399,108	1,399,108	1,399,108		1,497,103
Medicamente si materiale sanitare (cod 20.04.01 la 20.04.04)	2004			57,500	74,730	63,125	63,125	63,125		64,112
Medicamente	200401			30,200	40,890	29,684	29,684	29,684		29,840
Materiale sanitare	200402			25,300	31,840	31,492	31,492	31,492		32,323
Dezinfectanti	200404			2,000	2,000	1,949	1,949	1,949		1,949
Bunuri de natura obiectelor de inventar (cod 20.05.01+20.05.03+20.05.30)	2005			904,500	1,164,360	1,085,221	1,085,221	1,085,221		601,478
Uniforme si echipament	200501			42,900	60,470	58,004	58,004	58,004		18,418
Lenjerie si accesorii de pat	200503			4,000	4,000	3,993	3,993	3,993		5,381
Alte obiecte de inventar	200530			857,600	1,099,890	1,023,224	1,023,224	1,023,224		577,679
Deplasari, detasari, transferari (cod 20.06.01+20.06.02)	2006			126,220	94,610	64,358	64,358	64,358		64,397

148

A	B	1	2	3	4	5	6	7	8=6-7	9
Deplasari interne, detasari, transferari	200601			116,220	84,610	64,358	64,358	64,358		64,358
Deplasari in strainatate	200602			10,000	10,000					39
Materiale de laborator	2009			1,500	1,500	1,486	1,486	1,486		458
Carti, publicatii si materiale documentare	2011			80,800	69,430	43,264	43,264	43,264		22,526
Pregatire profesionala	2013			210,910	121,840	108,009	108,009	108,009		105,509
Protectia muncii	2014			63,700	62,660	48,540	48,540	48,540		49,193
Cheltuieli judiciare si extrajudiciare derivate din actiuni in reprezentarea intereselor statului, potrivit dispozitiilor legale	2025			136,000	143,000	130,703	130,703	130,703		129,413
Alte cheltuieli (cod 20.30.01 la 20.30.04+20.30.06+20.30.07+20.30.09+20.30.30)	2030			9,104,810	9,871,590	8,431,080	8,431,080	8,431,080		8,521,187
Reclama si publicitate	203001			57,500	75,510	71,163	71,163	71,163		65,758
Protocol si reprezentare	203002			21,500	21,500	19,320	19,320	19,320		19,320
Prime de asigurare non-viata	203003			14,000	14,000	12,412	12,412	12,412		12,412
Chirii	203004			120,000	120,000	114,903	114,903	114,903		114,903
Alte cheltuieli cu bunuri si servicii	203030			8,891,810	9,640,580	8,213,282	8,213,282	8,213,282		8,308,794
TITLUL III DOBANZI (cod 30.01 la 30.03)	30			9,083,830	7,783,830	7,296,186	7,296,186	7,296,186		7,297,404
Dobanzi aferente datoriei publice interne (cod 30.01.01+30.01.02)	3001			9,083,830	7,783,830	7,296,186	7,296,186	7,296,186		7,297,404
Dobanzi aferente creditelor interne garantate	300102			9,083,830	7,783,830	7,296,186	7,296,186	7,296,186		7,297,404
TITLUL IV SUBVENTII (cod 40.03+40.20+ 40.30)	40			20,436,000	22,152,590	22,147,450	22,147,450	22,147,450		25,814,742
Subventii pentru acoperirea diferentelor de pret si tarif	4003			20,400,000	22,116,590	22,116,590	22,116,590	22,116,590		25,783,882
Alte subventii	4030			36,000	36,000	30,860	30,860	30,860		30,860
TITLUL V FONDURI DE REZERVA (cod 50.04)	50			450,000						
Fond de rezerva bugetara la dispozitia autoritatilor locale	5004			450,000						
TITLUL VI TRANSFERURI INTRE UNITATI ALE ADMINISTRATIEI PUBLICE (cod 51.01) (cod 51.01)	51			12,742,000	14,517,340	14,310,644	14,310,644	14,310,644		14,310,644
Transferuri curente (cod 51.01.01+51.01.03+51.01.05+ 51.01.14+51.01.15+ 51.01.24 +51.01.26 +51.01.31+51.01.39+ 51.01.46+51.01.49+51.01.60+51.01.61+51.01.64)	5101			12,742,000	14,517,340	14,310,644	14,310,644	14,310,644		14,310,644
Transferuri catre institutii publice	510101			12,742,000	14,517,340	14,310,644	14,310,644	14,310,644		14,310,644
TITLUL VII ALTE TRANSFERURI (cod 55.01+ 55.02)	55			1,004,000	2,152,840	1,498,649	1,498,649	1,498,649		1,491,409
Transferuri interne (cod 55.01.18+55.01.46+55.01.63+55.01.65+55.01.73 + 55.01.84)	5501			1,004,000	2,152,840	1,498,649	1,498,649	1,498,649		1,491,409

152

A	B	1	2	3	4	5	6	7	8=6-7	9
Alte transferuri curente interne	550118				7,240	7,240	7,240	7,240		
Finantarea invatamantului particular sau confesional acreditat	550163			1,004,000	1,022,000	1,014,409	1,014,409	1,014,409		1,014,409
Sume reprezentand stimulentele pentru casarea autovehiculelor uzate	550184				1,123,600	477,000	477,000	477,000		477,000
TITLUL IX ASISTENTA SOCIALA (cod 57.02)	57			15,356,000	19,950,450	18,471,148	18,471,148	18,471,148		18,998,674
Ajutoare sociale (cod 57.02.01 la 57.02.05)	5702			15,356,000	19,950,450	18,471,148	18,471,148	18,471,148		18,998,674
Ajutoare sociale in numerar	570201			15,335,000	19,928,450	18,449,593	18,449,593	18,449,593		18,977,119
Tichete de cresa si tichete sociale pentru gradinita	570203			21,000	22,000	21,555	21,555	21,555		21,555
TITLUL XI ALTE CHELTUIELI (cod 59.01+59.02+59.08+59.11+59.12+59.15+59.17+59.20+59.22+59.25+59.30+59.35+59.40+59.41)	59			9,757,000	7,104,580	7,074,225	7,074,225	7,074,225		7,074,023
Burse	5901			6,882,000	4,431,580	4,431,582	4,431,582	4,431,582		4,431,580
Asociatii si fundatii	5911			2,863,000	2,661,000	2,642,643	2,642,643	2,642,643		2,642,443
Sume aferente persoanelor cu handicap neincadrate	5940			12,000	12,000					
OPERATIUNI FINANCIARE (cod 80+81)	79			10,710,540	10,710,540	10,652,586	10,652,586	10,652,586		
TITLUL XIX RAMBURSARI DE CREDITE (cod 81.01+81.02+81.05)	81			10,710,540	10,710,540	10,652,586	10,652,586	10,652,586		
Rambursari de credite externe (cod 81.01.01 +81.01.02+81.01.05+ 81.01.06)	8101					-341	-341	-341		
Rambursari de credite externe contractate de ordonatorii de credite	810101					-341	-341	-341		
Rambursari de credite interne (cod 81.02.01+81.02.02+81.02.05)	8102			10,710,540	10,710,540	10,652,927	10,652,927	10,652,927		
Rambursari de credite aferente datoriei publice interne locale	810205			10,710,540	10,710,540	10,652,927	10,652,927	10,652,927		
TITLUL XXI PLATI EFECTUATE IN ANII PRECEDENTI SI RECUPERATE IN ANUL CURENT(85.01)	85F				-1,352,100	-1,369,506	-1,369,506	-1,369,506		
Plati efectuate in anii precedenti si recuperate in anul curent (cod 85.01.01)	8501F				-1,352,100	-1,369,506	-1,369,506	-1,369,506		
Plati efectuate in anii precedenti si recuperate in anul curent in sectiunea de functionare a bugetului local	850101				-1,352,100	-1,369,506	-1,369,506	-1,369,506		
SECTIUNEA DE DEZVOLTARE (cod 51+55+56+58+60+61+70+81+85)		204,733,140	91,595,830	204,733,140	91,595,830	66,273,072	66,273,072	66,273,072		45,002,053
TITLUL X Proiecte cu finantare din fonduri externe nerambursabile aferente cadrului financiar 2014-2020 (cod	58	89,943,270	61,009,390	89,943,270	61,009,390	44,045,441	44,045,441	44,045,441		1,907,811

146

A	B	1	2	3	4	5	6	7	8=6-7	9
58.01 la 58.05+58.11+58.12+58.15+58.16+58.30)										
Programe din Fondul European de Dezvoltare Regionala (FEDR) (cod 58.01.01 la 58.01.03)	5801	89,943,270	61,009,390	89,943,270	61,009,390	44,045,441	44,045,441	44,045,441		1,113,082
Finantarea nationala	580101	16,531,350	8,773,270	16,531,350	8,773,270	5,812,576	5,812,576	5,812,576		1,055,923
Finantarea externa nerambursabila	580102	73,411,920	52,236,120	73,411,920	52,236,120	38,232,865	38,232,865	38,232,865		57,159
Programe din Fondul Social European (FSE) (cod 58.02.01 la 58.02.03)	5802									794,017
Finantarea nationala	580201									794,017
Programe din Fondul de Coeziune (FC) (58.03.01 la 58.03.03)	5803									712
Finantarea externa nerambursabila	580302									712
Titlul XII „Proiecte cu finantare din sumele reprezentând asistenta financiara nerambursabila aferenta PNRR” (cod 60.01 la 60.03)	60	84,548,000	1,508,000	84,548,000	1,508,000	182,325	182,325	182,325		
Fonduri europene nerambursabile	6001	70,897,940	1,257,140	70,897,940	1,257,140	159,876	159,876	159,876		
Finantare publica nationala	6002	180,000		180,000						
Sume aferente TVA	6003	13,470,060	250,860	13,470,060	250,860	22,449	22,449	22,449		
Titlul XIII „Proiecte cu finantare din sumele aferente componentei de împrumut a PNRR” (cod 61.01 la 61.03)	61		1,508,250		1,508,250	46,451	46,451	46,451		10,751
Fonduri din împrumut rambursabil	6101		1,261,500		1,261,500	39,033	39,033	39,033		9,033
Sume aferente TVA	6103		246,750		246,750	7,418	7,418	7,418		1,718
CHELTUIELI DE CAPITAL ((cod 71+72+75)	70	30,241,870	27,570,190	30,241,870	27,570,190	21,998,855	21,998,855	21,998,855		43,083,491
TITLUL XV ACTIVE NEFINANCIARE (cod 71.01 + 71.03)	71	30,241,870	27,570,190	30,241,870	27,570,190	21,998,855	21,998,855	21,998,855		43,083,491
Active fixe (cod 71.01.01 la 71.01.03+71.01.30)	7101	20,080,220	18,356,870	20,080,220	18,356,870	13,110,445	13,110,445	13,110,445		36,196,495
Constructii	710101									867,326
Masini, echipamente si mijloace de transport	710102									31,032
Mobilier, aparatura birotica si alte active corporale	710103									857,010
Alte active fixe	710130	20,080,220	18,356,870	20,080,220	18,356,870	13,110,445	13,110,445	13,110,445		34,441,127
Reparatii capitale aferente activelor fixe	7103	10,161,650	9,213,320	10,161,650	9,213,320	8,888,410	8,888,410	8,888,410		6,886,996
TITLUL VI TRANSFERURI INTRE UNITATI ALE ADMINISTRATIEI PUBLICE (cod 51.01+51.02)	51			12,742,000	14,517,340	14,310,644	14,310,644	14,310,644		14,310,644
TITLUL VII ALTE TRANSFERURI (cod 55.01+55.02)	55			1,004,000	2,152,840	1,498,649	1,498,649	1,498,649		1,491,409
TITLUL XVI RAMBURSARI DE CREDETE	81			10,710,540	10,710,540	10,652,586	10,652,586	10,652,586		
	84				-1,352,100	-1,369,506	-1,369,506	-1,369,506		


145

A	B	1	2	3	4	5	6	7	8=6-7	9
OPERATIUNI FINANCIARE (cod 81)	79.			10,710,540	10,710,540	10,652,586	10,652,586	10,652,586		
A. CHELTUIELILE CURENTE (10+20+30+40+50+51+55+56+58+57+59+60+61)	01	174,491,270	64,025,640	353,481,520	253,636,950	226,129,966	226,129,966	226,129,966		188,084,712
TITLUL XIX PLATI EFECTUATE IN ANII PRECEDENTI SI RECUPERATE IN ANUL CURENT (85.01)	85				-1,352,100	-1,369,506	-1,369,506	-1,369,506		
Plati efectuate in anii precedenti si recuperate in anul curent (cod 85.01.02+85.01.05)	8501				-1,352,100	-1,369,506	-1,369,506	-1,369,506		

*) Se inscriu denumirea si simbolul capitolelor din bugetul aprobat detaliate pe titluri , articole, alineate, pe structura clasificatiei economice (bugetele locale, bugetul creditelor externe, bugetul creditelor interne, bugetul fondurilor externe nerambursabile - sursa D, institutii finantate integral sau partial din venituri proprii/activitati finantate integral din veniturii proprii)

NOTA: Sumele inscrise in col. 6 "Plati efectuate" cu semnul minus la Titlul 85, art. 85.01 "Plati efectuate din precedenti si recuperate in anul curent", se inscriu si pe col. 4 "Angajamente bugetare" si col. 5 "Angajamente legale" la acelasi cod tot cu semnul minus , astfel incat in col. 7 "Angajamente legale de platit" sa nu fie raportate sume.

Conducatorul institutiei



Conducatorul compartimentului
financiar-contabil

186

Anexa 16

CONTUL DE EXECUTIE A BUGETULUI CREDITELOR INTERNE- CHELTUIELI

la data de 31.12.2023

p. 21

-lei-


Denumirea indicatorilor *)	Cod indicator	Credite de angajament		Credite bugetare		Angajamente bugetare	Angajamente legale	Plati efectuate	Angajamente legale de platit	Cheltuieli efective
		Initiale	Definitive	Initiale	Definitive					
A	B	1	2	3	4	5	6	7	8=6-7	9
TOTAL CHELTUIELI (cod 50.07+59.07+63.07+70.07+79.07)	4907	39,671,330	47,374,360	39,671,330	47,374,360	47,374,356	47,374,356	47,374,356		11,841,958
Partea a III-a CHELTUIELI SOCIAL-CULTURALE(cod 65.07+66.07+67.07+68.07)	6307	790,810	1,130,230	790,810	1,130,230	1,130,227	1,130,227	1,130,227		6,421,099
Invatamant (cod 65.07.03 la cod 65.07.05+65.07.07+65.07.11+65.07.50)	6507	790,810	1,130,230	790,810	1,130,230	1,130,227	1,130,227	1,130,227		6,421,099
Alte cheltuieli in domeniul Invatamantului	650750	790,810	1,130,230	790,810	1,130,230	1,130,227	1,130,227	1,130,227		6,421,099
Partea IV-a SERVICII SI DEZVOLTARE PUBLICA, LOCUINTE,MEDIU SI APE (cod 70.07+74.07)	6907	7,011,540	9,909,240	7,011,540	9,909,240	9,909,239	9,909,239	9,909,239		1,020,139
Locuinte, servicii si dezvoltare publica (cod 70.07.03+70.07.05 la 70.07.07+70.07.50)	7007	7,011,540	9,909,240	7,011,540	9,909,240	9,909,239	9,909,239	9,909,239		1,020,139
Locuinte (cod 70.07.03.01+70.07.03.30)	700703	1,114,600	1,074,210	1,114,600	1,074,210	1,074,210	1,074,210	1,074,210		1,020,088
Alte cheltuieli in domeniul locuintelor	70070330	1,114,600	1,074,210	1,114,600	1,074,210	1,074,210	1,074,210	1,074,210		1,020,088
Iluminat public si electrificari rurale	700706	2,747,140	5,722,040	2,747,140	5,722,040	5,722,040	5,722,040	5,722,040		48
Alte servicii in domeniile locuintelor, serviciilor si dezvoltarii comunale	700750	3,149,800	3,112,990	3,149,800	3,112,990	3,112,989	3,112,989	3,112,989		3
Partea V-a ACTIUNI ECONOMICE (cod 80.07+81.07+83.07+84.07+ 87.07)	7907	31,868,980	36,334,890	31,868,980	36,334,890	36,334,890	36,334,890	36,334,890		4,400,720
Transporturi (cod 84.07.03+ 84.07.06+84.07.50)	8407	31,868,980	36,334,890	31,868,980	36,334,890	36,334,890	36,334,890	36,334,890		4,400,720
Transport rutier (cod 84.07.03.01 la 84.07.03.03)	840703	31,868,980	36,334,890	31,868,980	36,334,890	36,334,890	36,334,890	36,334,890		4,400,720
Strazi	84070303	31,868,980	36,334,890	31,868,980	36,334,890	36,334,890	36,334,890	36,334,890		4,400,720
CHELTUIELILE SECTIUNII DE DEZVOLTARE(cod 50.07+59.07+63.07+70.07+7407+79.07)	4907	39,671,330	47,374,360	39,671,330	47,374,360	47,374,356	47,374,356	47,374,356		11,841,958

125

A	B	1	2	3	4	5	6	7	8=6-7	9
Partea III-a CHELTUIELI SOCIAL-CULTURALE (cod 65.07+66.07+67.07+68.07)	6307	790,810	1,130,230	790,810	1,130,230	1,130,227	1,130,227	1,130,227		6,421,099
Invatamant (cod 65.07.03+65.07.04+65.07.05+65.07.07+61.07.11+65.07.13+65.07.50)	6507	790,810	1,130,230	790,810	1,130,230	1,130,227	1,130,227	1,130,227		6,421,099
Alte cheltuieli in domeniul Invatamantului	650750	790,810	1,130,230	790,810	1,130,230	1,130,227	1,130,227	1,130,227		6,421,099
Partea IV-a SERVICII SI DEZVOLTARE PUBLICA, LOCUINTE, MEDIU SI APE (cod 70.07+74.07)	6907	7,011,540	9,909,240	7,011,540	9,909,240	9,909,239	9,909,239	9,909,239		1,020,139
Locuinte, servicii si dezvoltare publica (cod 70.07.03+70.07.05+70.07.06+70.07.07+70.07.50)	7007	7,011,540	9,909,240	7,011,540	9,909,240	9,909,239	9,909,239	9,909,239		1,020,139
Locuinte (cod 70.07.03.01+70.07.03.30)	700703	1,114,600	1,074,210	1,114,600	1,074,210	1,074,210	1,074,210	1,074,210		1,020,088
Alte cheltuieli in domeniul locuintelor	70070330	1,114,600	1,074,210	1,114,600	1,074,210	1,074,210	1,074,210	1,074,210		1,020,088
Iluminat public si electrificari rurale	700706	2,747,140	5,722,040	2,747,140	5,722,040	5,722,040	5,722,040	5,722,040		48
Alte servicii in domeniile locuintelor, serviciilor si dezvoltarii comunale	700750	3,149,800	3,112,990	3,149,800	3,112,990	3,112,989	3,112,989	3,112,989		3
Partea V-a ACTIUNI ECONOMICE (cod 80.07+81.07+83.07+84.07+ 87.07)	7907	31,868,980	36,334,890	31,868,980	36,334,890	36,334,890	36,334,890	36,334,890		4,400,720
Transporturi (cod 84.07.03+84.07.06+84.07.50D)	8407	31,868,980	36,334,890	31,868,980	36,334,890	36,334,890	36,334,890	36,334,890		4,400,720
Transport rutier (cod 84.07.03.01 la 84.07.03.03)	840703	31,868,980	36,334,890	31,868,980	36,334,890	36,334,890	36,334,890	36,334,890		4,400,720
Strazi	84070303	31,868,980	36,334,890	31,868,980	36,334,890	36,334,890	36,334,890	36,334,890		4,400,720

Nota: Se detaliaza pe structura clasificatiei economice (Anexa 7)

Conducatorul institutiei



Conducatorul compartimentului
financiar-contabil

BUGETUL IMPRUMUTURILOR EXTERNE SI INTERNE 5007

Anexa 7

CONTUL DE EXECUTIE AL INSTITUTIILOR PUBLICE - CHELTUIELI

la data de 31.12.2023

Cod 21 Capitol 5007

Subcapitol

-lei-

DENUMIREA INDICATORILOR*)	Cod indicator	Credite de angajament		Credite bugetare		Angajamente bugetare	Angajamente legale	Plati efectuate	Angajamente legale de platit	Cheltuieli efective
		Initiale	Definitive	Initiale	Definitive					
A	B	1	2	3	4	5	6	7	8=6-7	9
TOTAL CHELTUIELI(SECTIUNEA DE FUNCTIONARE+SECTIUNEA DE DEZVOLTARE)		39,671,330	47,374,360	39,671,330	47,374,360	47,374,356	47,374,356	47,374,356		11,841,958
SECTIUNEA DE DEZVOLTARE (cod 51+55+56+58+60+61+70+81+85)		39,671,330	47,374,360	39,671,330	47,374,360	47,374,356	47,374,356	47,374,356		11,841,958
TITLUL X Proiecte cu finantare din fonduri externe nerambursabile aferente cadrului financiar 2014-2020 (cod 58.01 la 58.05+58.11+58.12+58.15+58.16+58.30)	58	39,671,330	47,374,360	39,671,330	47,374,360	47,374,356	47,374,356	47,374,356		1,033,386
Programe din Fondul European de Dezvoltare Regionala (FEDR) (cod 58.01.01 la 58.01.03)	5801	39,671,330	47,374,360	39,671,330	47,374,360	47,374,356	47,374,356	47,374,356		1,033,386
Finantarea nationala	580101	13,931,060	10,911,280	13,931,060	10,911,280	10,911,278	10,911,278	10,911,278		1,015,897
Cheltuieli neeligibile	580103	25,740,270	36,463,080	25,740,270	36,463,080	36,463,078	36,463,078	36,463,078		17,489
CHELTUIELI DE CAPITAL ((cod 71+72+75)	70									10,808,572
TITLUL XV ACTIVE NEFINANCIARE (cod 71.01 + 71.03)	71									10,808,572
Active fixe (cod 71.01.01 la 71.01.03+71.01.30)	7101									10,808,572
Alte active fixe	710130									10,808,572
A. CHELTUIELILE CURENTE (10+20+30+40+50+51+55+56+58+57+59+60+61)	01	39,671,330	47,374,360	39,671,330	47,374,360	47,374,356	47,374,356	47,374,356		1,033,386

PRIMAR,

DIRECTOR ECONOMIC

175

Anexa 9

CONTUL DE EXECUTIE

A BUGETULUI INSTITUTIILOR PUBLICE SI ACTIVITATILOR FINANTATE INTEGRAL SAU PARTIAL DIN VENITURI PROPRII (DE SUBORDONARE LOCALA) -VENITURI

la data de 31.12.2023

Cod 20

5010 TOTAL

-lei-

Denumirea indicatorilor	Cod indicator	Prevederi bugetare		Drepturi constatate			Incasari realizate	Stingeri pe alte cai decat incasari	Drepturi constatate de incasat
		Initiale	Definitive	Total, din care:	din anii precedenti	din anul curent			
A	B	1	2	3=4+5	4	5	6	7	8=3-6-7
TOTAL VENITURI (cod 00.02+00.15+00.16+00.17+45.10+48.10)	000110	21,296,260	24,610,440	23,863,414	464,712	23,398,702	23,224,748		638,666
I. VENITURI CURENTE (cod 00.03+00.12)	0002	7,873,180	9,412,020	9,552,770	464,712	9,088,058	8,914,104		638,666
C. VENITURI NEFISCALE (cod 00.13+00.14)	2900	7,873,180	9,412,020	9,552,770	464,712	9,088,058	8,914,104		638,666
C1. VENITURI DIN PROPRIETATE (cod 30.10+31.10)	3000	240,000	321,720	296,513	16,861	279,652	285,156		11,357
Venituri din proprietate (cod 30.10.05+30.10.08+30.10.09+30.10.50)	3010	240,000	321,720	296,513	16,861	279,652	285,156		11,357
Venituri din concesiuni si inchirieri (cod 30.10.05.30)	301005	240,000	321,720	296,513	16,861	279,652	285,156		11,357
Alte venituri din concesiuni si inchirieri de catre institutiile publice	30100530	240,000	321,720	296,513	16,861	279,652	285,156		11,357
C2. VANZARI DE BUNURI SI SERVICII (cod 33.10+34.10+35.10+36.10+37.10)	3300	7,633,180	9,090,300	9,256,257	447,851	8,808,406	8,628,948		627,309
Venituri din prestari de servicii si alte activitati (cod 33.10.05+33.10.08+33.10.09+33.10.13+ 33.10.14+ 33.10.16+33.10.17+33.10.19 la 33.10.21+33.10.30 la 33.10.32+33.10.50)	3310	5,415,780	5,902,720	5,881,876	264,226	5,617,650	5,484,611		397,265
Taxe si alte venituri in invatamant	331005	48,100	55,700	24,865		24,865	24,865		
Venituri din prestari de servicii	331008	3,987,000	4,078,900	4,209,351	238,808	3,970,543	3,815,640		393,711
Contributia elevilor si studentilor pentru internate, camine si cantine.	331014	1,317,680	1,627,680	1,507,110	18,318	1,488,792	1,506,216		894
Alte venituri din prestari de servicii si alte activitati	331050	63,000	140,440	140,550	7,100	133,450	137,890		2,660
Diverse venituri (cod 36.10.04+36.10.32+36.10.50)	3610	2,217,400	3,064,580	3,251,381	183,625	3,067,756	3,021,337		230,044
Alte venituri	361050	2,217,400	3,064,580	3,251,381	183,625	3,067,756	3,021,337		230,044
Transferuri voluntare, altele decat subventiile (cod 37.10.01+37.10.03+37.10.04+37.10.50)	3710		123,000	123,000		123,000	123,000		
Donatii si sponsorizari	371001		123,000	123,000		123,000	123,000		


126

A	B	1	2	3=4+5	4	5	6	7	8=3-6-7
Varsaminte din sectiunea de functionare pentru finantarea sectiunii de dezvoltare a bugetului local (cu semnul minus)	371003	-44,000	-44,000	-44,000		-44,000	-44,000		
Varsaminte din sectiunea de functionare	371004	44,000	44,000	44,000		44,000	44,000		
III. OPERATIUNI FINANCIARE (cod 40.10+41.10)	0016	681,080	681,080						
Încasări din rambursarea împrumuturilor acordate (cod. 40.10.15+40.10.16)	4010	681,080	681,080						
Sume utilizate din excedentul anului precedent pentru efectuarea de cheltuieli (cod. 40.10.15.01+40.10.15.02)	401015	681,080	681,080						
Sume utilizate de administratiile locale din excedentul anului precedent pentru sectiunea de functionare	40101501	681,080	681,080						
IV. SUBVENTII (cod 00.18)	4100	12,742,000	14,517,340	14,310,644		14,310,644	14,310,644		
Subventii de la alte administratii (cod 43.10.09+43.10.10+43.10.14 la 43.10.17+43.10.19 + 43.10.25 la 43.10.27+43.10.31+43.10.33+43.10.40+43.10.50)	4310	12,742,000	14,517,340	14,310,644		14,310,644	14,310,644		
Subventii pentru institutii publice	431009	12,742,000	14,517,340	14,310,644		14,310,644	14,310,644		
VENITURILE SECTIUNII DE FUNCTIONARE (cod 00.02+00.16+00.17) - TOTAL	000110	21,252,260	24,566,440	23,819,414	464,712	23,354,702	23,180,748		638,666
I. VENITURI CURENTE (cod 00.03+00.12)	0002	7,829,180	9,368,020	9,508,770	464,712	9,044,058	8,870,104		638,666
C. VENITURI NEFISCALE (cod 00.13+00.14)	2900	7,829,180	9,368,020	9,508,770	464,712	9,044,058	8,870,104		638,666
C1. VENITURI DIN PROPRIETATE (cod 30.10 +31.10)	3000	240,000	321,720	296,513	16,861	279,652	285,156		11,357
Venituri din proprietate (cod 30.10.05+30.10.08+30.10.09+30.10.50)	3010	240,000	321,720	296,513	16,861	279,652	285,156		11,357
Venituri din concesiuni și închirieri (cod 30.10.05.30)	301005	240,000	321,720	296,513	16,861	279,652	285,156		11,357
Alte venituri din concesiuni și închirieri de către institutiile publice	30100530	240,000	321,720	296,513	16,861	279,652	285,156		11,357
C2. VANZARI DE BUNURI SI SERVICII (cod 33.10+34.10+35.10+36.10+37.10)	3300	7,589,180	9,046,300	9,212,257	447,851	8,764,406	8,584,948		627,309
Venituri din prestari de servicii si alte activitati (cod 33.10.05+33.10.08+33.10.09+33.10.13+ 33.10.14 +33.10.16+33.10.17 +33.10.19 la 33.10.21+33.10.30 la 33.10.32+33.10.50)	3310	5,415,780	5,902,720	5,881,876	264,226	5,617,650	5,484,611		397,265
Taxe si alte venituri in invatamant	331005	48,100	55,700	24,865		24,865	24,865		
Venituri din prestari de servicii	331008	3,987,000	4,078,900	4,209,351	238,808	3,970,543	3,815,640		393,711
Contributia elevilor si studentilor pentru internate, camine si cantine.	331014	1,317,680	1,627,680	1,507,110	18,318	1,488,792	1,506,216		894
Alte venituri din prestari de servicii si alte activitati	331050	63,000	140,440	140,550	7,100	133,450	137,890		2,660
Diverse venituri (cod 36.10.04+36.10.32+36.10.50)	3610	2,217,400	3,064,580	3,251,381	183,625	3,067,756	3,021,337		230,044
Alte venituri	361050	2,217,400	3,064,580	3,251,381	183,625	3,067,756	3,021,337		230,044

173

A	B	1	2	3=4+5	4	5	6	7	8=3-6-7
Transferuri voluntare, altele decât subvențiile (cod 37.10.01+37.10.03+37.10.50)	3710	-44,000	79,000	79,000		79,000	79,000		
Donatii si sponsorizari	371001		123,000	123,000		123,000	123,000		
Varsaminte din sectiunea de functionare pentru finantarea sectiunii de dezvoltare a bugetului local (cu semnul minus)	371003	-44,000	-44,000	-44,000		-44,000	-44,000		
II. OPERATIUNI FINANCIARE (cod 40.10+41.10)	0016	681,080	681,080						
Incasari din rambursarea imprumuturilor acordate (cod. 40.10.15)	4010	681,080	681,080						
Sume utilizate din excedentul anului precedent pentru efectuarea de cheltuieli (cod. 40.10.15.01)	401015	681,080	681,080						
Sume utilizate de administratiile locale din excedentul anului precedent pentru sectiunea de functionare	40101501	681,080	681,080						
IV. SUBVENTII (cod 00.18)	4100	12,742,000	14,517,340	14,310,644		14,310,644	14,310,644		
SUBVENTII DE LA ALTE NIVELE ALE ADMINISTRATIEI PUBLICE (cod 42.10+43.10)	0018	12,742,000	14,517,340	14,310,644		14,310,644	14,310,644		
Subventii de la alte administratii (cod 43.10.09+43.10.10+43.10.15+43.10.33+43.10.40)	4310	12,742,000	14,517,340	14,310,644		14,310,644	14,310,644		
Subventii pentru institutii publice	431009	12,742,000	14,517,340	14,310,644		14,310,644	14,310,644		
VENITURILE SECTIUNII DE DEZVOLTARE (cod 00.02+00.15+00.16+00.17+45.10+46.10+48.10) - TOTAL	000110	44,000	44,000	44,000		44,000	44,000		
I. VENITURI CURENTE (cod 00.12)	0002	44,000	44,000	44,000		44,000	44,000		
C. VENITURI NEFISCALE (cod 00.14)	2900	44,000	44,000	44,000		44,000	44,000		
C2. VANZARI DE BUNURI SI SERVICII (cod 36.10+37.10)	3300	44,000	44,000	44,000		44,000	44,000		
Transferuri voluntare, altele decât subvențiile (cod 37.10.04)	3710	44,000	44,000	44,000		44,000	44,000		
Varsaminte din sectiunea de functionare	371004	44,000	44,000	44,000		44,000	44,000		

Conducatorul institutiei

Conducatorul compartimentului
financiar-contabil

172

Anexa 11

CONTUL DE EXECUTIE
A BUGETULUI INSTITUTIILOR PUBLICE SI ACTIVITATILOR FINANTATE INTEGRAL SAU PARTIAL DIN VENITURI PROPRII (DE SUBORDONARE LOCALA) -CHELTUIELI

la data de 31.12.2023

Denumirea indicatorilor *)	Cod indicator	Credite de angajament		Credite bugetare		-lei-				
		Initiale	Definitive	Initiale	Definitive	Angajamente bugetare	Angajamente legale	Plati efectuate	Angajamente legate de platit	Cheltuieli efective
		1	2	3	4	5	6	7	8=6-7	9
A	B									
TOTAL CHELTUIELI - SECTIUNEA DE FUNCTIONARE + SECTIUNEA DE DEZVOLTARE (cod 50.10+59.10+63.10+70.10+74.10+79.10)	4910	44,000	44,000	21,296,260	24,610,440	22,954,636	22,954,636	22,954,636		23,256,235
Partea I-a SERVICII PUBLICE GENERALE (cod 54.10+55.10)	5010			5,905,690	5,905,690	5,171,179	5,171,179	5,171,179		4,778,585
Alte servicii publice generale (cod 54.10.10+54.10.50)	5410			5,905,690	5,905,690	5,171,179	5,171,179	5,171,179		4,778,585
Alte servicii publice generale	541050			5,905,690	5,905,690	5,171,179	5,171,179	5,171,179		4,778,585
Partea III-a CHELTUIELI SOCIAL-CULTURALE (cod 65.10+66.10+67.10+68.10)	6310	44,000	44,000	15,390,570	18,704,750	17,783,457	17,783,457	17,783,457		18,477,650
Invatamant (cod 65.10.03 la 65.10.05+65.10.07+65.10.11+65.10.50)	6510	44,000	44,000	4,115,570	5,322,700	4,626,836	4,626,836	4,626,836		4,582,910
Invatamant prescolar si primar (cod 65.10.03.01+65.10.03.02)	651003			2,277,660	3,092,660	2,890,902	2,890,902	2,890,902		2,878,176
Invatamant prescolar	65100301			2,277,660	3,092,660	2,890,902	2,890,902	2,890,902		2,878,176
Invatamant secundar (cod 65.10.04.01 la 65.10.04.03)	651004	44,000	44,000	1,837,910	2,230,040	1,735,934	1,735,934	1,735,934		1,704,734
Invatamant secundar inferior	65100401			106,820	124,050	68,488	68,488	68,488		40,012
Invatamant secundar superior	65100402	44,000	44,000	1,731,090	2,105,990	1,667,446	1,667,446	1,667,446		1,664,722
Cultura, recreere si religie (cod 67.10.03+67.10.05+67.10.50)	6710			11,275,000	13,382,050	13,156,621	13,156,621	13,156,621		13,894,740
Servicii culturale (cod 67.10.03.03 la 67.10.03.07+67.10.03.09 la 67.10.03.11+67.10.03.15+67.10.03.30)	671003			3,895,000	3,951,000	3,741,752	3,741,752	3,741,752		3,783,647
Case de cultura	67100306			3,895,000	3,951,000	3,741,752	3,741,752	3,741,752		3,783,647
Servicii recreative si sportive (cod 67.10.05.01)	671005			7,380,000	9,431,050	9,414,869	9,414,869	9,414,869		10,111,093
Sport	67100501			7,380,000	9,431,050	9,414,869	9,414,869	9,414,869		10,111,093

124

A	B	1	2	3	4	5	6	7	8=6-7	9
CHELTUIELILE SECTIUNII DE FUNCTIONARE (cod 50.10+59.10+63.10+70.10+74.10+79.10)	4910	44,000	44,000	21,296,260	24,610,440	22,954,636	22,954,636	22,954,636		23,256,235
Partea I-a SERVICII PUBLICE GENERALE (cod 51.10+54.10+55.10)	5010			5,905,690	5,905,690	5,171,179	5,171,179	5,171,179		4,691,766
Alte servicii publice generale (cod 54.10.10+54.10.50)	5410			5,905,690	5,905,690	5,171,179	5,171,179	5,171,179		4,691,766
Alte servicii publice generale	541050			5,905,690	5,905,690	5,171,179	5,171,179	5,171,179		4,691,766
Partea III-a CHELTUIELI SOCIAL-CULTURALE (cod 65.10+66.10+67.10+68.10)	6310			15,346,570	18,660,750	17,751,686	17,751,686	17,751,686		18,382,090
Invatamant (cod 65.10.03 la 65.10.05+65.10.07+65.10.11+65.10.50)	6510			4,071,570	5,278,700	4,595,065	4,595,065	4,595,065		4,522,684
Invatamant prescolar si primar (cod 65.10.03.01+65.10.03.02)	651003			2,277,660	3,092,660	2,890,902	2,890,902	2,890,902		2,878,176
Invatamant prescolar	65100301			2,277,660	3,092,660	2,890,902	2,890,902	2,890,902		2,878,176
Invatamant secundar (cod 65.10.04.01 la 65.10.04.03)	651004			1,793,910	2,186,040	1,704,163	1,704,163	1,704,163		1,644,508
Invatamant secundar inferior	65100401			106,820	124,050	68,488	68,488	68,488		40,012
Invatamant secundar superior	65100402			1,687,090	2,061,990	1,635,675	1,635,675	1,635,675		1,604,496
Cultura, recreere si religie (cod 67.10.03+67.10.05+67.10.50)	6710			11,275,000	13,382,050	13,156,621	13,156,621	13,156,621		13,859,406
Servicii culturale (cod 67.10.03.03 la 67.10.03.07+67.10.03.09 la 67.10.03.11+67.10.03.15+67.10.03.30)	671003			3,895,000	3,951,000	3,741,752	3,741,752	3,741,752		3,757,599
Case de cultura	67100306			3,895,000	3,951,000	3,741,752	3,741,752	3,741,752		3,757,599
Servicii recreative si sportive (cod 67.10.05.01)	671005			7,380,000	9,431,050	9,414,869	9,414,869	9,414,869		10,101,807
Sport	67100501			7,380,000	9,431,050	9,414,869	9,414,869	9,414,869		10,101,807
CHELTUIELILE SECTIUNII DE DEZVOLTARE (cod 50.10+59.10+63.10+70.10+74.10+79.10)	4910	44,000	44,000	44,000	44,000	31,771	31,771	31,771		182,379
Partea I-a SERVICII PUBLICE GENERALE (cod 51.10+54.10)	5010									86,819
Alte servicii publice generale (cod 54.10.10+54.10.50)	5410									86,819
Alte servicii publice generale	541050									86,819
Partea III-a CHELTUIELI SOCIAL-CULTURALE (cod 65.10+66.10+67.10+68.10)	6310	44,000	44,000	44,000	44,000	31,771	31,771	31,771		95,560
Invatamant (cod 65.10.03 la 65.10.05+65.10.07+65.10.11+65.10.50)	6510	44,000	44,000	44,000	44,000	31,771	31,771	31,771		60,226
Invatamant secundar (cod 65.10.04.01 la 65.10.04.03)	651004	44,000	44,000	44,000	44,000	31,771	31,771	31,771		60,226
Invatamant secundar superior	65100402	44,000	44,000	44,000	44,000	31,771	31,771	31,771		60,226
Cultura, recreere si religie (cod 67.10.03+67.10.05+67.10.50)	6710									35,334
Servicii culturale (cod 67.10.03.03 la 67.10.03.07+67.10.03.09 la 67.10.03.11+67.10.03.15+67.10.03.30)	671003									26,048

170

A	B	1	2	3	4	5	6	7	8=6-7	9
la 67.10.03.11+67.10.03.15+67.10.03.30)										
Case de cultura	67100306									26,048
Servicii recreative si sportive (cod 67.10.05.01)	671005									9,286
Sport	67100501									9,286

Nota: Se detaliaza pe structura clasificatiei economice (Anexa 7)

Conducatorul institutiei



Conducatorul compartimentului
financiar-contabil

5010 TOTAL CHELTUIELI

Anexa 7

CONTUL DE EXECUTIE AL INSTITUTIILOR PUBLICE - CHELTUIELI

la data de 31.12.2023

Cod 21 Capitol 5010

Subcapitol

-lei-


DENUMIREA INDICATORILOR*)	Cod indicator	Credite de angajament		Credite bugetare		Angajamente bugetare	Angajamente legale	Plati efectuate	Angajamente legale de platit	Cheltuieli efective
		Initiale	Definitive	Initiale	Definitive					
A	B	1	2	3	4	5	6	7	8=6-7	9
TOTAL CHELTUIELI(SECTIUNEA DE FUNCTIONARE+SECTIUNEA DE DEZVOLTARE)		44,000	44,000	21,296,260	24,610,440	22,954,636	22,954,636	22,954,636		23,256,235
SECTIUNEA DE FUNCTIONARE (cod 01+79+85)				21,252,260	24,566,440	22,922,865	22,922,865	22,922,865		23,073,856
CHELTUIELI CURENTE (10+20+30+40+50+51SF+55SF+57+59)	01			21,252,260	24,601,030	22,957,450	22,957,450	22,957,450		23,073,856
TITLUL I CHELTUIELI DE PERSONAL (cod 10.01 la10.03)	10			7,962,910	7,947,910	7,625,604	7,625,604	7,625,604		7,623,017
Cheltuieli salariale in bani (cod 10.01.01+10.01.03 la 10.01.17+10.01.29 +10.01.30)	1001			7,565,080	7,546,420	7,252,550	7,252,550	7,252,550		7,248,258
Salarii de baza	100101			6,888,230	6,887,270	6,690,553	6,690,553	6,690,553		6,692,570
Sporuri pentru conditii de munca	100105			214,250	213,050	182,834	182,834	182,834		183,990
Alte sporuri	100106			45,760	45,620	34,776	34,776	34,776		33,655
Fond aferent platii cu ora	100111			15,000	15,000	14,416	14,416	14,416		14,416
Drepturi de delegare	100113			10,000	10,000	3,137	3,137	3,137		3,137
Indemnizatii de hrana	100117			387,840	367,160	321,225	321,225	321,225		314,881
Alte drepturi salariale in bani	100130			4,000	8,320	5,609	5,609	5,609		5,609
Cheltuieli salariale in natura (cod 10.02.01 la 10.02.06+10.02.30)	1002			135,320	135,480	129,464	129,464	129,464		129,464
Vouchere de vacanta	100206			135,320	135,480	129,464	129,464	129,464		129,464
Contributii (cod 10.03.01 la 10.03.08)	1003			262,510	266,010	243,590	243,590	243,590		245,295
Contributii de asigurari sociale de stat	100301			88,010	88,010	81,801	81,801	81,801		82,375
Contributia asiguratorie pentru munca	100307			174,000	177,500	161,364	161,364	161,364		162,287
Contributii platite de angajator in numele angajatului	100308			500	500	425	425	425		633

168

A	B	1	2	3	4	5	6	7	8=6-7	9
TITLUL II BUNURI SI SERVICII (cod 20.01 la 20.06+20.09 la 20.16+20.18 la 20.25+20.27+20.30)	20			13,286,350	16,653,120	15,331,846	15,331,846	15,331,846		15,450,839
Bunuri si servicii (cod 20.01.01 la 20.01.09+20.01.30)	2001			2,608,270	3,171,480	2,694,790	2,694,790	2,694,790		2,802,088
Furnituri de birou	200101			71,640	69,670	43,597	43,597	43,597		51,075
Materiale pentru curatenie	200102			106,280	111,860	87,358	87,358	87,358		87,191
Incalzit, iluminat si forta motrica	200103			982,610	1,319,020	1,143,853	1,143,853	1,143,853		1,049,877
Apa, canal si salubritate	200104			222,170	234,270	206,864	206,864	206,864		195,168
Carburanti si lubrifianti	200105			58,300	52,260	40,571	40,571	40,571		33,998
Piese de schimb	200106			49,680	49,680	12,023	12,023	12,023		11,522
Transport	200107			370,000	479,810	477,288	477,288	477,288		498,573
Posta, telecomunicatii, radio, tv, internet	200108			66,190	68,830	57,544	57,544	57,544		51,057
Materiale si prestari de servicii cu caracter functional	200109			341,000	440,580	433,837	433,837	433,837		612,090
Alte bunuri si servicii pentru intretinere si functionare	200130			340,400	345,500	191,855	191,855	191,855		211,537
Reparatii curente	2002			241,080	286,830	138,872	138,872	138,872		156,647
Hrana (cod 20.03.01+20.03.02)	2003			3,699,470	4,864,470	4,467,868	4,467,868	4,467,868		4,588,825
Hrana pentru oameni	200301			3,699,470	4,864,470	4,467,868	4,467,868	4,467,868		4,588,825
Medicamente si materiale sanitare (cod 20.04.01 la 20.04.04)	2004			54,500	53,380	52,637	52,637	52,637		56,655
Medicamente	200401			45,000	39,030	38,843	38,843	38,843		52,242
Materiale sanitare	200402			9,500	14,350	13,794	13,794	13,794		4,413
Bunuri de natura obiectelor de inventar (cod 20.05.01+20.05.03+20.05.30)	2005			432,320	483,410	372,509	372,509	372,509		381,476
Uniforme si echipament	200501			190,250	210,540	204,622	204,622	204,622		289,969
Lenjerie si accesorii de pat	200503			10,000	10,000	4,775	4,775	4,775		
Alte obiecte de inventar	200530			232,070	262,870	163,112	163,112	163,112		91,507
Deplasari, detasari, transferari (cod 20.06.01+20.06.02)	2006			23,000	16,000	5,108	5,108	5,108		5,108
Deplasari interne, detasari, transferari	200601			23,000	16,000	5,108	5,108	5,108		5,108
Materiale de laborator	2009			1,500	1,500	1,439	1,439	1,439		1,439
Carti, publicatii si materiale documentare	2011			8,040	6,040	3,000	3,000	3,000		
Consultanta si expertiza	2012			45,000	55,000	54,862	54,862	54,862		66,748
Pregatire profesionala	2013			32,500	17,500	4,250	4,250	4,250		4,250
Protectia muncii	2014			12,530	12,530	6,512	6,512	6,512		5,678
Alte cheltuieli (cod 20.30.01 la 20.30.04+20.30.06+20.30.07+20.30.09+20.30.30)	2030			6,128,140	7,684,980	7,529,999	7,529,999	7,529,999		7,381,925

167

A	B	1	2	3	4	5	6	7	8=6-7	9
Reclama si publicitate	203001			5,200	5,200	536	536	536		450
Prime de asigurare non-viata	203003			2,000	2,000	812	812	812		675
Alte cheltuieli cu bunuri si servicii	203030			6,120,940	7,677,780	7,528,651	7,528,651	7,528,651		7,380,800
TITLUL XI ALTE CHELTUIELI (cod 59.01+59.02+59.08+59.11+59.12+59.15+ 59.17+59.20+59.22+59.25+59.30+ 59.35+ 59.40+59.41)	59			3,000						
Sume aferente persoanelor cu handicap neincadrate	5940			3,000						
TITLUL XXI PLATI EFECTUATE IN ANII PRECEDENTI SI RECUPERATE IN ANUL CURENT(85.01)	85F				-34,590	-34,585	-34,585	-34,585		
Plati efectuate in anii precedenti si recuperate in anul curent (cod 85.01.01)	8501F				-34,590	-34,585	-34,585	-34,585		
Plati efectuate in anii precedenti si recuperate in anul curent în sectiunea de functionare a bugetului local	850101				-34,590	-34,585	-34,585	-34,585		
SECTIUNEA DE DEZVOLTARE (cod 51+55+56+58+60+61+70+81+85)		44,000	44,000	44,000	44,000	31,771	31,771	31,771		182,379
CHELTUIELI DE CAPITAL ((cod 71+72+75)	70	44,000	44,000	44,000	44,000	31,771	31,771	31,771		182,379
TITLUL XV ACTIVE NEFINANCIARE (cod 71.01 + 71.03)	71	44,000	44,000	44,000	44,000	31,771	31,771	31,771		182,379
Active fixe (cod 71.01.01 la 71.01.03+71.01.30)	7101	44,000	44,000	44,000	44,000	31,771	31,771	31,771		182,379
Constructii	710101									2,098
Masini, echipamente si mijloace de transport	710102									78,212
Mobilier, aparatura birotica si alte active corporale	710103									11,500
Active fixe	710130	44,000	44,000	44,000	44,000	31,771	31,771	31,771		90,569
	84				-34,590	-34,585	-34,585	-34,585		
A. CHELTUIELILE CURENTE (10+20+30+40+50+51+55+56+58+57+59+60+61)	01			21,252,260	24,601,030	22,957,450	22,957,450	22,957,450		23,073,856
TITLUL XIX PLATI EFECTUATE IN ANII PRECEDENTI SI RECUPERATE IN ANUL CURENT (85.01)	85				-34,590	-34,585	-34,585	-34,585		
Plati efectuate in anii precedenti si recuperate in anul curent (cod 85.01.02+85.01.05)	8501				-34,590	-34,585	-34,585	-34,585		



[Handwritten signature]

Director Economic