

CONTUL DE EXECUTIE A BUGETULUI LOCAL- VENITURI

la data de 30.09.2023

Cod 20

-lei-

Denumirea indicatorilor	Cod indicator	Prevederi bugetare		Drepturi constatate			Incasari realizate	Stingeri pe alte cai decat incasari	Drepturi constatate de incasat
		Aprobate la finele perioadei de raportare	Trimestriale cumulate	Total, din care:	din anii precedenti	din anul curent			
A	B	1	2	3=4+5	4	5	6	7	8=3-6-7
VENITURI -TOTAL(cod 00.02+00.15+00.16+00.17+45.02+4602+4702+4802)	000102	384,571,860	313,468,040	242,499,328	28,602,894	213,896,434	209,666,633	0	32,832,695
VENITURI PROPRII (cod 00.02-11.02-1 37.02+ 00.15)	4990	157,534,390	139,418,280	147,114,543	21,474,215	125,640,328	126,017,288	0	21,097,255
I. VENITURI CURENTE (cod 00.03+00.12)	0002	194,660,470	167,207,160	174,751,960	21,474,171	153,277,789	153,729,574	0	21,022,386
A. VENITURI FISCALE (cod 00.04+06.02+00.09+00.10+00.11)	0003	178,325,600	152,204,670	152,655,492	12,059,370	140,596,122	140,877,009	0	11,778,483
A1. IMPOZIT PE VENIT, PROFIT SI CASTIGURI DIN CAPITAL (cod 00.05+00.06+00.07)	0004	107,556,000	93,758,270	82,760,250	0	82,760,250	82,760,250	0	0
A1.2. IMPOZIT PE VENIT, PROFIT SI CASTIGURI DIN CAPITAL DE LA PERSOANE FIZICE(cod 03.02+04.02)	0006	107,556,000	93,758,270	82,760,250	0	82,760,250	82,760,250	0	0
Impozit pe venit (cod 03.02.17+ 03.02.18)	0302	983,000	933,000	1,022,665	0	1,022,665	1,022,665	0	0
Impozitul pe veniturile din transferul proprietatilor imobiliare din patrimoniul personal	030218	983,000	933,000	1,022,665	0	1,022,665	1,022,665	0	0
Cote si sume defalcate din impozitul pe venit (cod 04.02.01+04.02.04)	0402	106,573,000	92,825,270	81,737,585	0	81,737,585	81,737,585	0	0
Cote defalcate din impozitul pe venit	040201	103,573,000	90,575,270	79,342,084	0	79,342,084	79,342,084	0	0
Sume repartizate din Fondul la dispozitia Consiliului Judetean	040205	3,000,000	2,250,000	2,395,501	0	2,395,501	2,395,501	0	0
A3. IMPOZITE SI TAXE PE PROPRIETATE (cod 07.02)	0009	21,584,000	19,620,000	29,321,273	9,474,278	19,846,995	21,367,159	0	7,954,114
Impozite si taxe pe proprietate (07.02.01a 07.02.03+07.02.50)	0702	21,584,000	19,620,000	29,321,273	9,474,278	19,846,995	21,367,159	0	7,954,114
Impozit si taxa pe cladiri (cod 07.02.01.01+07.02.01.02)	070201	15,855,000	14,730,000	22,286,295	8,026,495	14,259,800	16,097,870	0	6,188,425
Impozit pe cladiri de la persoane fizice	07020101	5,353,000	4,568,000	6,637,490	951,050	5,686,440	5,189,184	0	1,448,306
Impozit si taxa pe cladiri de la persoane juridice	07020102	10,502,000	10,162,000	15,648,805	7,075,445	8,573,360	10,908,686	0	4,740,119
Impozit si taxa pe teren (cod 07.02.02.01 la 07.02.02.03)	070202	4,490,000	3,832,000	5,429,478	798,104	4,631,374	4,214,592	0	1,214,886

A	B	1	2	3=4+5	4	5	6	7	8=3-6-7
Impozit pe terenuri de la persoane fizice	07020201	2,230,000	1,903,000	2,728,281	383,567	2,344,714	2,064,387	0	663,894
Impozit si taxa pe teren de la persoane juridice	07020202	1,951,000	1,665,000	2,302,331	324,940	1,977,391	1,856,367	0	445,964
Impozitul pe terenul extravilan*)+Restante ani anteriori din impozitul pe terenul agricol-	07020203	309,000	264,000	398,866	89,597	309,269	293,838	0	105,028
Taxe judiciare de timbru si alte taxe de timbru	070203	1,239,000	1,058,000	1,605,500	649,679	955,821	1,054,697	0	550,803
A4.IMPOZITE SI TAXE PE BUNURI SI SERVICII (cod 11.02+12.02+15.02+16.02)	0010	48,937,600	38,615,400	40,307,742	2,531,405	37,776,337	36,551,406	0	3,756,336
Sume defalcate din TVA (cod 11.02.01+11.02.02+11.02.05+11.02.06+11.02.09)	1102	37,684,600	28,347,400	27,761,600	0	27,761,600	27,761,600	0	0
Sume defalcate din taxa pe valoarea adaugata pentru finantarea cheltuielilor descentralizate la nivelul comunelor, oraselor, municipiilor, sectoarelor si Municipiului Bucuresti	110202	35,320,000	26,182,800	26,182,800	0	26,182,800	26,182,800	0	0
Sume defalcate din taxa pe valoarea adaugata pentru drumuri	110205	7,000	7,000	0	0	0	0	0	0
Sume defalcate din taxa pe valoarea adaugata pentru echilibrarea bugetelor locale	110206	1,353,600	1,353,600	774,800	0	774,800	774,800	0	0
Sume defalcate din taxa pe valoare adaugata pentru finantarea invatamantului particular sau confesional acreditat	110209	1,004,000	804,000	804,000	0	804,000	804,000	0	0
Alte impozite si taxe generale pe bunuri si servicii (cod 12.02.07)	1202	1,000	1,000	55,011	55,009	2	0	0	55,011
Taxe hoteliere	120207	1,000	1,000	55,011	55,009	2	0	0	55,011
Taxe pe servicii specifice (cod 15.02.01+15.02.50)	1502	6,000	6,000	20,402	896	19,506	16,456	0	3,946
Impozit pe spectacole	150201	6,000	6,000	20,402	896	19,506	16,456	0	3,946
Taxe pe utilizarea bunurilor, autorizarea utilizarii bunurilor sau pe desfasurarea de activitati (cod 16.02.02+16.02.03+16.02.50)	1602	11,246,000	10,261,000	12,470,729	2,475,500	9,995,229	8,773,350	0	3,697,379
Impozit pe mijloacele de transport (cod 16.02.02.01+16.02.02.02)	160202	7,396,000	6,972,000	10,564,567	2,475,500	8,089,067	6,870,634	0	3,693,933
Impozit pe mijloacele de transport detinute de persoane fizice	16020201	5,200,000	5,097,000	7,431,364	1,772,250	5,659,114	4,956,306	0	2,475,058
Impozit pe mijloacele de transport detinute de persoane juridice	16020202	2,196,000	1,875,000	3,133,203	703,250	2,429,953	1,914,328	0	1,218,875
Taxe si tarife pentru eliberarea de licente si autorizatii de functionare	160203	67,000	59,000	40,236	0	40,236	40,236	0	0
Alte taxe pe utilizarea bunurilor, autorizarea utilizarii bunurilor sau pe desfasurarea de activitati	160250	3,783,000	3,230,000	1,865,926	0	1,865,926	1,862,480	0	3,446
A6. ALTE IMPOZITE SI TAXE FISCALE (cod 18.02)	0011	248,000	211,000	266,227	53,687	212,540	198,194	0	68,033
Alte impozite si taxe fiscale (cod 18.02.50)	1802	248,000	211,000	266,227	53,687	212,540	198,194	0	68,033

A	B	1	2	3=4+5	4	5	6	7	8=3-6-7
Alte impozite si taxe	180250	248,000	211,000	266,227	53,687	212,540	198,194	0	68,033
C. VENITURI NEFISCALE (cod 00.13+00.14)	0012	16,334,870	15,002,490	22,096,468	9,414,801	12,681,667	12,852,565	0	9,243,903
C1. VENITURI DIN PROPRIETATE (cod 30.02+31.02)	0013	9,583,870	9,222,490	8,831,408	494,637	8,336,768	7,874,750	0	956,655
Venituri din proprietate (cod 30.02.01+30.02.05+30.02.08+30.02.50)	3002	9,583,870	9,222,490	8,831,408	494,637	8,336,768	7,874,750	0	956,655
Venituri din concesiuni si inchirieri (cod 30.02.05.01+30.02.05.05+30.02.05.30)	300205	8,976,090	8,654,710	8,067,268	494,637	7,572,628	7,110,610	0	956,655
Alte venituri din concesiuni si inchirieri de catre institutiile publice	30020530	8,976,090	8,654,710	8,067,268	494,637	7,572,628	7,110,610	0	956,655
Venituri din dividende (cod 30.02.08.02+30.02.08.03)	300208	607,780	567,780	764,140	0	764,140	764,140	0	0
Venituri din dividende de la alti platitori	30020802	607,780	567,780	764,140	0	764,140	764,140	0	0
C2. VANZARI DE BUNURI SI SERVICII (cod 33.02+34.02+35.02+36.02+37.02)	0014	6,751,000	5,780,000	13,265,063	8,920,164	4,344,899	4,977,815	0	8,287,248
Venituri din prestari de servicii si alte activitati (cod 33.02.08+33.02.10+33.02.12+33.02.24+33.02.27+33.02.28+33.02.33+33.02.50)	3302	1,663,000	1,425,000	1,763,537	141,957	1,621,580	1,623,503	0	140,034
Venituri din prestari de servicii	330208	0	0	500,149	0	500,149	496,097	0	4,052
Contributia parintilor sau sustinatorilor legali pentru intretinerea copiilor in crese	330210	400,000	342,000	189,252	0	189,252	189,252	0	0
Contributia persoanelor beneficiare ale cantinelor de ajutor social	330212	28,000	28,000	29,869	0	29,869	29,869	0	0
Venituri din recuperarea cheltuielilor de judecata, imputatii si despagubiri	330228	6,000	6,000	142,038	141,957	81	6,056	0	135,982
Alte venituri din prestari de servicii si alte activitati	330250	1,229,000	1,049,000	902,229	0	902,229	902,229	0	0
Venituri din taxe administrative, eliberari permise (cod 34.02.02+34.02.50)	3402	83,000	73,000	61,466	0	61,466	61,466	0	0
Taxe extrajudiciare de timbru	340202	2,000	2,000	1,191	0	1,191	1,191	0	0
Alte venituri din taxe administrative, eliberari permise	340250	81,000	71,000	60,275	0	60,275	60,275	0	0
Amenzi, penalitati si confiscari (cod 35.02.01 la 35.02.03+35.02.50)	3502	2,882,000	2,460,000	9,331,168	6,996,480	2,334,688	2,225,253	0	7,105,915
Venituri din amenzi si alte sanctiuni aplicate potrivit dispozitiilor legale (cod 35.02.01.02)	350201	2,882,000	2,460,000	9,331,168	6,996,480	2,334,688	2,225,253	0	7,105,915
Venituri din amenzi si alte sanctiuni aplicate de catre alte institutii de specialitate	35020102	2,882,000	2,460,000	9,331,168	6,996,480	2,334,688	2,225,253	0	7,105,915
Diverse venituri (cod 36.02.01+36.02.05+36.02.06+36.02.07+36.02.11+36.02.14+36.02.22+36.02.23+36.02.31+36.02.32+36.02.47+36.02.50)	3602	2,063,000	1,762,000	2,048,891	1,781,727	267,164	1,007,592	0	1,041,299

167

A	B	1	2	3=4+5	4	5	6	7	8=3-6-7
Taxe speciale	360206	2,051,000	1,750,000	2,025,982	1,781,727	244,255	985,744	0	1,040,238
Alte venituri	360250	12,000	12,000	22,909	0	22,909	21,848	0	1,061
Transferuri voluntare, altele decat subventiile (cod 37.02.01+37.02.03 la 37.02.05+37.02.50)	3702	60,000	60,000	60,001	0	60,001	60,001	0	0
Donatii si sponsorizari	370201	60,000	60,000	60,001	0	60,001	60,001	0	0
Varsaminte din sectiunea de functionare pentru finantarea sectiunii de dezvoltare a bugetului local (cu semnul minus)	370203	-8,318,280	-8,318,280	0	0	0	0	0	0
Varsaminte din sectiunea de functionare	370204	8,318,280	8,318,280	0	0	0	0	0	0
II. VENITURI DIN CAPITAL (cod 39.02)	0015	618,520	618,520	184,184	44	184,140	109,315	0	74,869
Venituri din valorificarea unor bunuri (cod 39.02.01+39.02.03+39.02.04+ 39.02.07+39.02.10)	3902	618,520	618,520	184,184	44	184,140	109,315	0	74,869
Venituri din valorificarea unor bunuri ale institutiilor publice	390201	0	0	85,196	0	85,196	10,342	0	74,854
Venituri din vanzarea locuintelor construite din fondurile statului	390203	0	0	49	44	5	34	0	15
Venituri din vanzarea unor bunuri apartinand domeniului privat al statului sau al unitatilor administrativ-teritoriale	390207	618,520	618,520	98,939	0	98,939	98,939	0	0
III. OPERATIUNI FINANCIARE (cod 40.02+41.02)	0016	0	0	24,687,470	0	24,687,470	24,687,470	0	0
Incasari din rambursarea imprumuturilor acordate (cod 40.02.06+40.02.07+40.02.10+40.02.11+40.02.13+40.02.14+40.02.50)	4002	0	0	24,687,470	0	24,687,470	24,687,470	0	0
Sume din excedentul bugetului local utilizate pentru finantarea cheltuielilor sectiunii de dezvoltare	400214	0	0	24,687,470	0	24,687,470	24,687,470	0	0
IV. SUBVENTII (cod 00.18)	0017	120,321,370	95,506,450	9,564,396	958,738	8,605,658	7,988,889	0	1,575,507
SUBVENTII DE LA ALTE NIVELE ALE ADMINISTRATIEI PUBLICE (cod 42.02+43.02)	0018	120,321,370	95,506,450	9,564,396	958,738	8,605,658	7,988,889	0	1,575,507
Subventii de la bugetul de stat (cod 42.02.01+42.02.05+42.02.10+42.02.12+42.02.13+42.02.14+42.02.15+ 42.02.16+42.02.18+42.02.20+42.02.21+42.02.28+42.02.29+ 42.02.32+42.02.33+42.02.34+ 42.02.35+ 42.02.40 la 42.02.42+ 42.02.45+ 42.02.51+42.02.52+42.02.54+42.02.55+ 42.02.62+ 42.02.65 la 42.02.67+42.02.69+42.02.73+ 42.02.77+42.02.79+42.02.80+42.02.81+42.02.82+ 42.02.84 la 42.02.92)	4202	115,554,370	91,739,450	9,544,152	938,494	8,605,658	7,968,645	0	1,575,507
Subventii pentru acordarea ajutorului pentru incalzirea locuintei cu lemne, carbuni, combustibili petrolieri	420234	21,410	21,410	26,248	0	26,248	26,248	0	0
Subventii din bugetul de stat pentru finantarea sanatatii	420241	150,000	112,500	100,076	0	100,076	100,076	0	0
Subventii pentru finantarea locuintelor sociale	420255	2,940,000	2,322,000	348,343	0	348,343	348,343	0	0

A	B	1	2	3=4+5	4	5	6	7	8=3-6-7
Subventii din bugetul de stat alocate conform contractelor încheiate cu directiile de sanatate publica	420266	3,390,960	2,747,540	1,577,115	0	1,577,115	1,577,115	0	0
Subventii de la bugetul de stat catre bugetele locale necesare sustinerii derularii proiectelor finantate din fonduri externe nerambursabile (FEN) postaderare, aferente perioadei de programare 2014 - 2020	420269	8,000,000	6,321,000	3,211,419	938,494	2,272,925	1,663,152	0	1,548,267
Subventii de la bugetul de stat catre bugetele locale pentru Programul national de investitii „Anghel Saligny”	420287	5,484,000	4,334,000	3,931,403	0	3,931,403	3,931,403	0	0
Alocari de sume din PNRR aferente asistentei financiare nerambursabile (cod 42.02.88.01 la 42.02.88.03)	420288	54,868,000	54,481,000	0	0	0	0	0	0
Fonduri europene nerambursabile	42028801	45,468,850	45,293,850	0	0	0	0	0	0
Sume aferente TVA	42028803	9,399,150	9,187,150	0	0	0	0	0	0
Alocari de sume din PNRR aferente componentei împrumuturi (cod 42.02.89.01 la 42.02.89.03)	420289	40,700,000	21,400,000	349,548	0	349,548	322,308	0	27,240
Fonduri din împrumut rambursabil	42028901	34,840,260	18,151,260	296,103	0	296,103	270,847	0	25,256
Sume aferente TVA	42028903	5,859,740	3,248,740	53,445	0	53,445	51,461	0	1,984
Subventii de la alte administratii (cod. 43.02.01+43.02.04+43.02.07+43.02.08+43.02.20+43.02.21+43.02.23 +43.02.24 + 43.02.28 la 43.02.31+43.02.34 la 43.02.49)	4302	4,767,000	3,767,000	20,244	20,244	0	20,244	0	0
Alte subventii primite de la administratia centrala pentru finantarea unor activitati	430220	0	0	20,244	20,244	0	20,244	0	0
Sume alocate din sumele obtinute în urma scoaterii la licitatie a certificatelor de emisii de gaze cu efect de ser? pentru finantarea proiectelor de investitii	430244	4,767,000	3,767,000	0	0	0	0	0	0
Alte sume primite de la UE (cod 46.02.03)	4602	0	0	33,488	0	33,488	19,818	0	13,670
Alte sume primite din fonduri de la Uniunea Europeana pentru programele operationale finantate din cadrul financiar 2014-2020	460204	0	0	33,488	0	33,488	19,818	0	13,670
Sume primite de la UE/alti donatori în contul platilor efectuate si prefinantari aferente cadrului financiar 2014-2020 (cod 48.02.01 la 48.02.05+48.02.11+48.02.12+48.02.15+48.02.19)	4802	68,971,500	50,135,910	33,277,830	6,169,941	27,107,889	23,131,567	0	10,146,263
Fondul European de Dezvoltare Regionala (FEDR) (cod 48.02.01.01 la 48.02.01.03)	480201	68,971,500	50,135,910	33,277,830	6,169,941	27,107,889	23,131,567	0	10,146,263
Sume primite în contul platilor efectuate în anul curent	48020101	47,471,500	33,651,210	16,600,073	6,133,185	10,466,888	6,550,236	0	10,049,837
Sume primite în contul platilor efectuate în anii anteriori	48020102	3,500,000	2,767,000	1,401,262	36,756	1,364,506	1,304,836	0	96,426

165

A	B	1	2	3=4+5	4	5	6	7	8=3-6-7
Prefinantare	48020103	18,000,000	13,717,700	15,276,495	0	15,276,495	15,276,495	0	0
VENITURILE SECTIUNII DE FUNCTIONARE (cod 00.02+00.16+00.17+4702)-TOTAL	000102	189,904,560	161,770,330	176,475,643	21,494,415	154,981,228	155,453,257	0	21,022,386
VENITURI PROPRII (00.02-11.02-37.02)	4990	156,915,870	138,799,760	146,930,359	21,474,178	125,456,188	125,907,973	0	21,022,386
I. VENITURI CURENTE (cod 00.03+00.12)	0002	186,342,190	158,888,880	174,751,960	21,474,178	153,277,789	153,729,574	0	21,022,386
A. VENITURI FISCALE (cod 00.04+06.02+00.09+00.10+00.11)	0003	178,325,600	152,204,670	152,655,492	12,059,370	140,596,122	140,877,009	0	11,778,483
A1. IMPOZIT PE VENIT, PROFIT SI CASTIGURI DIN CAPITAL (cod 00.05+00.06+00.07)	0004	107,556,000	93,758,270	82,760,250	0	82,760,250	82,760,250	0	0
A1.2. IMPOZIT PE VENIT, PROFIT SI CASTIGURI DIN CAPITAL DE LA PERSOANE FIZICE(cod 03.02+04.02)	0006	107,556,000	93,758,270	82,760,250	0	82,760,250	82,760,250	0	0
Impozit pe venit (cod 03.02.17+ 03.02.18)	0302	983,000	933,000	1,022,665	0	1,022,665	1,022,665	0	0
Impozitul pe veniturile din transferul proprietatilor imobiliare din patrimoniul personal	030218	983,000	933,000	1,022,665	0	1,022,665	1,022,665	0	0
Cote si sume defalcate din impozitul pe venit (cod 04.02.01+04.02.04)	0402	106,573,000	92,825,270	81,737,585	0	81,737,585	81,737,585	0	0
Cote defalcate din impozitul pe venit	040201	103,573,000	90,575,270	79,342,084	0	79,342,084	79,342,084	0	0
Sume repartizate din Fondul la dispozitia Consiliului Judetean	040205	3,000,000	2,250,000	2,395,501	0	2,395,501	2,395,501	0	0
A3. IMPOZITE SI TAXE PE PROPRIETATE (cod 07.02)	0009	21,584,000	19,620,000	29,321,273	9,474,278	19,846,995	21,367,159	0	7,954,114
Impozite si taxe pe proprietate (cod 07.02.01 la 07.02.03+07.02.50)	0702	21,584,000	19,620,000	29,321,273	9,474,278	19,846,995	21,367,159	0	7,954,114
Impozit si taxa pe cladiri (cod 07.02.01.01+07.02.01.02)	070201	15,855,000	14,730,000	22,286,295	8,026,495	14,259,800	16,097,870	0	6,188,425
Impozit pe cladiri de la persoane fizice	07020101	5,353,000	4,568,000	6,637,490	951,050	5,686,440	5,189,184	0	1,448,306
Impozit si taxa pe cladiri de la persoane juridice	07020102	10,502,000	10,162,000	15,648,805	7,075,445	8,573,360	10,908,686	0	4,740,119
Impozit si taxa pe teren (cod 07.02.02.01 la 07.02.02.03)	070202	4,490,000	3,832,000	5,429,478	798,104	4,631,374	4,214,592	0	1,214,886
Impozit pe terenuri de la persoane fizice	07020201	2,230,000	1,903,000	2,728,281	383,567	2,344,714	2,064,387	0	663,894
Impozit si taxa pe teren de la persoane juridice	07020202	1,951,000	1,665,000	2,302,331	324,940	1,977,391	1,856,367	0	445,964
Impozitul pe terenul extravilan*)+Restante anii anteriori din impozitul pe terenul agricol-	07020203	309,000	264,000	398,866	89,597	309,269	293,838	0	105,028
Taxe judiciare de timbru si alte taxe de timbru	070203	1,239,000	1,058,000	1,605,500	649,679	955,821	1,054,697	0	550,803
A4. IMPOZITE SI TAXE PE BUNURI SI SERVICII (cod 11.02+12.02+15.02+16.02)	0010	48,937,600	38,615,400	40,307,742	2,531,405	37,776,337	36,551,406	0	3,756,336
Sume defalcate din TVA (cod 11.02.01+11.02.02+11.02.05+11.02.06+11.02.09)	1102	37,684,600	28,347,400	27,761,600	0	27,761,600	27,761,600	0	0
Sume defalcate din taxa pe valoarea adaugata pentru finantarea cheltuielilor descentralizate la nivelul comunelor, oraselor, municipiilor, sectoarelor si Municipiului Bucuresti	110202	35,320,000	26,182,800	26,182,800	0	26,182,800	26,182,800	0	0

164

A	B	1	2	3=4+5	4	5	6	7	8=3-6-7
Sume defalcate din taxa pe valoarea adaugata pentru drumuri	110205	7,000	7,000	0	0	0	0	0	0
Sume defalcate din taxa pe valoarea adaugata pentru echilibrarea bugetelor locale	110206	1,353,600	1,353,600	774,800	0	774,800	774,800	0	0
Sume defalcate din taxa pe valoare adaugata pentru finantarea invatamantului particular sau confesional acreditat	110209	1,004,000	804,000	804,000	0	804,000	804,000	0	0
Alte impozite si taxe generale pe bunuri si servicii (cod 12.02.07 + 12.02.18)	1202	1,000	1,000	55,011	55,009	2	0	0	55,011
Taxe hoteliere	120207	1,000	1,000	55,011	55,009	2	0	0	55,011
Taxe pe servicii specifice (cod 15.02.01+15.02.50)	1502	6,000	6,000	20,402	896	19,506	16,456	0	3,946
Impozit pe spectacole	150201	6,000	6,000	20,402	896	19,506	16,456	0	3,946
Taxe pe utilizarea bunurilor, autorizarea utilizarii bunurilor sau pe desfasurarea de activitati (cod 16.02.02+16.02.03+16.02.50)	1602	11,246,000	10,261,000	12,470,729	2,475,500	9,995,229	8,773,350	0	3,697,379
Impozit pe mijloacele de transport (cod 16.02.02.01+16.02.02.02)	160202	7,396,000	6,972,000	10,564,567	2,475,500	8,089,067	6,870,634	0	3,693,933
Impozit pe mijloacele de transport detinute de persoane fizice	16020201	5,200,000	5,097,000	7,431,364	1,772,250	5,659,114	4,956,306	0	2,475,058
Impozit pe mijloacele de transport detinute de persoane juridice	16020202	2,196,000	1,875,000	3,133,203	703,250	2,429,953	1,914,328	0	1,218,875
Taxe si tarife pentru eliberarea de licente si autorizatii de functionare	160203	67,000	59,000	40,236	0	40,236	40,236	0	0
Alte taxe pe utilizarea bunurilor, autorizarea utilizarii bunurilor sau pe desfasurarea de activitati	160250	3,783,000	3,230,000	1,865,926	0	1,865,926	1,862,480	0	3,446
6. ALTE IMPOZITE SI TAXE FISCALE (cod 18.02)	0011	248,000	211,000	266,227	53,687	212,540	198,194	0	68,033
Alte impozite si taxe fiscale (cod 18.02.50)	1802	248,000	211,000	266,227	53,687	212,540	198,194	0	68,033
Alte impozite si taxe	180250	248,000	211,000	266,227	53,687	212,540	198,194	0	68,033
C. VENITURI NEFISCALE (cod 00.13+00.14)	0012	8,016,590	6,684,210	22,096,468	9,414,801	12,681,667	12,852,565	0	9,243,903
C1. VENITURI DIN PROPRIETATE (cod 30.02+31.02)	0013	9,583,870	9,222,490	8,831,405	494,637	8,336,768	7,874,750	0	956,655
Venituri din proprietate (cod 30.02.01+30.02.05+30.02.08+30.02.50)	3002	9,583,870	9,222,490	8,831,405	494,637	8,336,768	7,874,750	0	956,655
Venituri din concesiuni si inchirieri (cod 30.02.05.01+30.02.05.05+30.02.05.30)	300205	8,976,090	8,654,710	8,067,265	494,637	7,572,628	7,110,610	0	956,655
Alte venituri din concesiuni si inchirieri de catre institutiile publice	30020530	8,976,090	8,654,710	8,067,265	494,637	7,572,628	7,110,610	0	956,655
Venituri din dividende (cod 30.02.08.02+30.02.08.03)	300208	607,780	567,780	764,140	0	764,140	764,140	0	0
Venituri din dividende de la alti platitori	30020802	607,780	567,780	764,140	0	764,140	764,140	0	0
C2. VANZARI DE BUNURI SI SERVICII (cod	0014	-1,567,280	-2,538,280	13,265,063	8,920,164	4,344,899	4,977,815	0	8,287,248

A	B	1	2	3=4+5	4	5	6	7	8=3-6-7
33.02+34.02+35.02+36.02+37.02)									
Venituri din prestari de servicii si alte activitati (cod 33.02.08+33.02.10+33.02.12+33.02.24+33.02.27+33.02.28+330233+33.02.50)	3302	1,663,000	1,425,000	1,763,537	141,957	1,621,580	1,623,503	0	140,034
Venituri din prestari de servicii	330208	0	0	500,149	0	500,149	496,097	0	4,052
Contributia parintilor sau sustinatorilor legali pentru intretinerea copiilor in crese	330210	400,000	342,000	189,252	0	189,252	189,252	0	0
Contributia persoanelor beneficiare ale cantinelor de ajutor social	330212	28,000	28,000	29,869	0	29,869	29,869	0	0
Venituri din recuperarea cheltuielilor de judecata, imputatii si despagubiri	330228	6,000	6,000	142,038	141,957	81	6,056	0	135,982
Alte venituri din prestari de servicii si alte activitati	330250	1,229,000	1,049,000	902,229	0	902,229	902,229	0	0
Venituri din taxe administrative, eliberari permise (cod 34.02.02+34.02.50)	3402	83,000	73,000	61,466	0	61,466	61,466	0	0
Taxe extrajudiciare de timbru	340202	2,000	2,000	1,191	0	1,191	1,191	0	0
Alte venituri din taxe administrative, eliberari permise	340250	81,000	71,000	60,275	0	60,275	60,275	0	0
Amenzi, penalitati si confiscari (cod 35.02.01 la 35.02.03+35.02.50)	3502	2,882,000	2,460,000	9,331,168	6,996,480	2,334,688	2,225,253	0	7,105,915
Venituri din amenzi si alte sanctiuni aplicate potrivit dispozitiilor legale (cod 35.02.01.02)	350201	2,882,000	2,460,000	9,331,168	6,996,480	2,334,688	2,225,253	0	7,105,915
Venituri din amenzi si alte sanctiuni aplicate de catre alte institutii de specialitate	35020102	2,882,000	2,460,000	9,331,168	6,996,480	2,334,688	2,225,253	0	7,105,915
Diverse venituri (cod 36.02.01+36.02.05+36.02.06+36.02.11+36.02.14+36.02.32+36.02.50)	3602	2,063,000	1,762,000	2,048,891	1,781,727	267,164	1,007,592	0	1,041,299
Taxe speciale	360206	2,051,000	1,750,000	2,025,982	1,781,727	244,255	985,744	0	1,040,238
Alte venituri	360250	12,000	12,000	22,909	0	22,909	21,848	0	1,061
Transferuri voluntare, altele decat subventiile (cod 37.02.01+37.02.03+37.02.50)	3702	-8,258,280	-8,258,280	60,001	0	60,001	60,001	0	0
Donatii si sponsorizari	370201	60,000	60,000	60,001	0	60,001	60,001	0	0
Varsaminte din sectiunea de functionare pentru finantarea sectiunii de dezvoltare a bugetului local (cu semnul minus)	370203	-8,318,280	-8,318,280	0	0	0	0	0	0
IV. SUBVENTII (cod 00.18)	0017	3,562,370	2,881,450	1,723,683	20,244	1,703,439	1,723,683	0	0
SUBVENTII DE LA ALTE NIVELE ALE ADMINISTRATIEI PUBLICE (cod 42.02+43.02)	0018	3,562,370	2,881,450	1,723,683	20,244	1,703,439	1,723,683	0	0
Subventii de la bugetul de stat (cod 42.02.21+42.02.28+42.02.32 la 42.02.36+ 42.02.41+ 42.02.42+42.02.44+	4202	3,562,370	2,881,450	1,703,439	0	1,703,439	1,703,439	0	0

102

A	B	1	2	3=4+5	4	5	6	7	8=3-6-7
42.02.45+ 42.02.51+ 42.02.54+42.02.66)									
Subventii pentru acordarea ajutorului pentru incalzirea locuintei cu lemne, carbuni, combustibili petrolieri	420234	21,410	21,410	26,248	0	26,248	26,248	0	0
Subventii din bugetul de stat pentru finantarea sanatatii	420241	150,000	112,500	100,076	0	100,076	100,076	0	0
Subventii din bugetul de stat alocate conform contractelor incheiate cu directiile de sanatate publica	420266	3,390,960	2,747,540	1,577,115	0	1,577,115	1,577,115	0	0
Subventii de la alte administratii (cod 43.02.01 +43.02.04+43.02.07+ 43.02.08+43.02.20+ 43.02.21+43.02.23+43.02.24+43.02.30 +43.02.34)	4302	0	0	20,244	20,244	0	20,244	0	0
Alte subventii primite de la administratia centrala pentru finantarea unor activitati	430220	0	0	20,244	20,244	0	20,244	0	0
VENITURILE SECTIUNII DE DEZVOLTARE (00.02+00.15+0016+00.17+45.02+48.02+4602) - TOTAL	000102	194,667,300	151,697,710	66,023,685	7,108,479	58,915,206	54,213,376	0	11,810,309
VENITURI PROPRII (cod 00.02-11.02-37.02+00.15)	4990	618,520	618,520	184,184	44	184,140	109,315	0	74,869
I. VENITURI CURENTE (cod 00.03+00.12)	0002	8,318,280	8,318,280	0	0	0	0	0	0
C. VENITURI NEFISCALE (cod 00.14)	0012	8,318,280	8,318,280	0	0	0	0	0	0
C2. VANZARI DE BUNURI SI SERVICII (cod 36.02+37.02)	0014	8,318,280	8,318,280	0	0	0	0	0	0
Transferuri voluntare, altele decat subventiile (cod 37.02.04+37.02.05)	3702	8,318,280	8,318,280	0	0	0	0	0	0
Varsaminte din sectiunea de functionare	370204	8,318,280	8,318,280	0	0	0	0	0	0
II. VENITURI DIN CAPITAL (cod 39.02)	0015	618,520	618,520	184,184	44	184,140	109,315	0	74,869
Venituri din valorificarea unor bunuri (cod 39.02.01+39.02.03+39.02.04+39.02.07+39.02.10)	3902	618,520	618,520	184,184	44	184,140	109,315	0	74,869
Venituri din valorificarea unor bunuri ale institutiilor publice	390201	0	0	85,196	0	85,196	10,342	0	74,854
Venituri din vanzarea locuintelor construite din fondurile statului	390203	0	0	49	44	5	34	0	15
Venituri din vanzarea unor bunuri apartinand domeniului privat al statului sau al unitatilor administrativ-teritoriale	390207	618,520	618,520	98,939	0	98,939	98,939	0	0
III. OPERATIUNI FINANCIARE (cod 40.02+41.02)	0016	0	0	24,687,470	0	24,687,470	24,687,470	0	0
Incasari din rambursarea împrumuturilor acordate (cod 40.02.13+40.02.14+40.02.16)	4002	0	0	24,687,470	0	24,687,470	24,687,470	0	0
Sume din excedentul bugetului local utilizate pentru finantarea cheltuielilor sectiunii de dezvoltare	400214	0	0	24,687,470	0	24,687,470	24,687,470	0	0
IV. SUBVENTII (cod 00.18)	0017	116,759,000	92,625,000	7,840,713	938,494	6,902,219	6,265,206	0	1,575,507
SUBVENTII DE LA ALTE NIVELE ALE ADMINISTRATIEI PUBLICE (cod 42.02+43.02)	0018	116,759,000	92,625,000	7,840,713	938,494	6,902,219	6,265,206	0	1,575,507
Subventii de la bugetul de stat (cod	4202	111,992,000	88,858,000	7,840,713	938,494	6,902,219	6,265,206	0	1,575,507

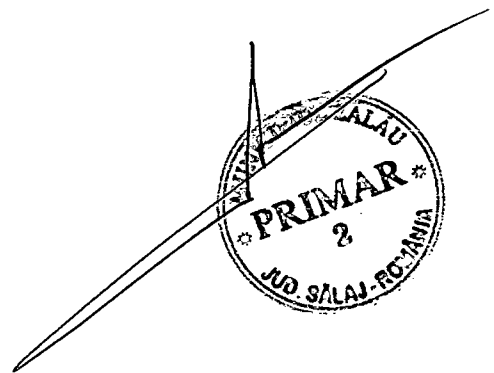
A	B	1	2	3=4+5	4	5	6	7	8=3-6-7
42.02.01+42.02.05+42.02.10+42.02.12+42.02.13+ 42.02.14+ 42.02.15+ 42.02.16+ 42.02.18+42.02.20+42.02.29+42.02.33+42.02.40+ 42.02.51+42.02.52+42.02.55+ 42.02.62+42.02.65+ 42.02.67+ 42.02.69+42.02.77+42.02.79+42.02.84 +42.02.85+ 42.02.87 la 42.02.92)									
Subventii pentru finantarea locuintelor sociale	420255	2,940,000	2,322,000	348,343	0	348,343	348,343	0	0
Subventii de la bugetul de stat catre bugetele locale necesare sustinerii derularii proiectelor finantate din fonduri externe nerambursabile (FEN) postaderare, aferente perioadei de programare 2014 - 2020	420269	8,000,000	6,321,000	3,211,418	938,494	2,272,925	1,663,152	0	1,548,267
Subventii de la bugetul de stat catre bugetele locale pentru Programul national de investitii „Anghel Saligny“	420287	5,484,000	4,334,000	3,931,403	0	3,931,403	3,931,403	0	0
Alocari de sume din PNRR aferente asistentei financiare nerambursabile (cod 42.02.88.01 la 42.02.88.03)	420288	54,868,000	54,481,000	0	0	0	0	0	0
Fonduri europene nerambursabile	42028801	45,468,850	45,293,850	0	0	0	0	0	0
Sume aferente TVA	42028803	9,399,150	9,187,150	0	0	0	0	0	0
Alocari de sume din PNRR aferente componentei împrumuturi (cod 42.02.89.01 la 42.02.89.03)	420289	40,700,000	21,400,000	349,548	0	349,548	322,308	0	27,240
Fonduri din împrumut rambursabil	42028901	34,840,260	18,151,260	296,103	0	296,103	270,847	0	25,256
Sume aferente TVA	42028903	5,859,740	3,248,740	53,445	0	53,445	51,461	0	1,984
Subventii de la alte administratii (cod 43.02.31+43.02.39+43.02.44+43.02.47+43.02.48+43.02.49)	4302	4,767,000	3,767,000	0	0	0	0	0	0
Sume alocate din sumele obtinute în urma scoaterii la licitatie a certificatelor de emisii de gaze cu efect de ser? pentru finan?area proiectelor de investitii	430244	4,767,000	3,767,000	0	0	0	0	0	0
Alte sume primite de la UE (cod 46.02.03+04+05)	4602	0	0	33,488	0	33,488	19,818	0	13,670
Alte sume primite din fonduri de la Uniunea Europeana pentru programele operationale finantate din cadrul financiar 2014-2020	460204	0	0	33,488	0	33,488	19,818	0	13,670
Sume primite de la UE/alti donatori în contul platilor efectuate si prefinantari aferente cadrului financiar 2014-2020 (cod 48.02.01 la 48.02.05+48.02.11+48.02.12+48.02.15+48.02.19)	4802	68,971,500	50,135,910	33,277,830	6,169,941	27,107,889	23,131,567	0	10,146,263
Fondul European de Dezvoltare Regionala (FEDR) (cod 48.02.01.01 la 48.02.01.03)	480201	68,971,500	50,135,910	33,277,830	6,169,941	27,107,889	23,131,567	0	10,146,263
Sume primite în contul platilor efectuate în anul curent	48020101	47,471,500	33,651,210	16,600,073	6,133,185	10,466,888	6,550,236	0	10,049,837

160

A	B	1	2	3=4+5	4	5	6	7	8=3-6-7
Sume primite în contul platilor efectuate în anii anteriori	48020102	3,500,000	2,767,000	1,401,262	36,756	1,364,506	1,304,836	0	96,426
Prefinanțare	48020103	18,000,000	13,717,700	15,276,495	0	15,276,495	15,276,495	0	0

Conducatorul institutiei

Conducatorul compartimentului
financiar-contabil



A handwritten signature or mark, possibly a stylized 'S' or 'C', located below the signature line for the financial-accounting department.

Anexa 13

CONTUL DE EXECUTIE A BUGETULUI LOCAL- CHELTUIELI

la data de 30.09.2023

Cod 21

-lei-

Denumirea indicatorilor *)	Cod indicator	Credite de angajament		Credite bugetare		Angajamente bugetare	Angajamente legale	Plati efectuate	Angajamente legale de platit	Cheltuieli efective
		Aprobate la finele perioadei de raportare	Trimestriale cumulate	Aprobate la finele perioadei de raportare	Trimestriale cumulate					
A	B	1	2	3	4	5	6	7	8=6-7	9
TOTAL CHELTUIELI (cod 50.02+59.02+63.02+70.02+74.02+79.02)	4902	219,354,770	176,385,180	408,659,330	337,555,510	326,556,617	335,935,617	182,279,136	153,656,481	156,321,465
Partea I-a SERVICII PUBLICE GENERALE (cod 51.02+54.02+55.02+56.02)	5002	4,112,630	4,112,630	49,149,020	42,112,660	40,556,293	40,556,293	29,860,474	10,695,819	32,822,722
Autoritati publice si actiuni externe (cod 51.02.01)	5102	3,497,630	3,497,630	34,484,190	30,404,130	29,297,763	29,297,763	21,521,579	7,776,184	24,594,100
Autoritati executive si legislative (cod 51.02.01.03)	510201	3,497,630	3,497,630	34,484,190	30,404,130	29,297,763	29,297,763	21,521,579	7,776,184	24,594,100
Autoritati executive	51020103	3,497,630	3,497,630	34,484,190	30,404,130	29,297,763	29,297,763	21,521,579	7,776,184	24,594,100
Alte servicii publice generale (cod 54.02.05 la 54.02.07+54.02.10+54.02.50)	5402	615,000	615,000	5,581,000	4,912,530	4,462,530	4,462,530	3,115,268	1,347,262	3,005,277
Fond de rezerva bugetara la dispozitia autoritatilor locale	540205	0	0	450,000	450,000	0	0	0	0	0
Servicii publice comunitare de evidenta a persoanelor	540210	105,000	105,000	1,984,000	1,580,150	1,580,150	1,580,150	1,336,559	243,591	1,287,258
Alte servicii publice generale	540250	510,000	510,000	3,147,000	2,882,380	2,882,380	2,882,380	1,778,709	1,103,671	1,718,019
Tranzactii privind datoria publica si imprumuturi	5502	0	0	9,083,830	6,796,000	6,796,000	6,796,000	5,223,627	1,572,373	5,223,345
Partea a II-a APARARE, ORDINE PUBLICA SI SIGURANTA NATIONALA (60.02+61.02)	5902	0	0	7,069,000	5,655,490	5,620,029	5,620,029	5,117,484	502,545	5,255,915
Ordine publica si siguranta nationala (cod 61.02.03 +61.02.05+61.02.50)	6102	0	0	7,069,000	5,655,490	5,620,029	5,620,029	5,117,484	502,545	5,255,915
Ordine publica (cod 61.02.03.04)	610203	0	0	7,009,000	5,595,490	5,560,029	5,560,029	5,114,765	445,264	5,252,527
Politie locala	61020304	0	0	7,009,000	5,595,490	5,560,029	5,560,029	5,114,765	445,264	5,252,527
Protectie civila si protectia contra incendiilor (protectie civila nonmilitara)	610205	0	0	60,000	60,000	60,000	60,000	2,719	57,281	3,388
Partea a III-a CHELTUIELI SOCIAL-CULTURALE(cod	6302	58,248,170	25,048,170	139,747,900	95,873,330	86,466,265	95,845,265	66,530,029	29,315,236	74,496,144

A	B	1	2	3	4	5	6	7	8=6-7	9
65.02+66.02+67.02+68.02)										
Invatamant (cod 65.02.03 la 65.02.05+65.02.07+65.02.11+65.02.12+65.02.13+65.02.50)	6502	54,475,610	21,875,610	75,157,970	39,412,170	39,392,159	39,392,159	15,740,635	23,651,524	21,721,850
Invatamant prescolar si primar (cod 65.02.03.01+65.02.03.02)	650203	0	0	3,414,590	3,039,790	3,039,449	3,039,449	2,520,684	518,765	2,575,024
Invatamant prescolar	65020301	0	0	3,414,590	3,039,790	3,039,449	3,039,449	2,520,684	518,765	2,575,024
Invatamant secundar (cod 65.02.04.01 la 65.02.04.03)	650204	563,340	563,340	16,875,380	14,265,980	14,265,980	14,265,980	11,084,848	3,181,132	12,087,190
Invatamant secundar inferior	65020401	429,140	429,140	7,085,750	5,881,850	5,881,850	5,881,850	4,709,856	1,171,994	4,764,925
Invatamant secundar superior	65020402	134,200	134,200	9,789,630	8,384,130	8,384,130	8,384,130	6,374,992	2,009,138	7,322,261
Invatamant anteprescolar	650213	50,000	50,000	945,940	784,340	784,340	784,340	580,670	203,670	527,486
Alte cheltuieli in domeniul invatamantului	650250	53,862,270	21,262,270	53,922,060	21,322,060	21,302,390	21,302,390	1,554,433	19,747,957	6,532,150
Sanatate (cod 66.02.06+66.02.08+66.02.50)	6602	0	0	3,890,960	3,134,520	3,134,520	3,134,520	1,933,789	1,200,731	1,948,512
Servicii de sanatate publica	660208	0	0	3,890,960	3,134,520	3,134,520	3,134,520	1,933,789	1,200,731	1,948,512
Cultura, recreere si religie (cod 67.02.03+67.02.05+67.02.06+67.02.50)	6702	3,162,560	2,562,560	26,889,560	24,887,380	24,887,380	24,887,380	21,905,137	2,982,243	23,394,605
Servicii culturale (cod 67.02.03.02 la 67.02.03.08+67.02.03.12+67.02.03.30)	670203	136,230	136,230	5,233,230	4,143,050	4,143,050	4,143,050	4,005,190	137,860	3,859,760
Case de cultura	67020306	0	0	3,832,000	2,956,320	2,956,320	2,956,320	2,956,320	0	2,956,320
Alte servicii culturale	67020330	136,230	136,230	1,401,230	1,186,730	1,186,730	1,186,730	1,048,870	137,860	903,440
Servicii recreative si sportive (cod 67.02.05.01 la 67.02.05.03)	670205	2,889,440	2,289,440	21,469,440	20,557,440	20,557,440	20,557,440	17,870,122	2,687,318	18,267,111
Sport	67020501	2,397,000	1,797,000	12,217,000	11,305,000	11,305,000	11,305,000	9,464,388	1,840,612	9,861,377
Intretinere gradini publice, parcuri, zone verzi, baze sportive si agrement	67020503	492,440	492,440	9,252,440	9,252,440	9,252,440	9,252,440	8,405,734	846,706	8,405,734
Alte servicii in domeniile culturii, recreerii si religiei	670250	136,890	136,890	186,890	186,890	186,890	186,890	29,825	157,065	1,267,734
Asigurari si asistenta sociala (cod 68.02.04 la 68.02.06+68.02.10+68.02.12+68.02.15+68.02.50)	6802	610,000	610,000	33,809,410	28,439,260	19,052,206	28,431,206	26,950,468	1,480,738	27,431,177
Asistenta sociala in caz de boli si invaliditati (cod 68.02.05.02)	680205	0	0	20,394,000	17,378,750	17,378,750	17,378,750	17,111,151	267,599	17,515,665
Asistenta sociala in caz de invaliditate	68020502	0	0	20,394,000	17,378,750	17,378,750	17,378,750	17,111,151	267,599	17,515,665
Ajutoare pentru locuinte	680210	0	0	21,410	21,410	21,410	21,410	18,988	2,422	14,148
Alte cheltuieli in domeniul asigurarilor si asistentei sociale (cod 68.02.50.50)	680250	610,000	610,000	13,394,000	11,039,100	1,652,046	11,031,046	9,820,329	1,210,717	9,901,364
Alte cheltuieli in domeniul asistentei sociale	68025050	610,000	610,000	13,394,000	11,039,100	1,652,046	11,031,046	9,820,329	1,210,717	9,901,364
Partea a IV-a SERVICII SI DEZVOLTARE PUBLICA, LOCUINTE, MEDIU SI APE (cod 70.02+74.02)	6902	44,619,070	39,849,480	74,741,510	65,662,130	65,662,130	65,662,130	40,808,526	24,853,604	16,436,746
Locuinte, servicii si dezvoltare publica (cod 70.02.03+70.02.05)	7002	44,070,840	39,301,250	61,648,930	52,627,900	52,627,900	52,627,900	30,242,981	22,384,919	5,871,201

157

A	B	1	2	3	4	5	6	7	8=6-7	9
la 70.02.07+70.02.50)										
Locuinte (cod 70.02.03.01+70.02.03.30)	700203	762,000	762,000	762,000	762,000	762,000	762,000	622,151	139,849	1,031,545
Alte cheltuieli in domeniul locuintelor	70020330	762,000	762,000	762,000	762,000	762,000	762,000	622,151	139,849	1,031,545
Iluminat public si electrificari rurale	700206	22,576,960	17,807,370	25,426,960	20,157,370	20,157,370	20,157,370	13,145,449	7,011,921	1,949,105
Alte servicii in domeniul locuintelor, serviciilor si dezvoltarii comunale	700250	20,731,880	20,731,880	35,459,970	31,708,530	31,708,530	31,708,530	16,475,381	15,233,149	2,890,551
Protectia mediului (cod 74.02.03+74.02.05+74.02.06+74.02.50)	7402	548,230	548,230	13,092,580	13,034,230	13,034,230	13,034,230	10,565,545	2,468,685	10,565,545
Salubritate si gestiunea deseurilor (cod 74.02.05.01+74.02.05.02)	740205	548,230	548,230	13,092,580	13,034,230	13,034,230	13,034,230	10,565,545	2,468,685	10,565,545
Salubritate	74020501	548,230	548,230	13,092,580	13,034,230	13,034,230	13,034,230	10,565,545	2,468,685	10,565,545
Partea a V-a ACTIUNI ECONOMICE (80.02+81.02+83.02+84.02+87.02)	7902	112,374,900	107,374,900	137,951,900	128,251,900	128,251,900	128,251,900	39,962,623	88,289,277	27,309,936
Agricultura, silvicultura, piscicultura si vanatoare (cod 83.02.03)	8302	120,000	120,000	1,000,000	800,000	800,000	800,000	644,718	155,282	619,913
Alte cheltuieli in domeniul agriculturii, silviculturii, pisciculturii si vanatoriei	830250	120,000	120,000	1,000,000	800,000	800,000	800,000	644,718	155,282	619,913
Transporturi (cod 84.02.03+84.02.04+84.02.06+84.02.50)	8402	112,254,900	107,254,900	136,951,900	127,451,900	127,451,900	127,451,900	39,317,905	88,133,995	26,690,025
Transport rutier (cod 84.02.03.01 la 84.02.03.03)	840203	112,254,900	107,254,900	136,951,900	127,451,900	127,451,900	127,451,900	39,317,905	88,133,995	26,690,025
Transport in comun	84020302	37,110,000	37,110,000	57,510,000	53,010,000	53,010,000	53,010,000	15,901,547	37,108,453	19,037,740
Strazi	84020303	75,144,900	70,144,900	79,441,900	74,441,900	74,441,900	74,441,900	23,416,358	51,025,542	7,652,285
CHELTUIELILE SECTIUNII DE FUNCTIONARE (cod 50.02+59.02+63.02+70.02+74.02+79.02)	4902	0	0	189,304,560	161,170,330	150,171,437	159,550,437	140,466,609	19,083,828	138,434,252
Partea I-a SERVICII PUBLICE GENERALE (cod 51.02+54.02+55.02+56.02)	5002	0	0	45,036,390	38,000,030	36,443,663	36,443,663	29,180,197	7,263,466	30,594,149
Autoritati publice si actiuni externe (cod 51.02.01)	5102	0	0	30,986,560	26,906,500	25,800,133	25,800,133	20,932,940	4,867,193	22,366,780
Autoritati executive si legislative (cod 51.02.01.03)	510201	0	0	30,986,560	26,906,500	25,800,133	25,800,133	20,932,940	4,867,193	22,366,780
Autoritati executive	51020103	0	0	30,986,560	26,906,500	25,800,133	25,800,133	20,932,940	4,867,193	22,366,780
Alte servicii publice generale (cod 54.02.05 la 54.02.07+54.02.10+54.02.50)	5402	0	0	4,966,000	4,297,530	3,847,530	3,847,530	3,023,630	823,900	3,004,024
Fond de rezerva bugetara la dispozitia autoritatilor locale	540205	0	0	450,000	450,000	0	0	0	0	0
Servicii publice comunitare de evidenta a persoanelor	540210	0	0	1,879,000	1,475,150	1,475,150	1,475,150	1,281,874	193,276	1,287,256
Alte servicii publice generale	540250	0	0	2,637,000	2,372,380	2,372,380	2,372,380	1,741,756	630,624	1,716,766
Tranzactii privind datoria publica si imprumuturi	5502	0	0	9,083,830	6,796,000	6,796,000	6,796,000	5,223,627	1,572,373	5,223,345
Partea a II-a APARARE, ORDINE PUBLICA SI SIGURANTA NATIONALA (60.02+61.02)	5902	0	0	7,069,000	5,655,490	5,620,029	5,620,029	5,117,484	502,545	5,229,691

A	B	1	2	3	4	5	6	7	8=6-7	9
Ordine publica si siguranta nationala (cod 61.02.03+61.02.05+61.02.50)	6102	0	0	7,069,000	5,655,490	5,620,029	5,620,029	5,117,484	502,545	5,229,691
Ordine publica (cod 61.02.03.04)	610203	0	0	7,009,000	5,595,490	5,560,029	5,560,029	5,114,765	445,264	5,226,303
Politie locala	61020304	0	0	7,009,000	5,595,490	5,560,029	5,560,029	5,114,765	445,264	5,226,303
Protectie civila si protectia contra incendiilor (protectie civila nonmilitara)	610205	0	0	60,000	60,000	60,000	60,000	2,719	57,281	3,388
Partea a III-a CHELTUIELI SOCIAL-CULTURALE(cod 65.02+66.02+67.02+68.02)	6302	0	0	81,499,730	70,825,160	61,418,095	70,797,095	63,477,770	7,319,325	63,922,512
Invatamant (cod 65.02.03 la 65.02.05+65.02.07+65.02.11+65.02.12+65.02.13+65.02.50)	6502	0	0	20,682,360	17,536,560	17,516,549	17,516,549	13,846,971	3,669,578	13,782,516
Invatamant prescolar si primar (cod 65.02.03.01+65.02.03.02)	650203	0	0	3,414,590	3,039,790	3,039,449	3,039,449	2,520,684	518,765	2,499,503
Invatamant prescolar	65020301	0	0	3,414,590	3,039,790	3,039,449	3,039,449	2,520,684	518,765	2,499,503
Invatamant secundar (cod 65.02.04.01 la 65.02.04.03)	650204	0	0	16,312,040	13,702,640	13,702,640	13,702,640	10,772,770	2,929,870	10,744,180
Invatamant secundar inferior	65020401	0	0	6,656,610	5,452,710	5,452,710	5,452,710	4,415,801	1,036,909	4,306,928
Invatamant secundar superior	65020402	0	0	9,655,430	8,249,930	8,249,930	8,249,930	6,356,969	1,892,961	6,437,252
Invatamant anteprescolar	650213	0	0	895,940	734,340	734,340	734,340	531,069	203,271	516,385
Alte cheltuieli in domeniul invatamantului	650250	0	0	59,790	59,790	40,120	40,120	22,448	17,672	22,448
Sanatate (cod 66.02.06+66.02.08+66.02.50)	6602	0	0	3,890,960	3,134,520	3,134,520	3,134,520	1,933,789	1,200,731	1,945,326
Servicii de sanatate publica	660208	0	0	3,890,960	3,134,520	3,134,520	3,134,520	1,933,789	1,200,731	1,945,326
Cultura, recreere si religie (cod 67.02.03+67.02.05+67.02.06+67.02.50)	6702	0	0	23,727,000	22,324,820	22,324,820	22,324,820	20,847,229	1,477,591	20,809,447
Servicii culturale (cod 67.02.03.02 la 67.02.03.08+67.02.03.12+67.02.03.30)	670203	0	0	5,097,000	4,006,820	4,006,820	4,006,820	3,870,105	136,715	3,835,633
Case de cultura	67020306	0	0	3,832,000	2,956,320	2,956,320	2,956,320	2,956,320	0	2,956,320
Alte servicii culturale	67020330	0	0	1,265,000	1,050,500	1,050,500	1,050,500	913,785	136,715	879,313
Servicii recreative si sportive (cod 67.02.05.01 la 67.02.05.03)	670205	0	0	18,580,000	18,268,000	18,268,000	18,268,000	16,968,124	1,299,876	16,973,814
Sport	67020501	0	0	9,820,000	9,508,000	9,508,000	9,508,000	8,562,390	945,610	8,568,080
Intretinere gradini publice, parcuri, zone verzi, baze sportive si de agrement	67020503	0	0	8,760,000	8,760,000	8,760,000	8,760,000	8,405,734	354,266	8,405,734
Alte servicii in domeniile culturii, recreerii si religiei	670250	0	0	50,000	50,000	50,000	50,000	9,000	41,000	0
Asigurari si asistenta sociala (cod 68.02.04 la 68.02.06 +68.02.10+68.02.12+68.02.15+68.02.50)	6802	0	0	33,199,410	27,829,260	18,442,206	27,821,206	26,849,781	971,425	27,385,223
Asistenta sociala in caz de boli si invaliditati (cod 68.02.05.02)	680205	0	0	20,394,000	17,378,750	17,378,750	17,378,750	17,111,151	267,599	17,515,665
Asistenta sociala in caz de invaliditate	68020502	0	0	20,394,000	17,378,750	17,378,750	17,378,750	17,111,151	267,599	17,515,665

A	B	1	2	3	4	5	6	7	8=6-7	9
Ajutoare pentru locuinte	680210	0	0	21,410	21,410	21,410	21,410	18,988	2,422	14,148
Alte cheltuieli în domeniul asigurarilor si asistentei sociale (cod 68.02.50.50)	680250	0	0	12,784,000	10,429,100	1,042,046	10,421,046	9,719,642	701,404	9,855,410
Alte cheltuieli în domeniul asistentei sociale	68025050	0	0	12,784,000	10,429,100	1,042,046	10,421,046	9,719,642	701,404	9,855,410
Partea a IV-a SERVICII SI DEZVOLTARE PUBLICA, LOCUINTE, MEDIU SI APE (cod 70.02+74.02)	6902	0	0	30,122,440	25,812,650	25,812,650	25,812,650	22,457,208	3,355,442	15,297,846
Locuinte, servicii si dezvoltare publica (cod 70.02.03+70.02.05 la 70.02.07+70.02.50)	7002	0	0	17,578,090	13,326,650	13,326,650	13,326,650	11,891,663	1,434,987	4,732,301
Iluminat public si electrificari rurale	700206	0	0	2,850,000	2,350,000	2,350,000	2,350,000	1,900,140	449,860	1,949,105
Alte servicii in domeniul locuintelor, serviciilor si dezvoltarii comunale	700250	0	0	14,728,090	10,976,650	10,976,650	10,976,650	9,991,523	985,127	2,783,196
Protectia mediului (cod 74.02.03+74.02.05+74.02.06+74.02.50)	7402	0	0	12,544,350	12,486,000	12,486,000	12,486,000	10,565,545	1,920,455	10,565,545
Salubritate si gestiunea deseurilor (cod 74.02.05.01+74.02.05.02)	740205	0	0	12,544,350	12,486,000	12,486,000	12,486,000	10,565,545	1,920,455	10,565,545
Salubritate	74020501	0	0	12,544,350	12,486,000	12,486,000	12,486,000	10,565,545	1,920,455	10,565,545
Partea a V-a ACTIUNI ECONOMICE (80.02+81.02+83.02+84.02+87.02)	7902	0	0	25,577,000	20,877,000	20,877,000	20,877,000	20,233,950	643,050	23,390,054
Agricultura, silvicultura, piscicultura si vanatoare (cod 83.02.03)	8302	0	0	880,000	680,000	680,000	680,000	605,713	74,287	619,913
Alte cheltuieli în domeniul agriculturii, silviculturii, pisciculturii si vânătorii	830250	0	0	880,000	680,000	680,000	680,000	605,713	74,287	619,913
Transporturi (cod 84.02.03+84.02.04+84.02.06+84.02.50)	8402	0	0	24,697,000	20,197,000	20,197,000	20,197,000	19,628,237	568,763	22,770,141
Transport rutier (cod 84.02.03.01 la cod 84.02.03.03)	840203	0	0	24,697,000	20,197,000	20,197,000	20,197,000	19,628,237	568,763	22,770,141
Transport in comun	84020302	0	0	20,400,000	15,900,000	15,900,000	15,900,000	15,900,000	0	19,041,904
Strazi	84020303	0	0	4,297,000	4,297,000	4,297,000	4,297,000	3,728,237	568,763	3,728,237
CHELTUIELILE SECTIUNII DE DEZVOLTARE (cod 50.02+59.02+63.02+70.02+74.02+79.02)	4902	219,354,770	176,385,180	219,354,770	176,385,180	176,385,180	176,385,180	41,812,527	134,572,653	17,887,213
Partea I-a SERVICII PUBLICE GENERALE (cod 51.02+54.02)	5002	4,112,630	4,112,630	4,112,630	4,112,630	4,112,630	4,112,630	680,277	3,432,353	2,228,573
Autoritati publice si actiuni externe (cod 51.02.01)	5102	3,497,630	3,497,630	3,497,630	3,497,630	3,497,630	3,497,630	588,639	2,908,991	2,227,320
Autoritati executive si legislative (cod 51.02.01.03)	510201	3,497,630	3,497,630	3,497,630	3,497,630	3,497,630	3,497,630	588,639	2,908,991	2,227,320
Autoritati executive	51020103	3,497,630	3,497,630	3,497,630	3,497,630	3,497,630	3,497,630	588,639	2,908,991	2,227,320
Alte servicii publice generale (cod 54.02.05 la 54.02.07+54.02.10+54.02.50)	5402	615,000	615,000	615,000	615,000	615,000	615,000	91,638	523,362	1,253
Servicii publice comunitare de evidenta a persoanelor	540210	105,000	105,000	105,000	105,000	105,000	105,000	54,685	50,315	0
Alte servicii publice generale	540250	510,000	510,000	510,000	510,000	510,000	510,000	36,953	473,047	1,253


13

A	B	1	2	3	4	5	6	7	8=6-7	9
Partea a II-a APARARE, ORDINE PUBLICA SI SIGURANTA NATIONALA (60.02+61.02)	5902	0	0	0	0	0	0	0	0	26,224
Ordine publica si siguranta nationala (cod 61.02.03+61.02.05+61.02.50)	6102	0	0	0	0	0	0	0	0	26,224
Ordine publica (cod 61.02.03.04)	610203	0	0	0	0	0	0	0	0	26,224
Politie locala	61020304	0	0	0	0	0	0	0	0	26,224
Partea a III-a CHELTUIELI SOCIAL-CULTURALE (cod 65.02+66.02+67.02+68.02)	6302	58,248,170	25,048,170	58,248,170	25,048,170	25,048,170	25,048,170	3,052,259	21,995,911	10,573,632
Invatamant (cod 65.02.03 la 65.02.05+65.02.07+65.02.11+65.02.13+65.02.50)	6502	54,475,610	21,875,610	54,475,610	21,875,610	21,875,610	21,875,610	1,893,664	19,981,946	7,939,334
Invatamant prescolar si primar (cod 65.02.03.01+65.02.03.02)	650203	0	0	0	0	0	0	0	0	75,521
Invatamant prescolar	65020301	0	0	0	0	0	0	0	0	75,521
Invatamant secundar (cod 65.02.04.01 la 65.02.04.03)	650204	563,340	563,340	563,340	563,340	563,340	563,340	312,078	251,262	1,343,010
Invatamant secundar inferior	65020401	429,140	429,140	429,140	429,140	429,140	429,140	294,055	135,085	458,001
Invatamant secundar superior	65020402	134,200	134,200	134,200	134,200	134,200	134,200	18,023	116,177	885,009
Invatamant anteprescolar	650213	50,000	50,000	50,000	50,000	50,000	50,000	49,601	399	11,101
Alte cheltuieli in domeniul invatamantului	650250	53,862,270	21,262,270	53,862,270	21,262,270	21,262,270	21,262,270	1,531,985	19,730,285	6,509,702
Sanatate (cod 66.02.06+66.02.08+66.02.50)	6602	0	0	0	0	0	0	0	0	3,186
Servicii de sanatate publica	660208	0	0	0	0	0	0	0	0	3,186
Cultura, recreere si religie (cod 67.02.03+67.02.05+67.02.06+67.02.50)	6702	3,162,560	2,562,560	3,162,560	2,562,560	2,562,560	2,562,560	1,057,908	1,504,652	2,585,156
Servicii culturale (cod 67.02.03.02 la 67.02.03.08+67.02.03.12+67.02.03.30)	670203	136,230	136,230	136,230	136,230	136,230	136,230	135,085	1,145	24,127
Alte servicii culturale	67020330	136,230	136,230	136,230	136,230	136,230	136,230	135,085	1,145	24,127
Servicii recreative si sportive (cod 67.02.05.01 la 67.02.05.03)	670205	2,889,440	2,289,440	2,889,440	2,289,440	2,289,440	2,289,440	901,998	1,387,442	1,293,297
Sport	67020501	2,397,000	1,797,000	2,397,000	1,797,000	1,797,000	1,797,000	901,998	895,002	1,293,297
Intretinere gradini publice, parcuri, zone verzi, baze sportive si de agrement	67020503	492,440	492,440	492,440	492,440	492,440	492,440	0	492,440	0
Alte servicii in domeniile culturii, recreerii si religiei	670250	136,890	136,890	136,890	136,890	136,890	136,890	20,825	116,065	1,267,734
Asigurari si asistenta sociala (cod 68.02.04 la 68.02.06+68.02.10+68.02.12+68.02.15+68.02.50)	6802	610,000	610,000	610,000	610,000	610,000	610,000	100,687	509,313	45,954
Alte cheltuieli in domeniul asigurarilor si asistentei sociale (cod 68.02.50.50)	680250	610,000	610,000	610,000	610,000	610,000	610,000	100,687	509,313	45,954
Alte cheltuieli in domeniul asistentei sociale	68025050	610,000	610,000	610,000	610,000	610,000	610,000	100,687	509,313	45,954

A	B	1	2	3	4	5	6	7	8=6-7	9
Partea a IV-a SERVICII SI DEZVOLTARE PUBLICA, LOCUINTE, MEDIU SI APE (cod 70.02+74.02)	6902	44,619,070	39,849,480	44,619,070	39,849,480	39,849,480	39,849,480	18,351,318	21,498,162	1,138,900
Locuinte, servicii si dezvoltare publica (cod 70.02.03+70.02.05 la 70.02.07+70.02.50)	7002	44,070,840	39,301,250	44,070,840	39,301,250	39,301,250	39,301,250	18,351,318	20,949,932	1,138,900
Locuinte (cod 70.02.03.01+70.02.03.30)	700203	762,000	762,000	762,000	762,000	762,000	762,000	622,151	139,849	1,031,545
Alte cheltuieli in domeniul locuintelor	70020330	762,000	762,000	762,000	762,000	762,000	762,000	622,151	139,849	1,031,545
Iluminat public si electrificari rurale	700206	22,576,960	17,807,370	22,576,960	17,807,370	17,807,370	17,807,370	11,245,309	6,562,061	0
Alte servicii in domeniul locuintelor, serviciilor si dezvoltarii comunale	700250	20,731,880	20,731,880	20,731,880	20,731,880	20,731,880	20,731,880	6,483,858	14,248,022	107,355
Protectia mediului (cod 74.02.03+74.02.05+74.02.06+74.02.50)	7402	548,230	548,230	548,230	548,230	548,230	548,230	0	548,230	0
Salubritate si gestiunea deseurilor (cod 74.02.05.01+74.02.05.02)	740205	548,230	548,230	548,230	548,230	548,230	548,230	0	548,230	0
Salubritate	74020501	548,230	548,230	548,230	548,230	548,230	548,230	0	548,230	0
Partea aV-a ACTIUNI ECONOMICE (80.02+81.02+83.02+84.02+87.02)	7902	112,374,900	107,374,900	112,374,900	107,374,900	107,374,900	107,374,900	19,728,673	87,646,227	3,919,884
Agricultura, silvicultura, piscicultura si vanatoare (cod 83.02.03)	8302	120,000	120,000	120,000	120,000	120,000	120,000	39,005	80,995	0
Alte cheltuieli in domeniul agriculturii, silviculturii, pisciculturii si vanatorii	830250	120,000	120,000	120,000	120,000	120,000	120,000	39,005	80,995	0
Transporturi (cod 84.02.03+84.02.06+84.02.50)	8402	112,254,900	107,254,900	112,254,900	107,254,900	107,254,900	107,254,900	19,689,668	87,565,232	3,919,884
Transport rutier (cod 84.02.03.01 la 84.02.03.03)	840203	112,254,900	107,254,900	112,254,900	107,254,900	107,254,900	107,254,900	19,689,668	87,565,232	3,919,884
Transport in comun	84020302	37,110,000	37,110,000	37,110,000	37,110,000	37,110,000	37,110,000	1,547	37,108,453	-4,164
Tranziti	84020303	75,144,900	70,144,900	75,144,900	70,144,900	70,144,900	70,144,900	19,688,121	50,456,779	3,924,048

Nota: Se detaliaza pe structura clasificatiei economice (Anexa 7)

Conducatorul institutiei



Excedent

Conducatorul compartimentului
financiar-contabil

27387.497

CONTUL DE EXECUTIE AL INSTITUTIILOR PUBLICE - CHELTUIELI

la data de 30.09.2023

Cod 21 a data 5002

Subcapitol

-lei-

DENUMIREA INDICATORILOR*)	Cod indicator	Credite de angajament		Credite bugetare		Angajamente bugetare	Angajamente legale	Plati efectuate	Angajamente legale de platit	Cheltuieli efective
		Aprobate la finele perioadei de raportare	Trimestriale cumulate	Aprobate la finele perioadei de raportare	Trimestriale cumulate					
A	B	1	2	3	4	5	6	7	8=6-7	9
TOTAL CHELTUIELI(SECTIUNEA DE FUNCTIONARE+SECTIUNEA DE DEZVOLTARE)		219,354,770	176,385,180	409,259,330	338,155,510	336,535,617	336,535,617	182,279,136	154,256,481	156,321,465
SECTIUNEA DE FUNCTIONARE (cod 01+79+85)				189,904,560	161,770,330	160,150,437	160,150,437	140,466,609	19,683,828	138,434,252
CHELTUIELI CURENTE (10+20+30+40+50+51SF+55SF+57+59)	01			179,194,020	153,808,680	153,339,010	153,339,010	134,303,676	19,035,334	138,434,252
TITLUL I CHELTUIELI DE PERSONAL (cod 10.01 la 10.03)	10			56,013,510	46,074,910	46,074,910	46,074,910	40,717,119	5,357,791	41,410,410
Cheltuieli salariale in bani (cod 10.01.01+10.01.03 la 10.01.17+10.01.29 +10.01.30)	1001			53,225,660	43,515,340	43,515,340	43,515,340	38,603,284	4,912,056	39,261,955
Salarii de baza	100101			49,338,170	40,351,160	40,351,160	40,351,160	36,166,846	4,184,314	36,822,860
Sporuri pentru conditii de munca	100105			337,000	266,000	266,000	266,000	205,722	60,278	208,419
Alte sporuri	100106			528,740	412,160	412,160	412,160	255,673	156,487	257,206
Indemnizatii platite unor persoane din afara unitatii	100112			438,820	384,450	384,450	384,450	334,829	49,621	337,146
Drepturi de delegare	100113			14,150	12,230	12,230	12,230	3,323	8,907	3,323
Indemnizatii de hrana	100117			2,542,140	2,062,700	2,062,700	2,062,700	1,618,059	444,641	1,614,160
Alte drepturi salariale in bani	100130			26,640	26,640	26,640	26,640	18,832	7,808	18,841
Cheltuieli salariale in natura (cod 10.02.01 la 10.02.06+10.02.30)	1002			1,575,750	1,541,000	1,541,000	1,541,000	1,246,817	294,183	1,269,567
Norme de hrana	100202			280,000	280,000	280,000	280,000	179,889	100,111	202,639
Transportul la si de la locul de munca	100205			260,500	225,750	225,750	225,750	122,984	102,766	122,984
Vouchere de vacanta	100206			1,035,250	1,035,250	1,035,250	1,035,250	943,944	91,306	943,944
Contributii (cod 10.03.01 la 10.03.08)	1003			1,212,100	1,018,570	1,018,570	1,018,570	867,018	151,552	878,888
Contributii de asigurari sociale de stat	100301			400	400	400	400	396	4	396

159

A	B	1	2	3	4	5	6	7	8=6-7	9
Contributii de asigurari de somaj	100302			20	20	20	20	13	7	13
Contributii de asigurari sociale de sanatate	100303			140	140	140	140	130	10	130
Contributii de asigurari pentru accidente de munca si boli profesionale	100304			10	10	10	10	4	6	4
Contributii pentru concedii si indemnizatii	100306			30	30	30	30	21	9	21
Contributia asiguratorie pentru munca	100307			1,210,500	1,016,970	1,016,970	1,016,970	866,247	150,723	878,117
Contributii platite de angajator in numele angajatului	100308			1,000	1,000	1,000	1,000	207	793	207
TITLUL II BUNURI SI SERVICII (cod 20.01 la 20.06+20.09 la 20.16+20.18 la 20.25+20.27+20.30)	20			53,510,270	50,111,360	50,091,690	50,091,690	41,354,796	8,736,894	41,286,478
Bunuri si servicii (cod 20.01.01 la 20.01.09+20.01.30)	2001			35,922,410	34,016,350	33,996,680	33,996,680	29,185,500	4,811,180	29,226,028
Furnituri de birou	200101			956,660	859,510	859,510	859,510	420,017	439,493	439,232
Materiale pentru curatenie	200102			490,450	418,450	418,450	418,450	279,585	138,865	313,733
Incalzit, iluminat si forta motrica	200103			8,856,170	7,948,170	7,948,170	7,948,170	6,729,131	1,219,039	6,673,242
Apa, canal si salubritate	200104			866,420	798,570	798,570	798,570	625,120	173,450	620,002
Carburanti si lubrifianti	200105			155,400	132,410	132,410	132,410	93,565	38,845	97,592
Piese de schimb	200106			68,000	56,000	56,000	56,000	26,856	29,144	26,856
Transport	200107			79,860	79,860	79,860	79,860	62,945	16,915	62,945
Posta, telecomunicatii, radio, tv, internet	200108			835,480	745,180	745,180	745,180	447,638	297,542	444,670
Materiale si prestari de servicii cu caracter functional	200109			668,840	546,320	546,320	546,320	483,627	62,693	498,907
Alte bunuri si servicii pentru intretinere si functionare	200130			22,945,130	22,431,880	22,412,210	22,412,210	20,017,016	2,395,194	20,048,849
Reparatii curente	2002			5,551,870	5,547,370	5,547,370	5,547,370	4,438,795	1,108,575	4,440,728
Muntenintina (cod 20.03.01+20.03.02)	2003			1,322,000	1,222,000	1,222,000	1,222,000	1,037,491	184,509	1,094,227
Hrana pentru oameni	200301			1,322,000	1,222,000	1,222,000	1,222,000	1,037,491	184,509	1,094,227
Medicamente si materiale sanitare (cod 20.04.01 la 20.04.04)	2004			56,480	56,480	56,480	56,480	32,573	23,907	33,816
Medicamente	200401			29,550	29,550	29,550	29,550	15,684	13,866	15,839
Materiale sanitare	200402			24,930	24,930	24,930	24,930	14,940	9,990	16,082
Dezinfectanti	200404			2,000	2,000	2,000	2,000	1,949	51	1,895
Bunuri de natura obiectelor de inventar (cod 20.05.01+20.05.03+20.05.30)	2005			1,040,480	1,009,480	1,009,480	1,009,480	757,333	252,147	593,941
Uniforme si echipament	200501			42,900	42,900	42,900	42,900	30,440	12,460	18,418
Lenjerie si accesorii de pat	200503			4,000	4,000	4,000	4,000		4,000	1,388
Alte obiecte de inventar	200530			993,580	962,580	962,580	962,580	726,893	235,687	574,135
Deplasari, detasari, transferari (cod 20.06.01+20.06.02)	2006			101,960	100,460	100,460	100,460	46,842	53,618	49,282

150

A	B	1	2	3	4	5	6	7	8=6-7	9
Deplasari interne, detasari, transferari	200601			91,960	90,460	90,460	90,460	46,842	43,618	49,243
Deplasari in strainatate	200602			10,000	10,000	10,000	10,000		10,000	39
Materiale de laborator	2009			1,500	1,500	1,500	1,500	432	1,068	
Carti, publicatii si materiale documentare	2011			72,930	53,330	53,330	53,330	20,870	32,460	12,523
Pregatire profesionala	2013			196,280	178,280	178,280	178,280	76,268	102,012	83,918
Protectia muncii	2014			69,200	56,000	56,000	56,000	29,004	26,996	31,364
Cheltuieli judiciare si extrajudiciare derivate din actiuni in reprezentarea intereselor statului, potrivit dispozitiilor legale	2025			143,000	142,750	142,750	142,750	66,693	76,057	64,982
Alte cheltuieli (cod 20.30.01 la 20.30.04+20.30.06+20.30.07+20.30.09+20.30.30)	2030			9,032,160	7,727,360	7,727,360	7,727,360	5,662,995	2,064,365	5,655,669
Reclama si publicitate	203001			79,500	79,500	79,500	79,500	51,777	27,723	46,372
Protocol si reprezentare	203002			21,500	21,500	21,500	21,500	13,262	8,238	13,262
Prime de asigurare non-viata	203003			14,000	12,000	12,000	12,000	8,976	3,024	8,976
Chirii	203004			120,000	90,000	90,000	90,000	85,884	4,116	85,884
Alte cheltuieli cu bunuri si servicii	203030			8,797,160	7,524,360	7,524,360	7,524,360	5,503,096	2,021,264	5,501,175
TITLUL III DOBANZI (cod 30.01 la 30.03)	30			9,083,830	6,796,000	6,796,000	6,796,000	5,223,627	1,572,373	5,223,345
Dobanzi aferente datoriei publice interne (cod 30.01.01+30.01.02)	3001			9,083,830	6,796,000	6,796,000	6,796,000	5,223,627	1,572,373	5,223,345
Dobanzi aferente creditelor interne garantate	300102			9,083,830	6,796,000	6,796,000	6,796,000	5,223,627	1,572,373	5,223,345
TITLUL IV SUBVENTII (cod 40.03+40.20+ 40.30)	40			20,436,000	15,936,000	15,936,000	15,936,000	15,923,907	12,093	19,065,811
Subventii pentru acoperirea diferentelor de pret si tarif	4003			20,400,000	15,900,000	15,900,000	15,900,000	15,900,000		19,041,904
Alte subventii	4030			36,000	36,000	36,000	36,000	23,907	12,093	23,907
TITLUL V FONDURI DE REZERVA (cod 50.04)	50			450,000	450,000					
Fond de rezerva bugetara la dispozitia autoritatilor locale	5004			450,000	450,000					
TITLUL VI TRANSFERURI INTRE UNITATI ALE ADMINISTRATIEI PUBLICE (cod 51.01) (cod 51.01)	51			12,937,000	11,800,760	11,800,760	11,800,760	10,766,487	1,034,273	10,766,487
Transferuri curente (cod 51.01.01+51.01.03+51.01.05+51.01.14+51.01.15+ 51.01.24 +51.01.26 +51.01.31+51.01.39+51.01.46+51.01.49+51.01.60+51.01.61+51.01.64)	5101			12,937,000	11,800,760	11,800,760	11,800,760	10,766,487	1,034,273	10,766,487
Transferuri catre institutii publice	510101			12,937,000	11,800,760	11,800,760	11,800,760	10,766,487	1,034,273	10,766,487
TITLUL VII ALTE TRANSFERURI (cod 55.01+ 55.02)	55			1,604,000	1,404,000	1,404,000	1,404,000	804,000	600,000	804,000
Transferuri interne (cod 55.01.18+55.01.46+55.01.63+55.01.65+55.01.73 + 55.01.84)	5501			1,604,000	1,404,000	1,404,000	1,404,000	804,000	600,000	804,000

179

A	B	1	2	3	4	5	6	7	8=6-7	9
Finantarea invatamantului particular sau confesional acreditat	550163			1,004,000	804,000	804,000	804,000	804,000		804,000
Sume reprezentand stimulenta pentru casarea autovehiculelor uzate	550184			600,000	600,000	600,000	600,000		600,000	
TITLUL IX ASISTENTA SOCIALA (cod 57.02)	57			15,402,410	13,693,910	13,693,910	13,693,910	13,099,371	594,539	13,463,352
Ajutoare sociale (cod 57.02.01 la 57.02.05)	5702			15,402,410	13,693,910	13,693,910	13,693,910	13,099,371	594,539	13,463,352
Ajutoare sociale in numerar	570201			15,381,410	13,672,910	13,672,910	13,672,910	13,083,336	589,574	13,447,317
Tichete de cresa si tichete sociale pentru gradinita	570203			21,000	21,000	21,000	21,000	16,035	4,965	16,035
TITLUL XI ALTE CHELTUIELI (cod 59.01+59.02+59.08+59.11+59.12+59.15+ 59.17+59.20+59.22+59.25+59.30+ 59.35+ 59.40+59.41)	59			9,757,000	7,541,740	7,541,740	7,541,740	6,414,369	1,127,371	6,414,369
Burse	5901			6,882,000	5,305,800	5,305,800	5,305,800	4,431,582	874,218	4,431,582
Asociatii si fundatii	5911			2,863,000	2,223,940	2,223,940	2,223,940	1,982,787	241,153	1,982,787
Sume aferente persoanelor cu handicap neincadrate	5940			12,000	12,000	12,000	12,000		12,000	
OPERATIUNI FINANCIARE (cod 80+81)	79			10,710,540	7,961,650	7,961,650	7,961,650	7,313,156	648,494	
TITLUL XIX RAMBURSARI DE CREDITE (cod 81.01+81.02+81.05)	81			10,710,540	7,961,650	7,961,650	7,961,650	7,313,156	648,494	
Rambursari de credite interne (cod 81.02.01+81.02.02+81.02.05)	8102			10,710,540	7,961,650	7,961,650	7,961,650	7,313,156	648,494	
Rambursari de credite aferente datoriei publice interne locale	810205			10,710,540	7,961,650	7,961,650	7,961,650	7,313,156		
TITLUL XXI PLATI EFECTUATE IN ANII PRECEDENTI SI RECUPERATE IN ANUL CURENT(85.01)	85F					-1,150,223	-1,150,223	-1,150,223		
Plati efectuate in anii precedenti si recuperate in anul curent (cod 85.01.01)	8501F					-1,150,223	-1,150,223	-1,150,223		
Plati efectuate in anii precedenti si recuperate in anul curent in sectiunea de functionare a bugetului local	850101					-1,150,223	-1,150,223	-1,150,223		
SECTIUNEA DE DEZVOLTARE (cod 51+55+56+58+60+61+70+81+85)		219,354,770	176,385,180	219,354,770	176,385,180	176,385,180	176,385,180	41,812,527	134,572,653	17,887,213
TITLUL X Proiecte cu finantare din fonduri externe nerambursabile aferente cadrului financiar 2014-2020 (cod 58.01 la 58.05+58.11+58.12+58.15+58.16+58.30)	58	89,943,270	84,943,270	89,943,270	84,943,270	84,943,270	84,943,270	30,540,809	54,402,461	1,710,055
Programe din Fondul European de Dezvoltare Regionala (FEDR) (cod 58.01.01 la 58.01.03)	5801	89,943,270	84,943,270	89,943,270	84,943,270	84,943,270	84,943,270	30,540,809	54,402,461	1,066,328
Finantarea nationala	580101	12,831,350	12,081,350	12,831,350	12,081,350	12,081,350	12,081,350	3,987,549	8,093,801	1,039,923
Finantarea externa nerambursabila	580102	77,111,920	72,861,920	77,111,920	72,861,920	72,861,920	72,861,920	26,553,260	46,308,660	26,405

148

A	B	1	2	3	4	5	6	7	8=6-7	9
Programe din Fondul Social European (FSE) (cod 58.02.01 la 58.02.03)	5802									643,727
Finantarea nationala	580201									643,727
Titlul XII „Proiecte cu finantare din sumele reprezentând asistenta financiara nerambursabila aferenta PNRR” (cod 60.01 la 60.03)	60	54,868,000	54,868,000	54,868,000	54,868,000	54,868,000	54,868,000		54,868,000	
Fonduri europene nerambursabile	6001	46,108,010	46,108,010	46,108,010	46,108,010	46,108,010	46,108,010		46,108,010	
Sume aferente TVA	6003	8,759,990	8,759,990	8,759,990	8,759,990	8,759,990	8,759,990		8,759,990	
Titlul XIII „Proiecte cu finantare din sumele aferente componentei de împrumut a PNRR” (cod 61.01 la 61.03)	61	40,700,000	8,100,000	40,700,000	8,100,000	8,100,000	8,100,000	45,549	8,054,451	9,851
Fonduri din împrumut rambursabil	6101	34,201,690	6,806,750	34,201,690	6,806,750	6,806,750	6,806,750	38,277	6,768,473	8,277
Sume aferente TVA	6103	6,498,310	1,293,250	6,498,310	1,293,250	1,293,250	1,293,250	7,272	1,285,978	1,574
CHELTUIELI DE CAPITAL ((cod 71+72+75)	70	33,843,500	28,473,910	33,843,500	28,473,910	28,473,910	28,473,910	11,226,169	17,247,741	16,167,307
TITLUL XV ACTIVE NEFINANCIARE (cod 71.01 + 71.03)	71	33,843,500	28,473,910	33,843,500	28,473,910	28,473,910	28,473,910	11,226,169	17,247,741	16,167,307
Active fixe (cod 71.01.01 la 71.01.03+71.01.30)	7101	22,242,350	16,872,760	22,242,350	16,872,760	16,872,760	16,872,760	5,344,153	11,528,607	9,950,872
Constructii	710101									840,240
Masini, echipamente si mijloace de transport	710102									24,130
Mobilier, aparatura birotica si alte active corporale	710103									143,396
Alte active fixe	710130	22,242,350	16,872,760	22,242,350	16,872,760	16,872,760	16,872,760	5,344,153	11,528,607	8,943,106
Reparatii capitale aferente activelor fixe	7103	11,601,150	11,601,150	11,601,150	11,601,150	11,601,150	11,601,150	5,882,016	5,719,134	6,216,435
TITLUL VI TRANSFERURI INTRE UNITATI ALE ADMINISTRATIEI PUBLICE (cod 51.01+51.02)	51			12,937,000	11,800,760	11,800,760	11,800,760	10,766,487	1,034,273	10,766,487
TITLUL VII ALTE TRANSFERURI (cod 55.01+55.02)	55			1,604,000	1,404,000	1,404,000	1,404,000	804,000	600,000	804,000
TITLUL XVI RAMBURSARI DE CREDETE	81			10,710,540	7,961,650	7,961,650	7,961,650	7,313,156	648,494	
	84						-1,150,223	-1,150,223	-1,150,223	
OPERATIUNI FINANCIARE (cod 81)	79			10,710,540	7,961,650	7,961,650	7,961,650	7,313,156	648,494	
A. CHELTUIELILE CURENTE (10+20+30+40+50+51+55+56+58+57+59+60+61)	01	185,511,270	147,911,270	364,705,290	301,719,950	301,250,280	301,250,280	164,890,034	136,360,246	140,154,158
TITLUL XIX PLATI EFECTUATE IN ANII PRECEDENTI SI RECUPERATE IN ANUL CURENT (85.01)	85						-1,150,223	-1,150,223	-1,150,223	
Plati efectuate in anii precedenti si recuperate in anul curent (cod 85.01.02+85.01.05)	8501						-1,150,223	-1,150,223	-1,150,223	

PRIMAR IMAR
MUNICIPIUL ZLATI
JUD. SIBIU ROMANIA
5

Director Economic

157

Anexa 16

CONTUL DE EXECUTIE A BUGETULUI CREDITELOR INTERNE- CHELTUIELI

la data de 30.09.2023

Cod 21

-lei-

Denumirea indicatorilor *)	Cod indicator	Credite de angajament		Credite bugetare		Angajamente bugetare	Angajamente legale	Plati efectuate	Angajamente legale de platit	Cheltuieli efective
		Aprobate la finele perioadei de raportare	Trimestriale cumulate	Aprobate la finele perioadei de raportare	Trimestriale cumulate					
A	B	1	2	3	4	5	6	7	8=6-7	9
TOTAL CHELTUIELI (cod 50.07+59.07+63.07+70.07+79.07)	4907	47,374,360	47,374,360	47,374,360	47,374,360	47,374,360	47,374,360	25,303,311	22,071,049	7,441,116
Partea a III-a CHELTUIELI SOCIAL-CULTURALE(cod 65.07+66.07+67.07+68.07)	6307	1,370,810	1,370,810	1,370,810	1,370,810	1,370,810	1,370,810	1,050,927	319,883	6,421,099
Invatamant (cod 65.07.03 la cod 65.07.05+65.07.07+65.07.11+65.07.50)	6507	1,370,810	1,370,810	1,370,810	1,370,810	1,370,810	1,370,810	1,050,927	319,883	6,421,099
Alte cheltuieli in domeniul Invatamantului	650750	1,370,810	1,370,810	1,370,810	1,370,810	1,370,810	1,370,810	1,050,927	319,883	6,421,099
Partea IV-a SERVICII SI DEZVOLTARE PUBLICA, LOCUINTE,MEDIU SI APE (cod 70.07+74.07)	6907	11,314,570	11,314,570	11,314,570	11,314,570	11,314,570	11,314,570	5,886,365	5,428,205	1,020,017
Locuinte, servicii si dezvoltare publica (cod 70.07.03+70.07.05 la 70.07.07+70.07.50)	7007	11,314,570	11,314,570	11,314,570	11,314,570	11,314,570	11,314,570	5,886,365	5,428,205	1,020,017
Locuinte (cod 70.07.03.01+70.07.03.30)	700703	1,167,100	1,167,100	1,167,100	1,167,100	1,167,100	1,167,100	992,234	174,866	1,020,017
Alte cheltuieli in domeniul locuintelor	70070330	1,167,100	1,167,100	1,167,100	1,167,100	1,167,100	1,167,100	992,234	174,866	1,020,017
Iluminat public si electrificari rurale	700706	5,997,670	5,997,670	5,997,670	5,997,670	5,997,670	5,997,670	2,446,864	3,550,806	
Alte servicii in domeniile locuintelor, serviciilor si dezvoltarii comunale	700750	4,149,800	4,149,800	4,149,800	4,149,800	4,149,800	4,149,800	2,447,267	1,702,533	
Partea V-a ACTIUNI ECONOMICE (cod 80.07+81.07+83.07+84.07+ 87.07)	7907	34,688,980	34,688,980	34,688,980	34,688,980	34,688,980	34,688,980	18,366,019	16,322,961	
Transporturi (cod 84.07.03+ 84.07.06+84.07.50)	8407	34,688,980	34,688,980	34,688,980	34,688,980	34,688,980	34,688,980	18,366,019	16,322,961	
Transport rutier (cod 84.07.03.01 la 84.07.03.03)	840703	34,688,980	34,688,980	34,688,980	34,688,980	34,688,980	34,688,980	18,366,019	16,322,961	
Strazi	84070303	34,688,980	34,688,980	34,688,980	34,688,980	34,688,980	34,688,980	18,366,019	16,322,961	
CHELTUIELILE SECTIUNII DE DEZVOLTARE(cod 50.07+59.07+63.07+70.07+7407+79.07)	4907	47,374,360	47,374,360	47,374,360	47,374,360	47,374,360	47,374,360	25,303,311	22,071,049	7,441,116

156

A	B	1	2	3	4	5	6	7	8=6-7	9
Partea III-a CHELTUIELI SOCIAL-CULTURALE (cod 65.07+66.07+67.07+68.07)	6307	1,370,810	1,370,810	1,370,810	1,370,810	1,370,810	1,370,810	1,050,927	319,883	6,421,099
Invatamant (cod 65.07.03+65.07.04+65.07.05+65.07.07+61.07.11+65.07.13+65.07.50)	6507	1,370,810	1,370,810	1,370,810	1,370,810	1,370,810	1,370,810	1,050,927	319,883	6,421,099
Alte cheltuieli in domeniul Invatamantului	650750	1,370,810	1,370,810	1,370,810	1,370,810	1,370,810	1,370,810	1,050,927	319,883	6,421,099
Partea IV-a SERVICII SI DEZVOLTARE PUBLICA, LOCUINTE, MEDIU SI APE (cod 70.07+74.07)	6907	11,314,570	11,314,570	11,314,570	11,314,570	11,314,570	11,314,570	5,886,365	5,428,205	1,020,017
Locuinte, servicii si dezvoltare publica (cod 70.07.03+70.07.05+70.07.06+70.07.07+70.07.50)	7007	11,314,570	11,314,570	11,314,570	11,314,570	11,314,570	11,314,570	5,886,365	5,428,205	1,020,017
Locuinte (cod 70.07.03.01+70.07.03.30)	700703	1,167,100	1,167,100	1,167,100	1,167,100	1,167,100	1,167,100	992,234	174,866	1,020,017
Alte cheltuieli in domeniul locuintelor	70070330	1,167,100	1,167,100	1,167,100	1,167,100	1,167,100	1,167,100	992,234	174,866	1,020,017
Iluminat public si electrificari rurale	700706	5,997,670	5,997,670	5,997,670	5,997,670	5,997,670	5,997,670	2,446,864	3,550,806	
Alte servicii in domeniile locuintelor, serviciilor si dezvoltarii comunale	700750	4,149,800	4,149,800	4,149,800	4,149,800	4,149,800	4,149,800	2,447,267	1,702,533	
Partea V-a ACTIUNI ECONOMICE (cod 80.07+81.07+83.07+84.07+ 87.07)	7907	34,688,980	34,688,980	34,688,980	34,688,980	34,688,980	34,688,980	18,366,019	16,322,961	
Transporturi (cod 84.07.03+84.07.06+84.07.50D)	8407	34,688,980	34,688,980	34,688,980	34,688,980	34,688,980	34,688,980	18,366,019	16,322,961	
Transport rutier (cod 84.07.03.01 la 84.07.03.03)	840703	34,688,980	34,688,980	34,688,980	34,688,980	34,688,980	34,688,980	18,366,019	16,322,961	
Strazi	84070303	34,688,980	34,688,980	34,688,980	34,688,980	34,688,980	34,688,980	18,366,019	16,322,961	

Nota: Se detaliaza pe structura clasificatiei economice (Anexa 7)

Conducatorul institutiei



Conducatorul compartimentului
financiar-contabil

145

BUGETUL IMPRUMUTURILOR EXTERNE SI INTERNE 5007

Anexa 7

CONTUL DE EXECUTIE AL INSTITUTIILOR PUBLICE - CHELTUIELI


la data de 30.09.2023

Cod 21 Capitol 5007

Subcapitol

-lei-

DENUMIREA INDICATORILOR*)	Cod indicator	Credite de angajament		Credite bugetare		Angajamente bugetare	Angajamente legale	Plati efectuate	Angajamente legale de platit	Cheltuieli efective
		Aprobate la finele perioadei de raportare	Trimestriale cumulate	Aprobate la finele perioadei de raportare	Trimestriale cumulate					
A	B	1	2	3	4	5	6	7	8=6-7	9
TOTAL CHELTUIELI(SECTIUNEA DE FUNCTIONARE+SECTIUNEA DE DEZVOLTARE)		47,374,360	47,374,360	47,374,360	47,374,360	47,374,360	47,374,360	25,303,311	22,071,049	7,441,116
SECTIUNEA DE DEZVOLTARE (cod 51+55+56+58+60+61+70+81+85)		47,374,360	47,374,360	47,374,360	47,374,360	47,374,360	47,374,360	25,303,311	22,071,049	7,441,116
TITLUL X Proiecte cu finantare din fonduri externe nerambursabile aferente cadrului financiar 2014-2020 (cod 58.01 la 58.05+58.11+58.12+58.15+58.16+58.30)	58	47,374,360	47,374,360	47,374,360	47,374,360	47,374,360	47,374,360	25,303,311	22,071,049	1,020,023
Programe din Fondul European de Dezvoltare Regionala (FEDR) (cod 58.01.01 la 58.01.03)	5801	47,374,360	47,374,360	47,374,360	47,374,360	47,374,360	47,374,360	25,303,311	22,071,049	1,020,023
Finantarea nationala	580101	15,396,670	15,396,670	15,396,670	15,396,670	15,396,670	15,396,670	6,386,541	9,010,129	1,015,382
Cheltuieli neeligibile	580103	31,977,690	31,977,690	31,977,690	31,977,690	31,977,690	31,977,690	18,916,770	13,060,920	4,641
CHELTUIELI DE CAPITAL ((cod 71+72+75)	70									6,421,093
TITLUL XV ACTIVE NEFINANCIARE (cod 71.01 + 71.03)	71									6,421,093
Active fixe (cod 71.01.01 la 71.01.03+71.01.30)	7101									6,421,093
Alte active fixe	710130									6,421,093
A. CHELTUIELILE CURENTE (10+20+30+40+50+51+55+56+58+57+59+60+61)	01	47,374,360	47,374,360	47,374,360	47,374,360	47,374,360	47,374,360	25,303,311	22,071,049	1,020,023



Director Economic

CONTUL DE EXECUTIE

A BUGETULUI INSTITUTIILOR PUBLICE SI ACTIVITATILOR FINANTATE INTEGRAL SAU PARTIAL DIN VENITURI PROPRII (DE SUBORDONARE LOCALA) -VENITURI

la data de 30.09.2023

Cod 20

50.10 - TOTAL


-lei-

Denumirea indicatorilor	Cod indicator	Prevederi bugetare		Drepturi constatate			Incasari realizate	Stingeri pe alte cai decat incasari	Drepturi constatate de incasat
		Aprobate la finele perioadei de raportare	Trimestriale cumulate	Total, din care:	din anii precedenti	din anul curent			
A	B	1	2	3=4+5	4	5	6	7	8=3-6-7
TOTAL VENITURI (cod 00.02+00.15+00.16+00.17+45.10+48.10)	000110	22,020,700	19,370,520	18,144,608	464,712	17,679,896	17,556,327		588,281
I. VENITURI CURENTE (cod 00.03+00.12)	0002	8,402,620	7,074,370	6,886,268	464,712	6,421,556	6,297,987		588,281
C. VENITURI NEFISCALE (cod 00.13+00.14)	2900	8,402,620	7,074,370	6,886,268	464,712	6,421,556	6,297,987		588,281
C1. VENITURI DIN PROPRIETATE (cod 30.10+31.10)	3000	273,740	240,490	224,300	16,861	207,439	198,791		25,509
Venituri din proprietate (cod 30.10.05+30.10.08+30.10.09+30.10.50)	3010	273,740	240,490	224,300	16,861	207,439	198,791		25,509
Venituri din concesiuni si inchirieri (cod 30.10.05.30)	301005	273,740	240,490	224,300	16,861	207,439	198,791		25,509
Alte venituri din concesiuni si inchirieri de catre institutiile publice	30100530	273,740	240,490	224,300	16,861	207,439	198,791		25,509
C2. VANZARI DE BUNURI SI SERVICII (cod 33.10+34.10+35.10+36.10+37.10)	3300	8,128,880	6,833,880	6,661,968	447,851	6,214,117	6,099,196		562,772
Venituri din prestari de servicii si alte activitati (cod 33.10.05+33.10.08+33.10.09+33.10.13+ 33.10.14+ 33.10.16+33.10.17+33.10.19 la 33.10.21+33.10.30 la 33.10.32+33.10.50)	3310	5,614,780	4,480,780	4,430,263	264,226	4,166,037	4,129,851		300,412
Taxe si alte venituri in invatamant	331005	48,100	32,600	20,222		20,222	19,222		1,000
Venituri din prestari de servicii	331008	4,036,000	3,176,000	3,400,584	238,808	3,161,776	3,101,467		299,117
Contributia elevilor si studentilor pentru internate, camine si cantine.	331014	1,467,680	1,219,480	919,546	18,318	901,228	919,251		295
Alte venituri din prestari de servicii si alte activitati	331050	63,000	52,700	89,911	7,100	82,811	89,911		
Diverse venituri (cod 36.10.04+36.10.32+36.10.50)	3610	2,461,100	2,300,100	2,148,705	183,625	1,965,080	1,886,345		262,360
Alte venituri	361050	2,461,100	2,300,100	2,148,705	183,625	1,965,080	1,886,345		262,360
Transferuri voluntare, altele decat subventiile (cod 37.10.01+37.10.03+37.10.04+37.10.50)	3710	53,000	53,000	83,000		83,000	83,000		
Donatii si sponsorizari	371001	53,000	53,000	83,000		83,000	83,000		

A	B	1	2	3=4+5	4	5	6	7	8=3-6-7
Varsaminte din sectiunea de functionare pentru finantarea sectiunii de dezvoltare a bugetului local (cu semnul minus)	371003	-44,000	-44,000						
Varsaminte din sectiunea de functionare	371004	44,000	44,000						
III. OPERATIUNI FINANCIARE (cod 40.10+41.10)	0016	681,080	495,390	491,853		491,853	491,853		
Incasari din rambursarea imprumuturilor acordate (cod. 40.10.15+40.10.16)	4010	681,080	495,390	491,853		491,853	491,853		
Sume utilizate din excedentul anului precedent pentru efectuarea de cheltuieli (cod. 40.10.15.01+40.10.15.02)	401015	681,080	495,390	491,853		491,853	491,853		
Sume utilizate de administratiile locale din excedentul anului precedent pentru sectiunea de functionare	40101501	681,080	495,390	491,853		491,853	491,853		
IV. SUBVENTII (cod 00.18)	4100	12,937,000	11,800,760	10,766,487		10,766,487	10,766,487		
Subventii de la alte administratii (cod 43.10.09+43.10.10+43.10.14 la 43.10.17+43.10.19 + 43.10.25 la 43.10.27+43.10.31+43.10.33+43.10.40)	4310	12,937,000	11,800,760	10,766,487		10,766,487	10,766,487		
Subventii pentru institutii publice	431009	12,937,000	11,800,760	10,766,487		10,766,487	10,766,487		
VENITURILE SECTIUNII DE FUNCTIONARE (cod 00.02+00.16+00.17) - TOTAL	000110	21,976,700	19,326,520	18,144,608	464,712	17,679,896	17,556,327		588,281
I. VENITURI CURENTE (cod 00.03+00.12)	0002	8,358,620	7,030,370	6,886,268	464,712	6,421,556	6,297,987		588,281
C. VENITURI NEFISCALE (cod 00.13+00.14)	2900	8,358,620	7,030,370	6,886,268	464,712	6,421,556	6,297,987		588,281
C1. VENITURI DIN PROPRIETATE (cod 30.10 +31.10)	3000	273,740	240,490	224,300	16,861	207,439	198,791		25,509
Venituri din proprietate (cod 30.10.05+30.10.08+30.10.09+30.10.50)	3010	273,740	240,490	224,300	16,861	207,439	198,791		25,509
Venituri din concesiuni si inchirieri (cod 30.10.05.30)	301005	273,740	240,490	224,300	16,861	207,439	198,791		25,509
Alte venituri din concesiuni si inchirieri de catre institutiile publice	30100530	273,740	240,490	224,300	16,861	207,439	198,791		25,509
C2. VANZARI DE BUNURI SI SERVICII (cod 33.10+34.10+35.10+36.10+37.10)	3300	8,084,880	6,789,880	6,661,968	447,851	6,214,117	6,099,196		562,772
Venituri din prestari de servicii si alte activitati (cod 33.10.05+33.10.08+33.10.09+33.10.13+ 33.10.14 +33.10.16+33.10.17 +33.10.19 la 33.10.21+33.10.30 la 33.10.32+33.10.50)	3310	5,614,780	4,480,780	4,430,263	264,226	4,166,037	4,129,851		300,412
Taxe si alte venituri in invatamant	331005	48,100	32,600	20,222		20,222	19,222		1,000
Venituri din prestari de servicii	331008	4,036,000	3,176,000	3,400,584	238,808	3,161,776	3,101,467		299,117
Contributia elevilor si studentilor pentru internate, camine si cantine.	331014	1,467,680	1,219,480	919,546	18,318	901,228	919,251		295
Alte venituri din prestari de servicii si alte activitati	331050	63,000	52,700	89,911	7,100	82,811	89,911		
Diverse venituri (cod 36.10.04+36.10.32+36.10.50)	3610	2,461,100	2,300,100	2,148,705	183,625	1,965,080	1,886,345		262,360
Alte venituri	361050	2,461,100	2,300,100	2,148,705	183,625	1,965,080	1,886,345		262,360

A	B	1	2	3=4+5	4	5	6	7	8=3-6-7
Transferuri voluntare, altele decât subvențiile (cod 37.10.01+37.10.03+37.10.50)	3710	9,000	9,000	83,000		83,000	83,000		
Donatii si sponsorizari	371001	53,000	53,000	83,000		83,000	83,000		
Varsaminte din sectiunea de functionare pentru finantarea sectiunii de dezvoltare a bugetului local (cu semnul minus)	371003	-44,000	-44,000						
III. OPERATIUNI FINANCIARE (cod 40.10+41.10)	0016	681,080	495,390	491,853		491,853	491,853		
Încasari din rambursarea împrumuturilor acordate (cod. 40.10.15)	4010	681,080	495,390	491,853		491,853	491,853		
Sume utilizate din excedentul anului precedent pentru efectuarea de cheltuieli (cod. 40.10.15.01)	401015	681,080	495,390	491,853		491,853	491,853		
Sume utilizate de administratiile locale din excedentul anului precedent pentru sectiunea de functionare	40101501	681,080	495,390	491,853		491,853	491,853		
IV. SUBVENTII (cod 00.18)	4100	12,937,000	11,800,760	10,766,487		10,766,487	10,766,487		
SUBVENTII DE LA ALTE NIVELE ALE ADMINISTRATIEI PUBLICE (cod 42.10+43.10)	0018	12,937,000	11,800,760	10,766,487		10,766,487	10,766,487		
Subventii de la alte administratii (cod 43.10.09+43.10.10+43.10.15+43.10.33+43.10.40)	4310	12,937,000	11,800,760	10,766,487		10,766,487	10,766,487		
Subventii pentru institutii publice	431009	12,937,000	11,800,760	10,766,487		10,766,487	10,766,487		
VENITURILE SECTIUNII DE DEZVOLTARE (cod 00.02+00.15+00.16+00.17+45.10+46.10+48.10) - TOTAL	000110	44,000	44,000						
I. VENITURI CURENTE (cod 00.12)	0002	44,000	44,000						
C. VENITURI NEFISCALE (cod 00.14)	2900	44,000	44,000						
C2. VÂNZARI DE BUNURI SI SERVICII (cod 36.10+37.10)	3300	44,000	44,000						
Transferuri voluntare, altele decât subvențiile (cod 37.10.04)	3710	44,000	44,000						
Varsaminte din sectiunea de functionare	371004	44,000	44,000						

Conducatorul institutiei

Conducatorul compartimentului
financiar-contabil

Anexa 11

CONTUL DE EXECUTIE
A BUGETULUI INSTITUTIILOR PUBLICE SI ACTIVITATILOR FINANTATE INTEGRAL SAU PARTIAL DIN VENITURI PROPRII (DE SUBORDONARE LOCALA) -CHELTUIELI

la data de 30.09.2023

Denumirea indicatorilor *)	Cod indicator	Credite de angajament		Credite bugetare		Angajamente bugetare	Angajamente legale	Plati efectuate	Angajamente legale de platit	Cheltuieli efective
		Aprobate la finele perioadei de raportare	Trimestriale cumulate	Aprobate la finele perioadei de raportare	Trimestriale cumulate					
A	B	1	2	3	4	5	6	7	8=6-7	9
TOTAL CHELTUIELI - SECTIUNEA DE FUNCTIONARE + SECTIUNEA DE DEZVOLTARE (cod 50.10+59.10+63.10+70.10+74.10+79.10)	4910	44,000	44,000	22,020,700	19,370,520	19,351,380	19,351,380	16,175,235	3,176,145	16,528,873
Partea I-a SERVICII PUBLICE GENERALE (cod 54.10+55.10)	5010			5,905,690	4,794,440	4,775,300	4,775,300	3,879,956	895,344	3,685,377
Alte servicii publice generale (cod 54.10.10+54.10.50)	5410			5,905,690	4,794,440	4,775,300	4,775,300	3,879,956	895,344	3,685,377
Alte servicii publice generale	541050			5,905,690	4,794,440	4,775,300	4,775,300	3,879,956	895,344	3,685,377
Partea III-a CHELTUIELI SOCIAL-CULTURALE (cod 65.10+66.10+67.10+68.10)	6310	44,000	44,000	16,115,010	14,576,080	14,576,080	14,576,080	12,295,279	2,280,801	12,843,496
Invatamant (cod 65.10.03 la 65.10.05+65.10.07+65.10.11+65.10.50)	6510	44,000	44,000	4,516,270	4,058,320	4,058,320	4,058,320	2,770,506	1,287,814	2,866,478
Invatamant prescolar si primar (cod 65.10.03.01+65.10.03.02)	651003			2,491,660	2,330,660	2,330,660	2,330,660	1,731,869	598,791	1,734,775
Invatamant prescolar	65100301			2,491,660	2,330,660	2,330,660	2,330,660	1,731,869	598,791	1,734,775
Invatamant secundar (cod 65.10.04.01 la 65.10.04.03)	651004	44,000	44,000	2,024,610	1,727,660	1,727,660	1,727,660	1,038,637	689,023	1,131,703
Invatamant secundar inferior	65100401			113,820	103,320	103,320	103,320	25,516	77,804	25,842
Invatamant secundar superior	65100402	44,000	44,000	1,910,790	1,624,340	1,624,340	1,624,340	1,013,121	611,219	1,105,861
Cultura, recreere si religie (cod 67.10.03+67.10.05+67.10.50)	6710			11,598,740	10,517,760	10,517,760	10,517,760	9,524,773	992,987	9,977,018
Servicii culturale (cod 67.10.03.03 la 67.10.03.07+67.10.03.09 la 67.10.03.11+67.10.03.15+67.10.03.30)	671003			3,895,000	3,009,020	3,009,020	3,009,020	2,752,533	256,487	2,919,048
Case de cultura	67100306			3,895,000	3,009,020	3,009,020	3,009,020	2,752,533	256,487	2,919,048
Servicii recreative si sportive (cod 67.10.05.01)	671005			7,703,740	7,508,740	7,508,740	7,508,740	6,772,240	736,500	7,057,970
Sport	67100501			7,703,740	7,508,740	7,508,740	7,508,740	6,772,240	736,500	7,057,970

132

A	B	1	2	3	4	5	6	7	8=6-7	9
CHELTUIELILE SECTIUNII DE FUNCTIONARE (cod 50.10+59.10+63.10+70.10+74.10+79.10)	4910	44,000	44,000	22,020,700	19,370,520	19,351,380	19,351,380	16,175,235	3,176,145	16,528,873
Partea I-a SERVICII PUBLICE GENERALE (cod 51.10+54.10+55.10)	5010			5,905,690	4,794,440	4,775,300	4,775,300	3,879,956	895,344	3,611,822
Alte servicii publice generale (cod 54.10.10+54.10.50)	5410			5,905,690	4,794,440	4,775,300	4,775,300	3,879,956	895,344	3,611,822
Alte servicii publice generale	541050			5,905,690	4,794,440	4,775,300	4,775,300	3,879,956	895,344	3,611,822
Partea III-a CHELTUIELI SOCIAL-CULTURALE (cod 65.10+66.10+67.10+68.10)	6310			16,071,010	14,532,080	14,532,080	14,532,080	12,295,279	2,236,801	12,652,305
Invatamant (cod 65.10.03 la 65.10.05+65.10.07+65.10.11+65.10.50)	6510			4,472,270	4,014,320	4,014,320	4,014,320	2,770,506	1,243,814	2,820,998
Invatamant prescolar si primar (cod 65.10.03.01+65.10.03.02)	651003			2,491,660	2,330,660	2,330,660	2,330,660	1,731,869	598,791	1,734,775
Invatamant prescolar	65100301			2,491,660	2,330,660	2,330,660	2,330,660	1,731,869	598,791	1,734,775
Invatamant secundar (cod 65.10.04.01 la 65.10.04.03)	651004			1,980,610	1,683,660	1,683,660	1,683,660	1,038,637	645,023	1,086,223
Invatamant secundar inferior	65100401			113,820	103,320	103,320	103,320	25,516	77,804	25,842
Invatamant secundar superior	65100402			1,866,790	1,580,340	1,580,340	1,580,340	1,013,121	567,219	1,060,381
Cultura, recreere si religie (cod 67.10.03+67.10.05+67.10.50)	6710			11,598,740	10,517,760	10,517,760	10,517,760	9,524,773	992,987	9,831,307
Servicii culturale (cod 67.10.03.03 la 67.10.03.07+67.10.03.09 la 67.10.03.11+67.10.03.15+67.10.03.30)	671003			3,895,000	3,009,020	3,009,020	3,009,020	2,752,533	256,487	2,780,515
Case de cultura	67100306			3,895,000	3,009,020	3,009,020	3,009,020	2,752,533	256,487	2,780,515
Servicii recreative si sportive (cod 67.10.05.01)	671005			7,703,740	7,508,740	7,508,740	7,508,740	6,772,240	736,500	7,050,792
Sport	67100501			7,703,740	7,508,740	7,508,740	7,508,740	6,772,240	736,500	7,050,792
CHELTUIELILE SECTIUNII DE DEZVOLTARE (cod 50.10+59.10+63.10+70.10+74.10+79.10)	4910	44,000	44,000	44,000	44,000	44,000	44,000		44,000	264,746
Partea I-a SERVICII PUBLICE GENERALE (cod 51.10+54.10)	5010									73,555
Alte servicii publice generale (cod 54.10.10+54.10.50)	5410									73,555
Alte servicii publice generale	541050									73,555
Partea III-a CHELTUIELI SOCIAL-CULTURALE (cod 65.10+66.10+67.10+68.10)	6310	44,000	44,000	44,000	44,000	44,000	44,000		44,000	191,191
Invatamant (cod 65.10.03 la 65.10.05+65.10.07+65.10.11+65.10.50)	6510	44,000	44,000	44,000	44,000	44,000	44,000		44,000	45,480
Invatamant secundar (cod 65.10.04.01 la 65.10.04.03)	651004	44,000	44,000	44,000	44,000	44,000	44,000		44,000	45,480
Invatamant secundar superior	65100402	44,000	44,000	44,000	44,000	44,000	44,000		44,000	45,480
Cultura, recreere si religie (cod 67.10.03+67.10.05+67.10.50)	6710									145,711
Servicii culturale (cod 67.10.03.03 la 67.10.03.07+67.10.03.09 la 67.10.03.11+67.10.03.15+67.10.03.30)	671003									138,533

A	B	1	2	3	4	5	6	7	8=6-7	9
la 67.10.03.11+67.10.03.15+67.10.03.30)										
Case de cultura	67100306									138,533
Servicii recreative si sportive (cod 67.10.05.01)	671005									7,178
Sport	67100501									7,178


Nota: Se detaliaza pe structura clasificatiei economice (Anexa 7)

Conducatorul institutiei

98.10 Excedent

Conducatorul compartimentului financiar-contabil

1381092



5010 TOTAL CHELTUIELI

Anexa 7

CONTUL DE EXECUTIE AL INSTITUTIILOR PUBLICE - CHELTUIELI

la data de 30.09.2023

Cod 21 alabato 5010


Subcapitol

-lei-

DENUMIREA INDICATORILOR*)	Cod indicator	Credite de angajament		Credite bugetare		Angajamente bugetare	Angajamente legale	Plati efectuate	Angajamente legale de platit	Cheltuieli efective
		Aprobate la finele perioadei de raportare	Trimestriale cumulate	Aprobate la finele perioadei de raportare	Trimestriale cumulate					
A	B	1	2	3	4	5	6	7	8=6-7	9
TOTAL CHELTUIELI(SECTIUNEA DE FUNCTIONARE+SECTIUNEA DE DEZVOLTARE)		44,000	44,000	22,020,700	19,370,520	19,351,380	19,351,380	16,175,235	3,176,145	16,528,873
SECTIUNEA DE FUNCTIONARE (cod 01+79+85)				21,976,700	19,326,520	19,307,380	19,307,380	16,175,235	3,132,145	16,264,127
CHELTUIELI CURENTE (10+20+30+40+50+51SF+55SF+57+59)	01			21,992,150	19,341,970	19,341,965	19,341,965	16,209,820	3,132,145	16,264,127
TITLUL I CHELTUIELI DE PERSONAL (cod 10.01 la10.03)	10			7,937,910	5,955,060	5,955,060	5,955,060	5,733,328	221,732	5,764,797
Cheltuieli salariale in bani (cod 10.01.01+10.01.03 la 10.01.17+10.01.29 +10.01.30)	1001			7,536,480	5,616,560	5,616,560	5,616,560	5,423,270	193,290	5,452,930
Salarii de baza	100101			6,874,630	5,106,470	5,106,470	5,106,470	4,998,136	108,334	5,031,229
Sporuri pentru conditii de munca	100105			213,050	166,030	166,030	166,030	133,154	32,876	136,207
Alte sporuri	100106			48,260	36,730	36,730	36,730	27,679	9,051	26,245
Fond aferent platii cu ora	100111			15,000	15,000	15,000	15,000	14,416	584	14,416
Drepturi de delegare	100113			10,000	10,000	10,000	10,000	3,137	6,863	3,137
Indemnizatii de hrana	100117			367,340	274,130	274,130	274,130	242,459	31,671	237,407
Alte drepturi salariale in bani	100130			8,200	8,200	8,200	8,200	4,289	3,911	4,289
Cheltuieli salariale in natura (cod 10.02.01 la 10.02.06+10.02.30)	1002			135,420	135,420	135,420	135,420	127,502	7,918	127,502
Vouchere de vacanta	100206			135,420	135,420	135,420	135,420	127,502	7,918	127,502
Contributii (cod 10.03.01 la 10.03.08)	1003			266,010	203,080	203,080	203,080	182,556	20,524	184,365
Contributii de asigurari sociale de stat	100301			88,010	65,910	65,910	65,910	61,302	4,608	61,871
Contributia asiguratorie pentru munca	100307			177,500	136,670	136,670	136,670	120,974	15,696	122,214
Contributii platite de angajator in numele angajatului	100308			500	500	500	500	280	220	280

A	B	1	2	3	4	5	6	7	8=6-7	9
TITLUL II BUNURI SI SERVICII (cod 20.01 la 20.06+20.09 la 20.16+20.18 la 20.25+20.27+20.30)	20			14,051,240	13,383,910	13,383,905	13,383,905	10,476,492	2,907,413	10,499,330
Bunuri si servicii (cod 20.01.01 la 20.01.09+20.01.30)	2001			2,966,720	2,769,990	2,769,985	2,769,985	1,992,378	777,607	2,044,301
Furnituri de birou	200101			71,640	60,000	60,000	60,000	28,654	31,346	43,779
Materiale pentru curatenie	200102			106,280	83,000	83,000	83,000	56,145	26,855	65,089
Incalzit, iluminat si forta motrica	200103			1,266,020	1,184,410	1,184,410	1,184,410	848,728	335,682	846,728
Apa, canal si salubritate	200104			225,870	208,700	208,700	208,700	131,461	77,239	129,290
Carburanti si lubrifianti	200105			58,300	47,000	47,000	47,000	29,015	17,985	26,281
Piese de schimb	200106			49,680	46,000	46,000	46,000	10,870	35,130	5,563
Transport	200107			388,340	388,340	388,335	388,335	358,354	29,981	365,979
Posta, telecomunicatii, radio, tv, internet	200108			69,190	59,500	59,500	59,500	42,314	17,186	38,915
Materiale si prestari de servicii cu caracter functional	200109			391,000	387,000	387,000	387,000	352,802	34,198	367,285
Alte bunuri si servicii pentru intretinere si functionare	200130			340,400	306,040	306,040	306,040	134,035	172,005	155,392
Reparatii curente	2002			278,080	278,080	278,080	278,080	100,833	177,247	99,310
Hrana (cod 20.03.01+20.03.02)	2003			4,038,280	3,690,580	3,690,580	3,690,580	2,810,125	880,455	2,802,445
Hrana pentru oameni	200301			4,038,280	3,690,580	3,690,580	3,690,580	2,810,125	880,455	2,802,445
Medicamente si materiale sanitare (cod 20.04.01 la 20.04.04)	2004			61,500	61,500	61,500	61,500	45,226	16,274	45,142
Medicamente	200401			45,000	45,000	45,000	45,000	32,512	12,488	41,544
Materiale sanitare	200402			16,500	16,500	16,500	16,500	12,714	3,786	3,598
Bunuri de natura obiectelor de inventar (cod 20.05.01+20.05.03+20.05.30)	2005			432,950	418,300	418,300	418,300	240,462	177,838	378,489
Uniforme si echipament	200501			176,770	176,770	176,770	176,770	151,079	25,691	289,969
Lenjerie si accesorii de pat	200503			10,000	10,000	10,000	10,000		10,000	
Alte obiecte de inventar	200530			246,180	231,530	231,530	231,530	89,383	142,147	88,520
Deplasari, detasari, transferari (cod 20.06.01+20.06.02)	2006			21,000	21,000	21,000	21,000	4,909	16,091	4,909
Deplasari interne, detasari, transferari	200601			21,000	21,000	21,000	21,000	4,909	16,091	4,909
Materiale de laborator	2009			1,500	1,500	1,500	1,500		1,500	
Carti, publicatii si materiale documentare	2011			8,040	5,340	5,340	5,340		5,340	
Consultanta si expertiza	2012			50,000	50,000	50,000	50,000	44,915	5,085	45,915
Pregatire profesionala	2013			22,500	21,500	21,500	21,500	4,250	17,250	4,250
Protectia muncii	2014			12,530	12,530	12,530	12,530	4,104	8,426	3,372
Alte cheltuieli (cod 20.30.01 la 20.30.04+20.30.06+20.30.07+20.30.09+20.30.30)	2030			6,158,140	6,053,590	6,053,590	6,053,590	5,229,290	824,300	5,071,197

A	B	1	2	3	4	5	6	7	8=6-7	9
Reclama si publicitate	203001			5,200	5,200	5,200	5,200	345	4,855	290
Prime de asigurare non-viata	203003			2,000						506
Alte cheltuieli cu bunuri si servicii	203030			6,150,940	6,048,390	6,048,390	6,048,390	5,228,945	819,445	5,070,401
TITLUL XI ALTE CHELTUIELI (cod 59.01+59.02+59.08+59.11+59.12+59.15+ 59.17+59.20+59.22+59.25+59.30+ 59.35+ 59.40+59.41)	59			3,000	3,000	3,000	3,000		3,000	
Sume aferente persoanelor cu handicap neincadrate	5940			3,000	3,000	3,000	3,000		3,000	
TITLUL XXI PLATI EFECTUATE IN ANII PRECEDENTI SI RECUPERATE IN ANUL CURENT(85.01)	85F			-15,450	-15,450	-34,585	-34,585	-34,585		
Plati efectuate in anii precedenti si recuperate in anul curent (cod 85.01.01)	8501F			-15,450	-15,450	-34,585	-34,585	-34,585		
Plati efectuate in anii precedenti si recuperate in anul curent in sectiunea de functionare a bugetului local	850101			-15,450	-15,450	-34,585	-34,585	-34,585		
SECTIUNEA DE DEZVOLTARE (cod 51+55+56+58+60+61+70+81+85)		44,000	44,000	44,000	44,000	44,000	44,000		44,000	264,746
CHELTUIELI DE CAPITAL ((cod 71+72+75)	70	44,000	44,000	44,000	44,000	44,000	44,000		44,000	264,746
TITLUL XV ACTIVE NEFINANCIARE (cod 71.01 + 71.03)	71	44,000	44,000	44,000	44,000	44,000	44,000		44,000	264,746
Active fixe (cod 71.01.01 la 71.01.03+71.01.30)	7101	44,000	44,000	44,000	44,000	44,000	44,000		44,000	264,746
Constructii	710101									123,433
Masini, echipamente si mijloace de transport	710102									66,840
Mobilier, aparatura birotica si alte active corporale	710103									8,490
Alte active fixe	710130	44,000	44,000	44,000	44,000	44,000	44,000		44,000	65,983
	84			-15,450	-15,450	-34,585	-34,585	-34,585		
A. CHELTUIELILE CURENTE (10+20+30+40+50+51+55+56+58+57+59+60+61)	01			21,992,150	19,341,970	19,341,965	19,341,965	16,209,820	3,132,145	16,264,127
TITLUL XIX PLATI EFECTUATE IN ANII PRECEDENTI SI RECUPERATE IN ANUL CURENT (85.01)	85			-15,450	-15,450	-34,585	-34,585	-34,585		
Plati efectuate in anii precedenti si recuperate in anul curent (cod 85.01.02+85.01.05)	8501			-15,450	-15,450	-34,585	-34,585	-34,585		



Director Economic
