

CONTUL DE EXECUTIE A BUGETULUI LOCAL- VENITURI

la data de 30.06.2023

Cod 20

-lei-

Denumirea indicatorilor	Cod indicator	Prevederi bugetare		Drepturi constatate			Incasari realizate	Stingeri pe alte cai decat incasari	Drepturi constatate de incasat
		Aprobate la finele perioadei de raportare	Trimestriale cumulate	Total, din care:	din anii precedenti	din anul curent			
A	B	1	2	3=4+5	4	5	6	7	8=3-6-7
VENITURI -TOTAL(cod 00.02+00.15+00.16+00.17+45.02+4602+4702+4802)	000102	382,970,920	213,612,910	179,444,800	28,602,894	150,841,906	143,470,202		35,974,598
VENITURI PROPRII (cod 00.02-11.02-II 37.02+ 00.15)	4990	156,577,090	96,672,950	117,232,235	21,474,215	95,758,020	93,331,543		23,900,692
I. VENITURI CURENTE (cod 00.03+00.12)	0002	193,682,890	116,444,750	135,040,546	21,474,174	113,566,375	111,210,715		23,829,831
A. VENITURI FISCALE (cod 00.04+06.02+00.09+00.10+00.11)	0003	177,746,800	106,074,040	116,067,079	12,059,370	104,007,709	102,117,022		13,950,057
A1. IMPOZIT PE VENIT, PROFIT SI CASTIGURI DIN CAPITAL (cod 00.05+00.06+00.07)	0004	107,556,000	65,644,240	57,260,487		57,260,487	57,260,487		
A1.2. IMPOZIT PE VENIT, PROFIT SI CASTIGURI DIN CAPITAL DE LA PERSOANE FIZICE(cod 03.02+04.02)	0006	107,556,000	65,644,240	57,260,487		57,260,487	57,260,487		
Impozit pe venit (cod 03.02.17+ 03.02.18)	0302	983,000	840,000	556,870		556,870	556,870		
Impozitul pe veniturile din transferul proprietatilor imobiliare din patrimoniul personal	030218	983,000	840,000	556,870		556,870	556,870		
Cote si sume defalcate din impozitul pe venit (cod 04.02.01+04.02.04)	0402	106,573,000	64,804,240	56,703,617		56,703,617	56,703,617		
Cote defalcate din impozitul pe venit	040201	103,573,000	63,304,240	55,042,118		55,042,118	55,042,118		
Sume repartizate din Fondul la dispozitia Consiliului Judetean	040205	3,000,000	1,500,000	1,661,499		1,661,499	1,661,499		
A3. IMPOZITE SI TAXE PE PROPRIETATE (cod 07.02)	0009	21,584,000	13,466,000	28,767,782	9,474,278	19,293,504	19,415,292		9,352,490
Impozite si taxe pe proprietate (07.02.01 la 07.02.03+07.02.50)	0702	21,584,000	13,466,000	28,767,782	9,474,278	19,293,504	19,415,292		9,352,490
Impozit si taxa pe cladiri (cod 07.02.01.01+07.02.01.02)	070201	15,855,000	9,964,000	22,181,194	8,026,495	14,154,699	14,980,402		7,200,792
Impozit pe cladiri de la persoane fizice	07020101	5,353,000	3,546,000	6,590,831	951,050	5,639,781	4,710,425		1,880,406
Impozit si taxa pe cladiri de la persoane juridice	07020102	10,502,000	6,418,000	15,590,363	7,075,445	8,514,918	10,269,977		5,320,386
Impozit si taxa pe teren (cod 07.02.02.01 la 07.02.02.03)	070202	4,490,000	2,744,000	5,421,891	798,104	4,623,787	3,791,859		1,630,032

A	B	1	2	3=4+5	4	5	6	7	8=3-6-7
Impozit pe terenuri de la persoane fizice	07020201	2,230,000	1,363,000	2,723,422	383,567	2,339,855	1,846,952		876,470
Impozit si taxa pe teren de la persoane juridice	07020202	1,951,000	1,192,000	2,302,041	324,940	1,977,101	1,679,617		622,424
Impozitul pe terenul extravilan*)+Restante ani anteriori din impozitul pe terenul agricol-	07020203	309,000	189,000	396,428	89,597	306,831	265,290		131,138
Taxe judiciare de timbru si alte taxe de timbru	070203	1,239,000	758,000	1,164,697	649,679	515,018	643,031		521,666
4.IMPOZITE SI TAXE PE BUNURI SI SERVICII (cod 11.02+12.02+15.02+16.02)	0010	48,358,800	26,812,800	29,776,377	2,531,408	27,244,972	25,271,140		4,505,237
Sume defalcate din TVA (cod 11.02.01+11.02.02+11.02.05+11.02.06+11.02.09)	1102	37,105,800	19,771,800	17,986,862		17,986,862	17,986,862		
Sume defalcate din taxa pe valoarea adaugata pentru finantarea cheltuielilor descentralizate la nivelul comunelor, oraselor, municipiilor, sectoarelor si Municipiului Bucuresti	110202	35,320,000	✓ 18,390,000	✓ 16,612,062		16,612,062	16,612,062		
Sume defalcate din taxa pe valoarea adaugata pentru drumuri	110205	7,000	✓ 7,000	✓					
Sume defalcate din taxa pe valoarea adaugata pentru echilibrarea bugetelor locale	110206	774,800	✓ 774,800	✓ 774,800		774,800	774,800		
Sume defalcate din taxa pe valoare adaugata pentru finantarea invatamantului particular sau confesional acreditat	110209	1,004,000	✓ 600,000	✓ 600,000		600,000	600,000		
Alte impozite si taxe generale pe bunuri si servicii (cod 12.02.07)	1202	1,000	1,000	55,011	55,009	2			55,011
Taxe hoteliere	120207	1,000	1,000	55,011	55,009	2			55,011
Taxe pe servicii specifice (cod 15.02.01+15.02.50)	1502	6,000	6,000	16,450	896	15,554	12,627		3,823
Impozit pe spectacole	150201	6,000	6,000	16,450	896	15,554	12,627		3,823
Taxe pe utilizarea bunurilor, autorizarea utilizarii bunurilor sau pe desfasurarea de activitati (cod 16.02.02+16.02.03+16.02.50)	1602	11,246,000	7,034,000	11,718,054	2,475,500	9,242,554	7,271,651		4,446,403
Impozit pe mijloacele de transport (cod 16.02.02.01+16.02.02.02)	160202	7,396,000	4,680,000	10,565,058	2,475,500	8,089,558	6,130,108		4,434,950
Impozit pe mijloacele de transport detinute de persoane fizice	16020201	5,200,000	3,337,000	7,381,797	1,772,250	5,609,547	4,356,253		3,025,544
Impozit pe mijloacele de transport detinute de persoane juridice	16020202	2,196,000	1,343,000	3,183,261	703,250	2,480,011	1,773,855		1,409,406
Taxe si tarife pentru eliberarea de licente si autorizatii de functionare	160203	67,000	41,000	25,054		25,054	25,054		
Alte taxe pe utilizarea bunurilor, autorizarea utilizarii bunurilor sau pe desfasurarea de activitati	160250	3,783,000	2,313,000	1,127,942		1,127,942	1,116,489		11,453
A6. ALTE IMPOZITE SI TAXE FISCALE (cod 18.02)	0011	248,000	151,000	262,433	53,687	208,746	170,103		92,330
Alte impozite si taxe fiscale (cod 18.02.50)	1802	248,000	151,000	262,433	53,687	208,746	170,103		92,330

A	B	1	2	3=4+5	4	5	6	7	8=3-6-7
Alte impozite si taxe	180250	248,000	151,000	262,433	53,687	208,746	170,103		92,330
C. VENITURI NEFISCALE (cod 00.13+00.14)	0012	15,936,090	10,370,710	18,973,467	9,414,807	9,558,666	9,093,693		9,879,774
C1. VENITURI DIN PROPRIETATE (cod 30.02+31.02)	0013	9,245,090	6,272,710	7,290,100	494,637	6,795,463	5,925,987		1,364,113
Venituri din proprietate (cod 30.02.01+30.02.05+30.02.08+30.02.50)	3002	9,245,090	6,272,710	7,290,100	494,637	6,795,463	5,925,987		1,364,113
Venituri din concesiuni si inchirieri (cod 30.02.05.01+30.02.05.05+30.02.05.30)	300205	8,976,090	6,108,710	6,525,960	494,637	6,031,323	5,357,433		1,168,527
Alte venituri din concesiuni si inchirieri de catre institutiile publice	30020530	8,976,090	6,108,710	6,525,960	494,637	6,031,323	5,357,433		1,168,527
Venituri din dividende (cod 30.02.08.02+30.02.08.03)	300208	269,000	164,000	764,140		764,140	568,554		195,586
Venituri din dividende de la alti platitori	30020802	269,000	164,000	764,140		764,140	568,554		195,586
C2. VANZARI DE BUNURI SI SERVICII (cod 33.02+34.02+35.02+36.02+37.02)	0014	6,691,000	4,098,000	11,683,367	8,920,164	2,763,203	3,167,706		8,515,661
Venituri din prestari de servicii si alte activitati (cod 33.02.08+33.02.10+33.02.12+33.02.24+33.02.27+33.02.28+33.02.33+33.02.50)	3302	1,663,000	1,029,000	1,126,718	141,957	984,761	984,704		142,014
Venituri din prestari de servicii	330208			338,459		338,459	334,712		3,747
Contributia parintilor sau sustinatorilor legali pentru intretinerea copiilor in crese	330210	400,000	245,000	139,525		139,525	139,525		
Contributia persoanelor beneficiare ale cantinelor de ajutor social	330212	28,000	28,000	19,376		19,376	19,376		
Venituri din recuperarea cheltuielilor de judecata, imputatii si despagubiri	330228	6,000	5,000	142,007	141,957	50	3,740		138,267
Alte venituri din prestari de servicii si alte activitati	330250	1,229,000	751,000	487,351		487,351	487,351		
Venituri din taxe administrative, eliberari permise (cod 34.02.02+34.02.50)	3402	83,000	43,000	39,157		39,157	39,157		
Taxe extrajudiciare de timbru	340202	2,000	2,000	627		627	627		
Alte venituri din taxe administrative, eliberari permise	340250	81,000	41,000	38,530		38,530	38,530		
Amenzi, penalitati si confiscari (cod 35.02.01 la 35.02.03+35.02.50)	3502	2,882,000	1,762,000	8,488,581	6,996,480	1,492,101	1,425,968		7,062,613
Venituri din amenzi si alte sanctiuni aplicate potrivit dispozitiilor legale (cod 35.02.01.02)	350201	2,882,000	1,762,000	8,488,581	6,996,480	1,492,101	1,425,968		7,062,613
Venituri din amenzi si alte sanctiuni aplicate de catre alte institutii de specialitate	35020102	2,882,000	1,762,000	8,488,581	6,996,480	1,492,101	1,425,968		7,062,613
Diverse venituri (cod 36.02.01+36.02.05+36.02.06+36.02.07+36.02.11+36.02.14+36.02.22+36.02.23+36.02.31+36.02.32+36.02.47+36.02.50)	3602	2,063,000	1,264,000	2,028,911	1,781,727	247,184	717,877		1,311,034

A	B	1	2	3=4+5	4	5	6	7	8=3-6-7
Taxe speciale	360206	2,051,000	1,253,000	2,017,369	1,781,727	235,642	706,335		1,311,034
Alte venituri	360250	12,000	11,000	11,542		11,542	11,542		
Varsaminte din sectiunea de functionare pentru finantarea sectiunii de dezvoltare a bugetului local (cu semnul minus)	370203	-7,825,000	-2,209,830						
Varsaminte din sectiunea de functionare	370204	7,825,000	2,209,830						
II. VENITURI DIN CAPITAL (cod 39.02)	0015			178,551	44	178,507	107,690		70,861
Venituri din valorificarea unor bunuri (cod 39.02.01+39.02.03+39.02.04+ 39.02.07+39.02.10)	3902			178,551	44	178,507	107,690		70,861
Venituri din valorificarea unor bunuri ale institutiilor publice	390201			81,186		81,186	10,342		70,844
Venituri din vanzarea locuintelor construite din fondurile statului	390203			48	44	4	31		17
Venituri din vanzarea unor bunuri apartinand domeniului privat al statului sau al unitatilor administrativ-teritoriale	390207			97,317		97,317	97,317		
III. OPERATIUNI FINANCIARE (cod 40.02+41.02)	0016			12,000,000		12,000,000	12,000,000		
Incasari din rambursarea imprumuturilor acordate (cod 40.02.06+40.02.07+40.02.10+40.02.11+40.02.13+40.02.14+40.02.50)	4002			12,000,000		12,000,000	12,000,000		
Sume din excedentul bugetului local utilizate pentru finantarea cheltuielilor sectiunii de dezvoltare	400214			12,000,000		12,000,000	12,000,000		
IV. SUBVENTII (cod 00.18)	0017	120,316,530	64,687,100	8,322,591	958,738	7,363,853	6,563,263		1,759,328
SUBVENTII DE LA ALTE NIVELE ALE ADMINISTRATIEI PUBLICE (cod 42.02+43.02)	0018	120,316,530	64,687,100	8,322,591	958,738	7,363,853	6,563,263		1,759,328
Subventii de la bugetul de stat (cod 42.02.01+42.02.05+42.02.10+42.02.12+42.02.13+42.02.14+42.02.15+ 42.02.16+42.02.18+42.02.20+42.02.21+42.02.28+42.02.29+ 42.02.32+42.02.34+ 42.02.35+ 42.02.40 la 42.02.42+ 42.02.45+ 42.02.51+42.02.52+42.02.54+ 42.02.55+ 42.02.62+ 42.02.65 la 42.02.67+42.02.69+ 42.02.73+ 42.02.77+42.02.79+42.02.80+ 42.02.81+42.02.82+ 42.02.84 la 42.02.92)	4202	115,549,530	62,158,100	8,302,347	938,494	7,363,853	6,563,263		1,739,084
Subventii pentru acordarea ajutorului pentru incalzirea locuintei cu lemne, carbuni, combustibili petrolieri	420234	16,570	16,570	18,988		18,988	18,988		
Subventii din bugetul de stat pentru finantarea sanatatii	420241	150,000	75,000	66,896		66,896	66,896		
Subventii pentru finantarea locuintelor sociale	420255	2,940,000	1,559,000						
Subventii din bugetul de stat alocate conform contractelor incheiate cu directiile de sanatate publica	420266	3,390,960	1,848,530	1,066,543		1,066,543	1,066,543		
Subventii de la bugetul de stat catre bugetele locale necesare	420269	8,000,000	4,244,000	2,909,897	938,494	1,971,403	1,332,738		1,577,159

A	B	1	2	3=4+5	4	5	6	7	8=3-6-7
sustinerii derularii proiectelor finantate din fonduri externe nerambursabile (FEN) postaderare, aferente perioadei de programare 2014 - 2020									
Subventii de la bugetul de stat catre bugetele locale pentru Programul national de investitii „Anghel Saligny”	420287	5,484,000	2,910,000	3,931,403		3,931,403	3,931,403		
Alocari de sume din PNRR aferente asistentei financiare nerambursabile (cod 42.02.88.01 la 42.02.88.03)	420288	54,868,000	48,353,740						
Fonduri europene nerambursabile	42028801	45,468,850	40,910,850						
Sume aferente TVA	42028803	9,399,150	7,442,890						
Alocari de sume din PNRR aferente componentei împrumuturi (cod 42.02.89.01 la 42.02.89.03)	420289	40,700,000	3,151,260	308,620		308,620	146,695		161,925
Fonduri din împrumut rambursabil	42028901	34,840,260	3,151,260	259,344		259,344	123,273		136,071
Sume aferente TVA	42028903	5,859,740		49,276		49,276	23,422		25,854
Subventii de la alte administratii (cod. 43.02.01+43.02.04+43.02.07+43.02.08+43.02.20+43.02.21+43.02.23 +43.02.24 + 43.02.28 la 43.02.31+43.02.34)	4302	4,767,000	2,529,000	20,244	20,244				20,244
Alte subventii primite de la administratia centrala pentru finantarea unor activitati	430220			20,244	20,244				20,244
Sume alocate din sumele obtinute în urma scoaterii la licitatie a certificatelor de emisii de gaze cu efect de ser? pentru finantarea proiectelor de investitii	430244	4,767,000	2,529,000						
Alte sume primite de la UE (cod 46.02.03)	4602			19,818		19,818	19,818		
Alte sume primite din fonduri de la Uniunea Europeana pentru programele operationale finantate din cadrul financiar 2014-2020	460204			19,818		19,818	19,818		
Sume primite de la UE/alti donatori în contul platilor efectuate si prefinantari aferente cadrului financiar 2014-2020 (cod 48.02.01 la 48.02.05+48.02.11+48.02.12+48.02.15+48.02.19)	4802	68,971,500	32,481,060	23,883,294	6,169,941	17,713,353	13,568,716		10,314,578
Fondul European de Dezvoltare Regionala (FEDR) (cod 48.02.01.01 la 48.02.01.03)	480201	68,971,500	32,481,060	23,883,294	6,169,941	17,713,353	13,568,716		10,314,578
Sume primite în contul platilor efectuate în anul curent	48020101	47,471,500	21,075,060	15,930,602	6,133,185	9,797,417	5,806,780		10,123,822
Sume primite în contul platilor efectuate în anii anteriori	48020102	3,500,000	1,857,000	1,487,135	-36,756	1,450,379	1,296,379		190,756
Prefinantare	48020103	18,000,000	9,549,000	6,465,557		6,465,557	6,465,557		
VENITURILE SECTIUNII DE FUNCTIONARE (cod 00.02+00.16+00.17+4702)-TOTAL	000102	189,415,420	116,175,020	136,213,217	21,494,415	114,718,802	112,363,142		23,850,075


A	B	1	2	3=4+5	4	5	6	7	8=3-6-7
VENITURI PROPRII (00.02-11.02-37.02)	4990	156,577,090	96,672,950	117,053,684	21,474,171	95,579,513	93,223,853		23,829,831
I. VENITURI CURENTE (cod 00.03+00.12)	0002	185,857,890	114,234,920	135,040,546	21,474,171	113,566,375	111,210,715		23,829,831
A. VENITURI FISCALE (cod 00.04+06.02+00.09+00.10+00.11)	0003	177,746,800	106,074,040	116,067,079	12,059,370	104,007,709	102,117,022		13,950,057
A1. IMPOZIT PE VENIT, PROFIT SI CASTIGURI DIN CAPITAL (cod 00.05+00.06+00.07)	0004	107,556,000	65,644,240	57,260,487		57,260,487	57,260,487		
A1.2. IMPOZIT PE VENIT, PROFIT SI CASTIGURI DIN CAPITAL DE LA PERSOANE FIZICE(cod 03.02+04.02)	0006	107,556,000	65,644,240	57,260,487		57,260,487	57,260,487		
Impozit pe venit (cod 03.02.17+ 03.02.18)	0302	983,000	840,000	556,870		556,870	556,870		
Impozitul pe veniturile din transferul proprietatilor imobiliare din patrimoniul personal	030218	983,000	840,000	556,870		556,870	556,870		
Cote si sume defalcate din impozitul pe venit (cod 04.02.01+04.02.04)	0402	106,573,000	64,804,240	56,703,617		56,703,617	56,703,617		
Cote defalcate din impozitul pe venit	040201	103,573,000	63,304,240	55,042,118		55,042,118	55,042,118		
Sume repartizate din Fondul la dispozitia Consiliului Judetean	040205	3,000,000	1,500,000	1,661,499		1,661,499	1,661,499		
A3. IMPOZITE SI TAXE PE PROPRIETATE (cod 07.02)	0009	21,584,000	13,466,000	28,767,782	9,474,278	19,293,504	19,415,292		9,352,490
Impozite si taxe pe proprietate (cod 07.02.01 la 07.02.03+07.02.50)	0702	21,584,000	13,466,000	28,767,782	9,474,278	19,293,504	19,415,292		9,352,490
Impozit si taxa pe cladiri (cod 07.02.01.01+07.02.01.02)	070201	15,855,000	9,964,000	22,181,194	8,026,495	14,154,699	14,980,402		7,200,792
Impozit pe cladiri de la persoane fizice	07020101	5,353,000	3,546,000	6,590,831	951,050	5,639,781	4,710,425		1,880,406
Impozit si taxa pe cladiri de la persoane juridice	07020102	10,502,000	6,418,000	15,590,363	7,075,445	8,514,918	10,269,977		5,320,386
Impozit si taxa pe teren (cod 07.02.02.01 la 07.02.02.03)	070202	4,490,000	2,744,000	5,421,891	798,104	4,623,787	3,791,859		1,630,032
Impozit pe terenuri de la persoane fizice	07020201	2,230,000	1,363,000	2,723,422	383,567	2,339,855	1,846,952		876,470
Impozit si taxa pe teren de la persoane juridice	07020202	1,951,000	1,192,000	2,302,041	324,940	1,977,101	1,679,617		622,424
Impozitul pe terenul extravilan*)+Restante anii anteriori din impozitul pe terenul agricol-	07020203	309,000	189,000	396,428	89,597	306,831	265,290		131,138
Taxe judiciare de timbru si alte taxe de timbru	070203	1,239,000	758,000	1,164,697	649,679	515,018	643,031		521,666
A4. IMPOZITE SI TAXE PE BUNURI SI SERVICII (cod 11.02+12.02+15.02+16.02)	0010	48,358,800	26,812,800	29,776,377	2,531,405	27,244,972	25,271,140		4,505,237
Sume defalcate din TVA (cod 11.02.01+11.02.02+11.02.05+11.02.06+11.02.09)	1102	37,105,800	19,771,800	17,986,862		17,986,862	17,986,862		
Sume defalcate din taxa pe valoarea adaugata pentru finantarea cheltuielilor descentralizate la nivelul comunelor, oraselor, municipiilor, sectoarelor si Municipiului Bucuresti	110202	35,320,000	18,390,000	16,612,062		16,612,062	16,612,062		
Sume defalcate din taxa pe valoarea adaugata pentru drumuri	110205	7,000	7,000						
Sume defalcate din taxa pe valoarea adaugata pentru	110206	774,800	774,800	774,800		774,800	774,800		

A	B	1	2	3=4+5	4	5	6	7	8=3-6-7
echilibrarea bugetelor locale									
Sume defalcate din taxa pe valoare adaugata pentru finantarea invatamantului particular sau confesional acreditat	110209	1,004,000	600,000	600,000		600,000	600,000		
Alte impozite si taxe generale pe bunuri si servicii (cod 12.02.07 + 12.02.18)	1202	1,000	1,000	55,011	55,009	2			55,011
Taxe hoteliere	120207	1,000	1,000	55,011	55,009	2			55,011
Taxe pe servicii specifice (cod 15.02.01+15.02.50)	1502	6,000	6,000	16,450	896	15,554	12,627		3,823
Impozit pe spectacole	150201	6,000	6,000	16,450	896	15,554	12,627		3,823
Taxe pe utilizarea bunurilor, autorizarea utilizarii bunurilor sau pe desfasurarea de activitati (cod 16.02.02+16.02.03+16.02.50)	1602	11,246,000	7,034,000	11,718,054	2,475,500	9,242,554	7,271,651		4,446,403
Impozit pe mijloacele de transport (cod 16.02.02.01+16.02.02.02)	160202	7,396,000	4,680,000	10,565,058	2,475,500	8,089,558	6,130,108		4,434,950
Impozit pe mijloacele de transport detinute de persoane fizice	16020201	5,200,000	3,337,000	7,381,797	1,772,250	5,609,547	4,356,253		3,025,544
Impozit pe mijloacele de transport detinute de persoane juridice	16020202	2,196,000	1,343,000	3,183,261	703,250	2,480,011	1,773,855		1,409,406
Taxe si tarife pentru eliberarea de licente si autorizatii de functionare	160203	67,000	41,000	25,054		25,054	25,054		
Alte taxe pe utilizarea bunurilor, autorizarea utilizarii bunurilor sau pe desfasurarea de activitati	160250	3,783,000	2,313,000	1,127,942		1,127,942	1,116,489		11,453
A6. ALTE IMPOZITE SI TAXE FISCALE (cod 18.02)	0011	248,000	151,000	262,433	53,687	208,746	170,103		92,330
Alte impozite si taxe fiscale (cod 18.02.50)	1802	248,000	151,000	262,433	53,687	208,746	170,103		92,330
Alte impozite si taxe	180250	248,000	151,000	262,433	53,687	208,746	170,103		92,330
C. VENITURI NEFISCALE (cod 00.13+00.14)	0012	8,111,090	8,160,880	18,973,467	9,414,801	9,558,666	9,093,693		9,879,774
C1. VENITURI DIN PROPRIETATE (cod 30.02+31.02)	0013	9,245,090	6,272,710	7,290,100	494,637	6,795,463	5,925,987		1,364,113
Venituri din proprietate (cod 30.02.01+30.02.05+30.02.08+30.02.50)	3002	9,245,090	6,272,710	7,290,100	494,637	6,795,463	5,925,987		1,364,113
Venituri din concesiuni si inchirieri (cod 30.02.05.01+30.02.05.05+30.02.05.30)	300205	8,976,090	6,108,710	6,525,960	494,637	6,031,323	5,357,433		1,168,527
Alte venituri din concesiuni si inchirieri de catre institutiile publice	30020530	8,976,090	6,108,710	6,525,960	494,637	6,031,323	5,357,433		1,168,527
Venituri din dividende (cod 30.02.08.02+30.02.08.03)	300208	269,000	164,000	764,140		764,140	568,554		195,586
Venituri din dividende de la alti platitori	30020802	269,000	164,000	764,140		764,140	568,554		195,586
C2. VANZARI DE BUNURI SI SERVICII (cod 33.02+34.02+35.02+36.02+37.02)	0014	-1,134,000	1,888,170	11,683,367	8,920,164	2,763,203	3,167,706		8,515,661
Venituri din prestari de servicii si alte activitati (cod 33.02.08+33.02.10+33.02.12+33.02.24+33.02.27+33.02.28+33.02.29)	3302	1,663,000	1,029,000	1,126,718	141,957	984,761	984,704		142,014

A	B	1	2	3=4+5	4	5	6	7	8=3-6-7
30233+33.02.50)									
Venituri din prestari de servicii	330208			338,459		338,459	334,712		3,747
Contributia parintilor sau sustinatorilor legali pentru intretinerea copiilor in crese	330210	400,000	245,000	139,525		139,525	139,525		
Contributia persoanelor beneficiare ale cantinelor de ajutor social	330212	28,000	28,000	19,376		19,376	19,376		
Venituri din recuperarea cheltuielilor de judecata, imputatii si despagubiri	330228	6,000	5,000	142,007	141,957	50	3,740		138,267
Alte venituri din prestari de servicii si alte activitati	330250	1,229,000	751,000	487,351		487,351	487,351		
Venituri din taxe administrative, eliberari permise (cod 34.02.02+34.02.50)	3402	83,000	43,000	39,157		39,157	39,157		
Taxe extrajudiciare de timbru	340202	2,000	2,000	627		627	627		
Alte venituri din taxe administrative, eliberari permise	340250	81,000	41,000	38,530		38,530	38,530		
Amenzi, penalitati si confiscari (cod 35.02.01 la 35.02.03+35.02.50)	3502	2,882,000	1,762,000	8,488,581	6,996,480	1,492,101	1,425,968		7,062,613
Venituri din amenzi si alte sanctiuni aplicate potrivit dispozitiilor legale (cod 35.02.01.02)	350201	2,882,000	1,762,000	8,488,581	6,996,480	1,492,101	1,425,968		7,062,613
Venituri din amenzi si alte sanctiuni aplicate de catre alte institutii de specialitate	35020102	2,882,000	1,762,000	8,488,581	6,996,480	1,492,101	1,425,968		7,062,613
Diverse venituri (cod 36.02.01+36.02.05+36.02.06+36.02.11+36.02.14+36.02.32+36.02.50)	3602	2,063,000	1,264,000	2,028,911	1,781,727	247,184	717,877		1,311,034
Taxe speciale	360206	2,051,000	1,253,000	2,017,369	1,781,727	235,642	706,335		1,311,034
Alte venituri	360250	12,000	11,000	11,542		11,542	11,542		
Transferuri voluntare, altele decat subventiile (cod 37.02.01+37.02.03+37.02.50)	3702	-7,825,000	-2,209,830						
Varsaminte din sectiunea de functionare pentru finantarea sectiunii de dezvoltare a bugetului local (cu semnul minus)	370203	-7,825,000	-2,209,830						
IV. SUBVENTII (cod 00.18)	0017	3,557,530	1,940,100	1,172,671	20,244	1,152,427	1,152,427		20,244
SUBVENTII DE LA ALTE NIVELE ALE ADMINISTRATIEI PUBLICE (cod 42.02+43.02)	0018	3,557,530	1,940,100	1,172,671	20,244	1,152,427	1,152,427		20,244
Subventii de la bugetul de stat (cod 42.02.21+42.02.28+42.02.32 la 42.02.36+ 42.02.41+ 42.02.42+42.02.44+42.02.45+ 42.02.51+ 42.02.54+42.02.66)	4202	3,557,530	1,940,100	1,152,427		1,152,427	1,152,427		
Subventii pentru acordarea ajutorului pentru incalzirea locuintei cu lemne, carbuni, combustibili petrolieri	420234	16,570	16,570	18,988		18,988	18,988		
Subventii din bugetul de stat pentru finantarea sanatatii	420241	150,000	75,000	66,896		66,896	66,896		

A	B	1	2	3=4+5	4	5	6	7	8=3-6-7
Subventii din bugetul de stat alocate conform contractelor încheiate cu directiile de sanatate publica	420266	3,390,960	1,848,530	1,066,543		1,066,543	1,066,543		
Subventii de la alte administratii (cod 43.02.01 +43.02.04+43.02.07+ 43.02.08+43.02.20+ 43.02.21+43.02.23+43.02.24+43.02.30 +43.02.34)	4302			20,244	20,244				20,244
Alte subventii primite de la administratia centrala pentru finantarea unor activitati	430220			20,244	20,244				20,244
VENITURILE SECTIUNII DE DEZVOLTARE (00.02+00.15+0016+00.17+45.02+48.02+4602) - TOTAL	000102	193,555,500	97,437,890	43,231,583	7,108,479	36,123,104	31,107,060		12,124,523
VENITURI PROPRII (cod 00.02-11.02-37.02+00.15)	4990			178,551	44	178,507	107,690		70,861
I. VENITURI CURENTE (cod 00.03+00.12)	0002	7,825,000	2,209,830						
C. VENITURI NEFISCALE (cod 00.14)	0012	7,825,000	2,209,830						
C2. VANZARI DE BUNURI SI SERVICII (cod 36.02+37.02)	0014	7,825,000	2,209,830						
Transferuri voluntare, altele decat subventiile (cod 37.02.04+37.02.05)	3702	7,825,000	2,209,830						
Varsaminte din sectiunea de functionare	370204	7,825,000	2,209,830						
II. VENITURI DIN CAPITAL (cod 39.02)	0015			178,551	44	178,507	107,690		70,861
Venituri din valorificarea unor bunuri (cod 39.02.01+39.02.03+39.02.04+39.02.07+39.02.10)	3902			178,551	44	178,507	107,690		70,861
Venituri din valorificarea unor bunuri ale institutiilor publice	390201			81,186		81,186	10,342		70,844
Venituri din vanzarea locuintelor construite din fondurile statului	390203			48	44	4	31		17
Venituri din vanzarea unor bunuri apartinand domeniului privat al statului sau al unitatilor administrativ-teritoriale	390207			97,317		97,317	97,317		
III. OPERATIUNI FINANCIARE (cod 40.02+41.02)	0016			12,000,000		12,000,000	12,000,000		
Incassari din rambursarea împrumuturilor acordate (cod 40.02.13+40.02.14+40.02.16)	4002			12,000,000		12,000,000	12,000,000		
Sume din excedentul bugetului local utilizate pentru finantarea cheltuielilor sectiunii de dezvoltare	400214			12,000,000		12,000,000	12,000,000		
IV. SUBVENTII (cod 00.18)	0017	116,759,000	62,747,000	7,149,920	938,494	6,211,426	5,410,836		1,739,084
SUBVENTII DE LA ALTE NIVELE ALE ADMINISTRATIEI PUBLICE (cod 42.02+43.02)	0018	116,759,000	62,747,000	7,149,920	938,494	6,211,426	5,410,836		1,739,084
Subventii de la bugetul de stat (cod 42.02.01+42.02.05+42.02.10+42.02.12+42.02.13+ 42.02.14+ 42.02.15+ 42.02.16+ 42.02.18+42.02.20+42.02.29+ 42.02.40+ 42.02.51+42.02.52+42.02.55+ 42.02.62+42.02.65+ 42.02.67+)	4202	111,992,000	60,218,000	7,149,920	938,494	6,211,426	5,410,836		1,739,084

A	B	1	2	3=4+5	4	5	6	7	8=3-6-7
42.02.69+42.02.77+42.02.79+42.02.84 +42.02.85+ 42.02.87 la 42.02.92)									
Subventii pentru finantarea locuintelor sociale	420255	2,940,000	1,559,000						
Subventii de la bugetul de stat catre bugetele locale necesare sustinerii derularii proiectelor finantate din fonduri externe nerambursabile (FEN) postaderare, aferente perioadei de programare 2014 - 2020	420269	8,000,000	4,244,000	2,909,897	938,494	1,971,403	1,332,738		1,577,159
Subventii de la bugetul de stat catre bugetele locale pentru Programul national de investitii „Anghel Saligny“	420287	5,484,000	2,910,000	3,931,403		3,931,403	3,931,403		
Alocari de sume din PNRR aferente asistentei financiare nerambursabile (cod 42.02.88.01 la 42.02.88.03)	420288	54,868,000	48,353,740						
Fonduri europene nerambursabile	42028801	45,468,850	40,910,850						
Sume aferente TVA	42028803	9,399,150	7,442,890						
Alocari de sume din PNRR aferente componentei împrumuturi (cod 42.02.89.01 la 42.02.89.03)	420289	40,700,000	3,151,260	308,620		308,620	146,695		161,925
Fonduri din împrumut rambursabil	42028901	34,840,260	3,151,260	259,344		259,344	123,273		136,071
Sume aferente TVA	42028903	5,859,740		49,276		49,276	23,422		25,854
Subventii de la alte administratii (cod 43.02.28+43.02.29+43.02.31)	4302	4,767,000	2,529,000						
Sume alocate din sumele obtinute în urma scoaterii la licitatie a certificatelor de emisii de gaze cu efect de ser? pentru finan?area proiectelor de investitii	430244	4,767,000	2,529,000						
Alte sume primite de la UE (cod 46.02.03+04+05)	4602			19,818		19,818	19,818		
Alte sume primite din fonduri de la Uniunea Europeana pentru programele operationale finantate din cadrul financiar 2014-2020	460204			19,818		19,818	19,818		
Sume primite de la UE/alti donatori în contul platilor efectuate si prefinantari aferente cadrului financiar 2014-2020 (cod 48.02.01 la 48.02.05+48.02.11+48.02.12+48.02.15+48.02.19)	4802	68,971,500	32,481,060	23,883,294	6,169,941	17,713,353	13,568,716		10,314,578
Fondul European de Dezvoltare Regionala (FEDR) (cod 48.02.01.01 la 48.02.01.03)	480201	68,971,500	32,481,060	23,883,294	6,169,941	17,713,353	13,568,716		10,314,578
Sume primite în contul platilor efectuate în anul curent	48020101	68,971,500	21,075,060	15,930,602	6,133,185	9,797,417	5,806,780		10,123,822
Sume primite în contul platilor efectuate în anii anteriori	48020102	3,560,000	1,857,000	1,487,135	36,756	1,450,379	1,296,379		190,756
Prefinantare	48020103	16,439,000	9,549,000	6,465,557		6,465,557	6,465,557		



Director Economic

CONTUL DE EXECUTIE A BUGETULUI LOCAL- CHELTUIELI

la data de 30.06.2023

Cod 21

-lei-

Denumirea indicatorilor *)	Cod indicator	Credite de angajament		Credite bugetare		Angajamente bugetare	Angajamente legale	Plati efectuate	Angajamente legale de platit	Cheltuieli efective
		Aprobate la finele perioadei de raportare	Trimestriale cumulate	Aprobate la finele perioadei de raportare	Trimestriale cumulate					
A	B	1	2	3	4	5	6	7	8=6-7	9
TOTAL CHELTUIELI (cod 50.02+59.02+63.02+70.02+74.02+79.02)	4902	218,242,970	122,125,360	407,058,390	237,700,380	235,806,124	235,806,124	120,515,350	115,290,774	107,505,777
Partea I-a SERVICII PUBLICE GENERALE (cod 51.02+54.02+55.02+56.02)	5002	4,112,630	3,662,890	49,055,020	30,209,790	28,861,297	28,861,297	19,181,075	9,680,222	20,392,810
Autoritati publice si actiuni externe (cod 51.02.01)	5102	3,497,630	3,047,890	34,484,190	21,874,380	20,875,887	20,875,887	13,911,444	6,964,443	15,179,859
Autoritati executive si legislative (cod 51.02.01.03)	510201	3,497,630	3,047,890	34,484,190	21,874,380	20,875,887	20,875,887	13,911,444	6,964,443	15,179,859
Autoritati executive	51020103	3,497,630	3,047,890	34,484,190	21,874,380	20,875,887	20,875,887	13,911,444	6,964,443	15,179,859
Alte servicii publice generale (cod 54.02.05 la 54.02.07+54.02.10+54.02.50)	5402	615,000	615,000	5,487,000	3,945,410	3,595,410	3,595,410	1,912,655	1,682,755	1,857,239
Fond de rezerva bugetara la dispozitia autoritatilor locale	540205			450,000	350,000					
Servicii publice comunitare de evidenta a persoanelor	540210	105,000	105,000	1,984,000	1,176,650	1,176,650	1,176,650	906,009	270,641	875,583
Alte servicii publice generale	540250	510,000	510,000	3,053,000	2,418,760	2,418,760	2,418,760	1,006,646	1,412,114	981,656
Tranzactii privind datoria publica si imprumuturi	5502			9,083,830	4,390,000	4,390,000	4,390,000	3,356,976	1,033,024	3,355,712
Partea a II-a APARARE, ORDINE PUBLICA SI SIGURANTA NATIONALA (60.02+61.02)	5902			7,069,000	4,157,590	4,122,129	4,122,129	3,379,015	743,114	3,531,714
Ordine publica si siguranta nationala (cod 61.02.03 +61.02.05+61.02.50)	6102			7,069,000	4,157,590	4,122,129	4,122,129	3,379,015	743,114	3,531,714
Ordine publica (cod 61.02.03.04)	610203			7,009,000	4,113,590	4,078,129	4,078,129	3,377,193	700,936	3,529,222
Politie locala	61020304			7,009,000	4,113,590	4,078,129	4,078,129	3,377,193	700,936	3,529,222
Protectie civila si protectia contra incendiilor (protectie civila nonmilitara)	610205			60,000	44,000	44,000	44,000	1,822	42,178	2,492
Partea a III-a CHELTUIELI SOCIAL-CULTURALE(cod	6302	57,930,670	20,212,670	138,335,260	72,452,440	71,942,138	71,942,138	45,759,434	26,182,704	53,780,123

A	B	1	2	3	4	5	6	7	8=6-7	9
65.02+66.02+67.02+68.02)										
Invatamant (cod 65.02.03 la 65.02.05+65.02.07+65.02.11+65.02.12+65.02.13+65.02.50)	6502	54,321,110	17,853,110	74,673,170	33,484,720	32,980,628	32,980,628	11,510,711	21,469,917	18,945,246
Invatamant prescolar si primar (cod 65.02.03.01+65.02.03.02)	650203			3,235,400	2,393,300	2,392,958	2,392,958	1,984,965	407,993	2,054,507
Invatamant prescolar	65020301			3,235,400	2,393,300	2,392,958	2,392,958	1,984,965	407,993	2,054,507
Invatamant secundar (cod 65.02.04.01 la 65.02.04.03)	650204	415,840	415,840	16,125,840	12,599,090	12,598,800	12,598,800	8,763,007	3,835,793	9,950,859
Invatamant secundar inferior	65020401	397,740	397,740	6,784,740	5,148,540	5,148,250	5,148,250	3,771,382	1,376,868	3,955,773
Invatamant secundar superior	65020402	18,100	18,100	9,341,100	7,450,550	7,450,550	7,450,550	4,991,625	2,458,925	5,995,086
Invatamant anteprescolar	650213	45,000	45,000	912,200	561,600	561,600	561,600	459,064	102,536	420,085
Alte cheltuieli in domeniul invatamantului	650250	53,860,270	17,392,270	54,399,730	17,930,730	17,427,270	17,427,270	303,675	17,123,595	6,519,801
Sanatate (cod 66.02.06+66.02.08+66.02.50)	6602			3,890,960	2,104,520	2,104,520	2,104,520	1,306,031	798,489	1,326,096
Servicii de sanatate publica	660208			3,890,960	2,104,520	2,104,520	2,104,520	1,306,031	798,489	1,326,096
Cultura, recreere si religie (cod 67.02.03+67.02.05+67.02.06+67.02.50)	6702	2,999,560	1,749,560	25,966,560	17,255,780	17,255,780	17,255,780	15,132,005	2,123,775	15,254,638
Servicii culturale (cod 67.02.03.02 la 67.02.03.08+67.02.03.12+67.02.03.30)	670203	136,230	136,230	5,233,230	2,983,950	2,983,950	2,983,950	2,766,779	217,171	2,609,653
Case de cultura	67020306			3,832,000	2,045,220	2,045,220	2,045,220	2,035,833	9,387	2,035,833
Alte servicii culturale	67020330	136,230	136,230	1,401,230	938,730	938,730	938,730	730,946	207,784	573,820
Servicii recreative si sportive (cod 67.02.05.01 la 67.02.05.03)	670205	2,726,440	1,476,440	20,546,440	14,084,940	14,084,940	14,084,940	12,341,401	1,743,539	12,644,985
Sport	67020501	2,234,000	984,000	12,054,000	8,092,500	8,092,500	8,092,500	7,630,211	462,289	7,933,795
Intretinere gradini publice, parcuri, zone verzi, baze sportive si de agrement	67020503	492,440	492,440	8,492,440	5,992,440	5,992,440	5,992,440	4,711,190	1,281,250	4,711,190
Alte servicii in domeniile culturii, recreerii si religiei	670250	136,890	136,890	186,890	186,890	186,890	186,890	23,825	163,065	
Asigurari si asistenta sociala (cod 68.02.04 la 68.02.06+68.02.10+68.02.11+68.02.12+68.02.15+68.02.50)	6802	610,000	610,000	33,804,570	19,607,420	19,601,210	19,601,210	17,810,687	1,790,523	18,254,143
Asistenta sociala in caz de boli si invaliditati (cod 68.02.05.02)	680205			20,394,000	11,650,750	11,650,750	11,650,750	11,166,243	484,507	11,546,268
Asistenta sociala in caz de invaliditate	68020502			20,394,000	11,650,750	11,650,750	11,650,750	11,166,243	484,507	11,546,268
Ajutoare pentru locuinte	680210			16,570	16,570	16,570	16,570	14,148	2,422	14,148
Alte cheltuieli in domeniul asigurarilor si asistentei sociale (cod 68.02.50.50)	680250	610,000	610,000	13,394,000	7,940,100	7,933,890	7,933,890	6,630,296	1,303,594	6,693,727
Alte cheltuieli in domeniul asistentei sociale	68025050	610,000	610,000	13,394,000	7,940,100	7,933,890	7,933,890	6,630,296	1,303,594	6,693,727
Partea a IV-a SERVICII SI DEZVOLTARE PUBLICA, LOCUINTE, MEDIU SI APE (cod 70.02+74.02)	6902	44,252,770	37,033,510	73,575,210	55,487,270	55,487,270	55,487,270	28,622,071	26,865,199	10,664,421
Locuinte, servicii si dezvoltare publica (cod 70.02.03+70.02.05)	7002	43,704,540	36,485,280	61,282,630	45,553,040	45,553,040	45,553,040	21,363,406	24,189,634	3,405,756

A	B	1	2	3	4	5	6	7	8=6-7	9
la 70.02.07+70.02.50)										
Locuinte (cod 70.02.03.01+70.02.03.30)	700203	762,000	762,000	762,000	762,000	762,000	762,000	461,820	300,180	7,085
Alte cheltuieli in domeniul locuintelor	70020330	762,000	762,000	762,000	762,000	762,000	762,000	461,820	300,180	7,085
Iluminat public si electrificari rurale	700206	22,391,960	17,118,000	25,241,960	18,968,000	18,968,000	18,968,000	9,384,816	9,583,184	1,748,457
Alte servicii in domeniul locuintelor, serviciilor si dezvoltarii comunale	700250	20,550,580	18,605,280	35,278,670	25,823,040	25,823,040	25,823,040	11,516,770	14,306,270	1,650,214
Protectia mediului (cod 74.02.03+74.02.05+74.02.06+74.02.50)	7402	548,230	548,230	12,292,580	9,934,230	9,934,230	9,934,230	7,258,665	2,675,565	7,258,665
Salubritate si gestiunea deseurilor (cod 74.02.05.01+74.02.05.02)	740205	548,230	548,230	12,292,580	9,934,230	9,934,230	9,934,230	7,258,665	2,675,565	7,258,665
Salubritate	74020501	548,230	548,230	12,292,580	9,934,230	9,934,230	9,934,230	7,258,665	2,675,565	7,258,665
Partea a V-a ACTIUNI ECONOMICE (80.02+81.02+83.02+84.02+87.02)	7902	111,946,900	61,216,290	139,023,900	75,393,290	75,393,290	75,393,290	23,573,755	51,819,535	19,136,709
Agricultura, silvicultura, piscicultura si vanatoare (cod 83.02.03)	8302	120,000	120,000	1,000,000	600,000	600,000	600,000	355,983	244,017	337,788
Alte cheltuieli in domeniul agriculturii, silviculturii, pisciculturii si vanatoriilor	830250	120,000	120,000	1,000,000	600,000	600,000	600,000	355,983	244,017	337,788
Transporturi (cod 84.02.03+84.02.04+84.02.06+84.02.50)	8402	111,826,900	61,096,290	138,023,900	74,793,290	74,793,290	74,793,290	23,217,772	51,575,518	18,798,921
Transport rutier (cod 84.02.03.01 la 84.02.03.03)	840203	111,826,900	61,096,290	138,023,900	74,793,290	74,793,290	74,793,290	23,217,772	51,575,518	18,798,921
Transport in comun	84020302	37,110,000	5,110,000	57,510,000	16,010,000	16,010,000	16,010,000	10,731,582	5,278,418	13,017,911
Strazi	84020303	74,716,900	55,986,290	80,513,900	58,783,290	58,783,290	58,783,290	12,486,190	46,297,100	5,781,010
CHELTUIELILE SECTIUNII DE FUNCTIONARE (cod 50.02+59.02+63.02+70.02+74.02+79.02)	4902			188,815,420	115,575,020	113,680,764	113,680,764	94,484,078	19,196,686	94,342,948
Partea I-a SERVICII PUBLICE GENERALE (cod 50.02+54.02+55.02+56.02)	5002			44,942,390	26,546,900	25,198,407	25,198,407	18,904,125	6,294,282	20,177,146
Autoritati publice si actiuni externe (cod 51.02.01)	5102			30,986,560	18,826,490	17,827,997	17,827,997	13,675,165	4,152,832	14,964,195
Autoritati executive si legislative (cod 51.02.01.03)	510201			30,986,560	18,826,490	17,827,997	17,827,997	13,675,165	4,152,832	14,964,195
Autoritati executive	51020103			30,986,560	18,826,490	17,827,997	17,827,997	13,675,165	4,152,832	14,964,195
Alte servicii publice generale (cod 54.02.05 la 54.02.07+54.02.10+54.02.50)	5402			4,872,000	3,330,410	2,980,410	2,980,410	1,871,984	1,108,426	1,857,239
Fond de rezerva bugetara la dispozitia autoritatilor locale	540205			450,000	350,000					
Servicii publice comunitare de evidenta a persoanelor	540210			1,879,000	1,071,650	1,071,650	1,071,650	865,338	206,312	875,583
Alte servicii publice generale	540250			2,543,000	1,908,760	1,908,760	1,908,760	1,006,646	902,114	981,656
Tranzactii privind datoria publica si imprumuturi	5502			9,083,830	4,390,000	4,390,000	4,390,000	3,356,976	1,033,024	3,355,712
Partea a II-a APARARE, ORDINE PUBLICA SI SIGURANTA NATIONALA (60.02+61.02)	5902			7,069,000	4,157,590	4,122,129	4,122,129	3,379,015	743,114	3,510,739

A	B	1	2	3	4	5	6	7	8=6-7	9
Ordine publica si siguranta nationala (cod 61.02.03+61.02.05+61.02.50)	6102			7,069,000	4,157,590	4,122,129	4,122,129	3,379,015	743,114	3,510,739
Ordine publica (cod 61.02.03.04)	610203			7,009,000	4,113,590	4,078,129	4,078,129	3,377,193	700,936	3,508,247
Politie locala	61020304			7,009,000	4,113,590	4,078,129	4,078,129	3,377,193	700,936	3,508,247
Protectie civila si protectia contra incendiilor (protectie civila militara)	610205			60,000	44,000	44,000	44,000	1,822	42,178	2,492
Partea a III-a CHELTUIELI SOCIAL-CULTURALE(cod 65.02+66.02+67.02+68.02)	6302			80,404,590	52,239,770	51,729,468	51,729,468	44,016,553	7,712,915	44,748,798
Invatamant (cod 65.02.03 la 65.02.05+65.02.07+65.02.11+65.02.12+65.02.13+65.02.50)	6502			20,352,060	15,631,610	15,127,518	15,127,518	10,884,308	4,243,210	11,119,881
Invatamant prescolar si primar (cod 65.02.03.01+65.02.03.02)	650203			3,235,400	2,393,300	2,392,958	2,392,958	1,984,965	407,993	1,995,721
Invatamant prescolar	65020301			3,235,400	2,393,300	2,392,958	2,392,958	1,984,965	407,993	1,995,721
Invatamant secundar (cod 65.02.04.01 la 65.02.04.03)	650204			15,710,000	12,183,250	12,182,960	12,182,960	8,468,952	3,714,008	8,693,864
Invatamant secundar inferior	65020401			6,387,000	4,750,800	4,750,510	4,750,510	3,477,327	1,273,183	3,548,903
Invatamant secundar superior	65020402			9,323,000	7,432,450	7,432,450	7,432,450	4,991,625	2,440,825	5,144,961
Invatamant anteprescolar	650213			867,200	516,600	516,600	516,600	414,463	102,137	414,368
Alte cheltuieli in domeniul invatamantului	650250			539,460	538,460	35,000	35,000	15,928	19,072	15,928
Sanatate (cod 66.02.06+66.02.08+66.02.50)	6602			3,890,960	2,104,520	2,104,520	2,104,520	1,306,031	798,489	1,323,972
Servicii de sanatate publica	660208			3,890,960	2,104,520	2,104,520	2,104,520	1,306,031	798,489	1,323,972
Cultura, recreere si religie (cod 67.02.03+67.02.05+67.02.06+67.02.50)	6702			22,967,000	15,506,220	15,506,220	15,506,220	14,081,714	1,424,506	14,079,723
Servicii culturale (cod 67.02.03.02 la 67.02.03.08+67.02.03.12+67.02.03.30)	670203			5,097,000	2,847,720	2,847,720	2,847,720	2,631,694	216,026	2,592,872
Case de cultura	67020306			3,832,000	2,045,220	2,045,220	2,045,220	2,035,833	9,387	2,035,833
Alte servicii culturale	67020330			1,265,000	802,500	802,500	802,500	595,861	206,639	557,039
Servicii recreative si sportive (cod 67.02.05.01 la 67.02.05.03)	670205			17,820,000	12,608,500	12,608,500	12,608,500	11,447,020	1,161,480	11,486,851
Sport	67020501			9,820,000	7,108,500	7,108,500	7,108,500	6,735,830	372,670	6,775,661
Intretinere gradini publice, parcuri, zone verzi, baze sportive si de agrement	67020503			8,000,000	5,500,000	5,500,000	5,500,000	4,711,190	788,810	4,711,190
Alte servicii in domeniile culturii, recreerii si religiei	670250			50,000	50,000	50,000	50,000	3,000	47,000	
Asigurari si asistenta sociala (cod 68.02.04 la 68.02.06 +68.02.10+68.02.11+68.02.12+68.02.15+68.02.50)	6802			33,194,570	18,997,420	18,991,210	18,991,210	17,744,500	1,246,710	18,225,222
Asistenta sociala in caz de boli si invaliditati (cod 68.02.05.02)	680205			20,394,000	11,650,750	11,650,750	11,650,750	11,166,243	484,507	11,546,268
Asistenta sociala in caz de invaliditate	68020502			20,394,000	11,650,750	11,650,750	11,650,750	11,166,243	484,507	11,546,268


A	B	1	2	3	4	5	6	7	8=6-7	9
Ajutoare pentru locuinte	680210			16,570	16,570	16,570	16,570	14,148	2,422	14,148
Alte cheltuieli în domeniul asigurarilor si asistentei sociale (cod 68.02.50.50)	680250			12,784,000	7,330,100	7,323,890	7,323,890	6,564,109	759,781	6,664,806
Alte cheltuieli în domeniul asistentei sociale	68025050			12,784,000	7,330,100	7,323,890	7,323,890	6,564,109	759,781	6,664,806
Partea a IV-a SERVICII SI DEZVOLTARE PUBLICA, LOCUINTE, MEDIU SI APE (cod 70.02+74.02)	6902	1,071,054	5,207,760	29,322,440	18,453,760	18,453,760	18,453,760	15,239,091	3,214,669	10,687,126
Locuinte, servicii si dezvoltare publica (cod 70.02.03+70.02.05 la 70.02.07+70.02.50)	7002	1,071,054	5,207,760	17,578,090	9,067,760	9,067,760	9,067,760	7,980,426	1,087,334	3,428,461
Iluminat public si electrificari rurale	700206			2,850,000	1,850,000	1,850,000	1,850,000	1,602,858	247,142	1,748,457
Alte servicii in domeniul locuintelor, serviciilor si dezvoltarii comunale	700250	1,071,054	5,207,760	14,728,090	7,217,760	7,217,760	7,217,760	6,377,568	840,192	1,680,004
Protectia mediului (cod 74.02.03+74.02.05+74.02.06+74.02.50)	7402			11,744,350	9,386,000	9,386,000	9,386,000	7,258,665	2,127,335	7,258,665
Salubritate si gestiunea deseurilor (cod 74.02.05.01+74.02.05.02)	740205			11,744,350	9,386,000	9,386,000	9,386,000	7,258,665	2,127,335	7,258,665
Salubritate	74020501			11,744,350	9,386,000	9,386,000	9,386,000	7,258,665	2,127,335	7,258,665
Partea a V-a ACTIUNI ECONOMICE (80.02+81.02+83.02+84.02+87.02)	7902			27,077,000	14,177,000	14,177,000	14,177,000	12,945,294	1,231,706	15,219,139
Agricultura, silvicultura, piscicultura si vanatoare (cod 83.02.03)	8302			880,000	480,000	480,000	480,000	355,983	124,017	337,788
Alte cheltuieli în domeniul agriculturii, silviculturii, pisciculturii si vânatarii	830250			880,000	480,000	480,000	480,000	355,983	124,017	337,788
Transporturi (cod 84.02.03+84.02.04+84.02.06+84.02.50)	8402			26,197,000	13,697,000	13,697,000	13,697,000	12,589,311	1,107,689	14,881,351
Transport rutier (cod 84.02.03.01 la cod 84.02.03.03)	840203			26,197,000	13,697,000	13,697,000	13,697,000	12,589,311	1,107,689	14,881,351
Transport in comun	84020302			20,400,000	10,900,000	10,900,000	10,900,000	10,730,035	169,965	13,022,075
Strazi	84020303			5,797,000	2,797,000	2,797,000	2,797,000	1,859,276	937,724	1,859,276
CHELTUIELILE SECTIUNII DE DEZVOLTARE (cod 50.02+59.02+63.02+70.02+74.02+79.02)	4902	218,242,970	122,125,360	218,242,970	122,125,360	122,125,360	122,125,360	26,031,272	96,094,088	13,162,829
Partea I-a SERVICII PUBLICE GENERALE (cod 51.02+54.02)	5002	4,112,630	3,662,890	4,112,630	3,662,890	3,662,890	3,662,890	276,950	3,385,940	215,664
Autoritati publice si actiuni externe (cod 51.02.01)	5102	3,497,630	3,047,890	3,497,630	3,047,890	3,047,890	3,047,890	236,279	2,811,611	215,664
Autoritati executive si legislative (cod 51.02.01.03)	510201	3,497,630	3,047,890	3,497,630	3,047,890	3,047,890	3,047,890	236,279	2,811,611	215,664
Autoritati executive	51020103	3,497,630	3,047,890	3,497,630	3,047,890	3,047,890	3,047,890	236,279	2,811,611	215,664
Alte servicii publice generale (cod 54.02.05 la 54.02.07+54.02.10+54.02.50)	5402	615,000	615,000	615,000	615,000	615,000	615,000	40,671	574,329	
Servicii publice comunitare de evidenta a persoanelor	540210	105,000	105,000	105,000	105,000	105,000	105,000	40,671	64,329	
Alte servicii publice generale	540250	510,000	510,000	510,000	510,000	510,000	510,000		510,000	

A	B	1	2	3	4	5	6	7	8=6-7	9
Partea a II-a APARARE, ORDINE PUBLICA SI SIGURANTA NATIONALA (60.02+61.02)	5902									20,975
Ordine publica si siguranta nationala (cod 61.02.03+61.02.05+61.02.50)	6102									20,975
Ordine publica (cod 61.02.03.04)	610203									20,975
Politie locala	61020304									20,975
Partea a III-a CHELTUIELI SOCIAL-CULTURALE (cod 65.02+66.02+67.02+68.02)	6302	57,930,670	20,212,670	57,930,670	20,212,670	20,212,670	20,212,670	1,742,881	18,469,789	9,031,325
Invatamant (cod 65.02.03 la 65.02.05+65.02.07+65.02.11+65.02.13+65.02.50)	6502	54,321,110	17,853,110	54,321,110	17,853,110	17,853,110	17,853,110	626,403	17,226,707	7,825,365
Invatamant prescolar si primar (cod 65.02.03.01+65.02.03.02)	650203									58,780
Invatamant prescolar	65020301									58,780
Invatamant secundar (cod 65.02.04.01 la 65.02.04.03)	650204	415,840	415,840	415,840	415,840	415,840	415,840	294,055	121,785	1,256,995
Invatamant secundar inferior	65020401	397,740	397,740	397,740	397,740	397,740	397,740	294,055	103,685	406,870
Invatamant secundar superior	65020402	18,100	18,100	18,100	18,100	18,100	18,100		18,100	850,125
Invatamant anteprescolar	650213	45,000	45,000	45,000	45,000	45,000	45,000	44,601	399	5,717
Alte cheltuieli in domeniul invatamantului	650250	53,860,270	17,392,270	53,860,270	17,392,270	17,392,270	17,392,270	287,747	17,104,523	6,503,873
Sanatate (cod 66.02.06+66.02.08+66.02.50)	6602									2,124
Servicii de sanatate publica	660208									2,124
Cultura, recreere si religie (cod 67.02.03+67.02.05+67.02.06+67.02.50)	6702	2,999,560	1,749,560	2,999,560	1,749,560	1,749,560	1,749,560	1,050,291	699,269	1,174,915
Servicii culturale (cod 67.02.03.02 la 67.02.03.08+67.02.03.12+67.02.03.30)	670203	136,230	136,230	136,230	136,230	136,230	136,230	135,085	1,145	16,781
Alte servicii culturale	67020330	136,230	136,230	136,230	136,230	136,230	136,230	135,085	1,145	16,781
Servicii recreative si sportive (cod 67.02.05.01 la 67.02.05.03)	670205	2,726,440	1,476,440	2,726,440	1,476,440	1,476,440	1,476,440	894,381	582,059	1,158,134
Sport	67020501	2,234,000	984,000	2,234,000	984,000	984,000	984,000	894,381	89,619	1,158,134
Intretinere gradini publice, parcuri, zone verzi, baze sportive si de agrement	67020503	492,440	492,440	492,440	492,440	492,440	492,440		492,440	
Alte servicii in domeniile culturii, recreerii si religiei	670250	136,890	136,890	136,890	136,890	136,890	136,890	20,825	116,065	
Asigurari si asistenta sociala (cod 68.02.04 la 68.02.06+68.02.10+68.02.11+68.02.12+68.02.15+68.02.50)	6802	610,000	610,000	610,000	610,000	610,000	610,000	66,187	543,813	28,921
Alte cheltuieli in domeniul asigurarilor si asistentei sociale (cod 68.02.50.50)	680250	610,000	610,000	610,000	610,000	610,000	610,000	66,187	543,813	28,921
Alte cheltuieli in domeniul asistentei sociale	68025050	610,000	610,000	610,000	610,000	610,000	610,000	66,187	543,813	28,921

A	B	1	2	3	4	5	6	7	8=6-7	9
Partea a IV-a SERVICII SI DEZVOLTARE PUBLICA, LOCUINTE, MEDIU SI APE (cod 70.02+74.02)	6902	44,252,770	37,033,510	44,252,770	37,033,510	37,033,510	37,033,510	13,382,980	23,650,530	-22,705
Locuinte, servicii si dezvoltare publica (cod 70.02.03+70.02.05 la 70.02.07+70.02.50)	7002	43,704,540	36,485,280	43,704,540	36,485,280	36,485,280	36,485,280	13,382,980	23,102,300	-22,705
Locuinte (cod 70.02.03.01+70.02.03.30)	700203	762,000	762,000	762,000	762,000	762,000	762,000	461,820	300,180	7,085
Alte cheltuieli in domeniul locuintelor	70020330	762,000	762,000	762,000	762,000	762,000	762,000	461,820	300,180	7,085
Iluminat public si electrificari rurale	700206	22,391,960	17,118,000	22,391,960	17,118,000	17,118,000	17,118,000	7,781,958	9,336,042	
Alte servicii in domeniul locuintelor, serviciilor si dezvoltarii comunale	700250	20,550,580	18,605,280	20,550,580	18,605,280	18,605,280	18,605,280	5,139,202	13,466,078	-29,790
Protectia mediului (cod 74.02.03+74.02.05+74.02.06+74.02.50)	7402	548,230	548,230	548,230	548,230	548,230	548,230		548,230	
Salubritate si gestiunea deseurilor (cod 74.02.05.01+74.02.05.02)	740205	548,230	548,230	548,230	548,230	548,230	548,230		548,230	
Salubritate	74020501	548,230	548,230	548,230	548,230	548,230	548,230		548,230	
Partea aV-a ACTIUNI ECONOMICE (80.02+81.02+83.02+84.02+87.02)	7902	111,946,900	61,216,290	111,946,900	61,216,290	61,216,290	61,216,290	10,628,461	50,587,829	3,917,570
Agricultura, silvicultura, piscicultura si vanatoare (cod 83.02.03)	8302	120,000	120,000	120,000	120,000	120,000	120,000		120,000	
Alte cheltuieli in domeniul agriculturii, silviculturii, pisciculturii si vanatorii	830250	120,000	120,000	120,000	120,000	120,000	120,000		120,000	
Transporturi (cod 84.02.03+84.02.06+84.02.50)	8402	111,826,900	61,096,290	111,826,900	61,096,290	61,096,290	61,096,290	10,628,461	50,467,829	3,917,570
Transport rutier (cod 84.02.03.01 la 84.02.03.03)	840203	111,826,900	61,096,290	111,826,900	61,096,290	61,096,290	61,096,290	10,628,461	50,467,829	3,917,570
Transport in comun	84020302	37,110,000	5,110,000	37,110,000	5,110,000	5,110,000	5,110,000	1,547	5,108,453	-4,164
Strazi	84020303	74,716,900	55,986,290	74,716,900	55,986,290	55,986,290	55,986,290	10,626,914	45,359,376	3,921,734

Notă: Se detaliaza pe structura clasificatiei economice (Anexa 7)

Conducatorul institutiei



Conducatorul compartimentului
financiar-contabil

CONTUL DE EXECUTIE AL INSTITUTIILOR PUBLICE - CHELTUIELI

la data de 30.06.2023

Cod 21 Capitol 5002

Subcapitol

-lei-

DENUMIREA INDICATORILOR*)	Cod indicator	Credite de angajament		Credite bugetare		Angajamente bugetare	Angajamente legale	Plati efectuate	Angajamente legale de platit	Cheltuieli efective
		Aprobate la finele perioadei de raportare	Trimestriale cumulate	Aprobate la finele perioadei de raportare	Trimestriale cumulate					
A	B	1	2	3	4	5	6	7	8=6-7	9
TOTAL CHELTUIELI(SECTIUNEA DE FUNCTIONARE+SECTIUNEA DE DEZVOLTARE)		218,242,970	122,125,360	407,658,390	238,300,380	236,406,124	236,406,124	120,515,350	115,890,774	107,505,777
SECTIUNEA DE FUNCTIONARE (cod 01+79+85)				189,415,420	116,175,020	114,280,764	114,280,764	94,484,078	19,796,686	94,342,948
CHELTUIELI CURENTE (10+20+30+40+50+51SF+55SF+57+59)	01			178,704,880	110,967,260	110,113,800	110,113,800	90,821,286	19,292,514	94,342,948
TITLUL I CHELTUIELI DE PERSONAL (cod 10.01 la10.03)	10			56,206,010	31,859,450	31,859,450	31,859,450	27,050,447	4,809,003	27,771,194
Cheltuieli salariale in bani (cod 10.01.01+10.01.03 la 10.01.17+10.01.29 +10.01.30)	1001			53,420,710	29,717,170	29,717,170	29,717,170	25,329,350	4,387,820	26,015,121
Salarii de baza	100101			49,533,170	27,556,990	27,556,990	27,556,990	23,634,846	3,922,144	24,313,124
Sporuri pentru conditii de munca	100105			337,000	178,000	178,000	178,000	146,621	31,379	149,973
Alte sporuri	100106			528,740	290,580	290,580	290,580	174,445	116,135	177,340
Indemnizatii platite unor persoane din afara unitatii	100112			438,820	256,900	256,900	256,900	217,287	39,613	221,985
Drepturi de delegare	100113			14,200	9,360	9,360	9,360	2,955	6,405	2,955
Indemnizatii de hrana	100117			2,542,140	1,398,700	1,398,700	1,398,700	1,135,124	263,576	1,131,663
Alte drepturi salariale in bani	100130			26,640	26,640	26,640	26,640	18,072	8,568	18,081
Cheltuieli salariale in natura (cod 10.02.01 la 10.02.06+10.02.30)	1002			1,573,200	1,448,590	1,448,590	1,448,590	1,150,925	297,665	1,174,025
Norme de hrana	100202			280,000	221,440	221,440	221,440	110,589	110,851	133,689
Transportul la si de la locul de munca	100205			258,000	191,950	191,950	191,950	101,222	90,728	101,222
Vouchere de vacanta	100206			1,035,200	1,035,200	1,035,200	1,035,200	939,114	96,086	939,114
Contributii (cod 10.03.01 la 10.03.08)	1003			1,212,100	693,690	693,690	693,690	570,172	123,518	582,048
Contributii de asigurari sociale de stat	100301			400	400	400	400	396	4	396

A	B	1	2	3	4	5	6	7	8=6-7	9
Contributii de asigurari de somaj	100302			20	20	20	20	13	7	13
Contributii de asigurari sociale de sanatate	100303			140	140	140	140	130	10	130
Contributii de asigurari pentru accidente de munca si boli profesionale	100304			10	10	10	10	4	6	4
Contributii pentru concedii si indemnizatii	100306			30	30	30	30	21	9	21
Contributia asiguratorie pentru munca	100307			1,210,500	692,090	692,090	692,090	569,460	122,630	581,277
Contributii platite de angajator in numele angajatului	100308			1,000	1,000	1,000	1,000	148	852	207
TITLUL II BUNURI SI SERVICII (cod 20.01 la 20.06+20.09 la 20.16+20.18 la 20.25+20.27+20.30)	20			53,053,470	37,066,760	36,733,300	36,733,300	27,538,162	9,195,138	27,703,634
Bunuri si servicii (cod 20.01.01 la 20.01.09+20.01.30)	2001			34,178,190	25,666,390	25,332,930	25,332,930	20,929,284	4,403,646	21,019,942
Furnituri de birou	200101			644,400	387,000	387,000	387,000	264,964	122,036	296,997
Materiale pentru curatenie	200102			501,800	331,800	331,800	331,800	180,381	151,419	219,567
Incalzit, iluminat si forta motrica	200103			8,785,170	6,793,170	6,793,170	6,793,170	6,226,512	566,658	6,263,011
Apa, canal si salubritate	200104			830,600	609,300	609,300	609,300	465,905	143,395	473,338
Carburanti si lubrifianti	200105			165,400	94,920	94,920	94,920	64,481	30,439	64,884
Piese de schimb	200106			68,000	41,000	41,000	41,000	22,311	18,689	23,856
Transport	200107			83,160	82,160	82,160	82,160	59,510	22,650	59,510
Posta, telecomunicatii, radio, tv, internet	200108			834,980	523,180	523,180	523,180	358,517	164,663	330,684
Materiale si prestari de servicii cu caracter functional	200109			658,340	381,070	381,070	381,070	318,469	62,601	320,791
Alte bunuri si servicii pentru intretinere si functionare	200130			21,606,340	16,422,790	16,089,330	16,089,330	12,968,234	3,121,096	12,967,304
Reparatii curente	2002			6,966,800	3,787,300	3,787,300	3,787,300	2,001,550	1,785,750	2,000,523
Hrana (cod 20.03.01+20.03.02)	2003			1,322,000	982,000	982,000	982,000	707,638	274,362	738,521
Hrana pentru oameni	200301			1,322,000	982,000	982,000	982,000	707,638	274,362	738,521
Medicamente si materiale sanitare (cod 20.04.01 la 20.04.04)	2004			57,000	54,000	54,000	54,000	14,988	39,012	16,889
Medicamente	200401			29,700	28,700	28,700	28,700	7,195	21,505	7,956
Materiale sanitare	200402			25,300	23,300	23,300	23,300	6,478	16,822	7,555
Dezinfectanti	200404			2,000	2,000	2,000	2,000	1,315	685	1,378
Bunuri de natura obiectelor de inventar (cod 20.05.01+20.05.03+20.05.30)	2005			954,610	790,610	790,610	790,610	430,629	359,981	478,407
Uniforme si echipament	200501			42,900	32,900	32,900	32,900	14,085	18,815	18,417
Lenjerie si accesorii de pat	200503			4,000	4,000	4,000	4,000		4,000	1,388
Alte obiecte de inventar	200530			907,710	753,710	753,710	753,710	416,544	337,166	458,602
Deplasari, detasari, transferari (cod 20.06.01+20.06.02)	2006			102,530	90,030	90,030	90,030	32,482	57,548	34,896

A	B	1	2	3	4	5	6	7	8=6-7	9
Deplasari interne, detasari, transferari	200601			92,530	80,030	80,030	80,030	32,482	47,548	34,857
Deplasari in strainatate	200602			10,000	10,000	10,000	10,000		10,000	39
Materiale de laborator	2009			1,500	1,500	1,500	1,500		1,500	
Carti, publicatii si materiale documentare	2011			72,800	41,000	41,000	41,000	13,398	27,602	9,286
Regatire profesionala	2013			200,780	176,280	176,280	176,280	61,846	114,434	61,846
Protectia muncii	2014			62,700	36,300	36,300	36,300	8,947	27,353	11,923
Cheltuieli judiciare si extrajudiciare derivate din actiuni in reprezentarea intereselor statului, potrivit dispozitiilor legale	2025			136,000	100,500	100,500	100,500	32,871	67,629	31,518
Alte cheltuieli (cod 20.30.01 la 20.30.04+20.30.06+20.30.07+20.30.09+20.30.30)	2030			8,998,560	5,340,850	5,340,850	5,340,850	3,304,529	2,036,321	3,299,883
Reclama si publicitate	203001			79,500	68,500	68,500	68,500	45,011	23,489	39,606
Protocol si reprezentare	203002			21,500	18,000	18,000	18,000	12,589	5,411	12,589
Prime de asigurare non-viata	203003			14,000	10,000	10,000	10,000	4,814	5,186	4,814
Chirii	203004			120,000	60,000	60,000	60,000	56,865	3,135	56,865
Alte cheltuieli cu bunuri si servicii	203030			8,763,560	5,184,350	5,184,350	5,184,350	3,185,250	1,999,100	3,186,009
TITLUL III DOBANZI (cod 30.01 la 30.03)	30			9,083,830	4,390,000	4,390,000	4,390,000	3,356,976	1,033,024	3,355,712
Dobanzi aferente datoriei publice interne (cod 30.01.01+30.01.02)	3001			9,083,830	4,390,000	4,390,000	4,390,000	3,356,976	1,033,024	3,355,712
Dobanzi aferente creditelor interne garantate	300102			9,083,830	4,390,000	4,390,000	4,390,000	3,356,976	1,033,024	3,355,712
TITLUL IV SUBVENTII (cod 40.03+40.20+ 40.30)	40			20,436,000	10,924,000	10,924,000	10,924,000	10,747,095	176,905	13,039,135
Subventii pentru acoperirea diferentelor de pret si tarif	4003			20,400,000	10,900,000	10,900,000	10,900,000	10,730,035	169,965	13,022,075
Alte subventii	4030			36,000	24,000	24,000	24,000	17,060	6,940	17,060
TITLUL V FONDURI DE REZERVA (cod 50.04)	50			450,000	350,000					
Fond de rezerva bugetara la dispozitia autoritatilor locale	5004			450,000	350,000					
TITLUL VI TRANSFERURI INTRE UNITATI ALE ADMINISTRATIEI PUBLICE (cod 51.01) (cod 51.01)	51			12,742,000	8,817,100	8,817,100	8,817,100	8,046,000	771,100	8,046,000
Transferuri curente (cod 51.01.01+51.01.03+51.01.05+ 51.01.14+51.01.15+ 51.01.24 +51.01.26 +51.01.31+51.01.39+ 51.01.46+51.01.49+51.01.60+51.01.61+51.01.64)	5101			12,742,000	8,817,100	8,817,100	8,817,100	8,046,000	771,100	8,046,000
Transferuri catre institutii publice	510101			12,742,000	8,817,100	8,817,100	8,817,100	8,046,000	771,100	8,046,000
TITLUL VII ALTE TRANSFERURI (cod 55.01+ 55.02)	55			1,604,000	1,200,000	1,200,000	1,200,000	600,000	600,000	600,000
Transferuri interne (cod 55.01.18+55.01.46+55.01.63+55.01.65+55.01.73 + 55.01.84)	5501			1,604,000	1,200,000	1,200,000	1,200,000	600,000	600,000	600,000

A	B	1	2	3	4	5	6	7	8=6-7	9
Finantarea invatamantului particular sau confesional acreditat	550163			1,004,000	600,000	600,000	600,000	600,000		600,000
Sume reprezentand stimulenta pentru casarea autovehiculelor uzate	550184			600,000	600,000	600,000	600,000		600,000	
TITLUL IX ASISTENTA SOCIALA (cod 57.02)	57			15,372,570	9,389,070	9,219,070	9,219,070	8,513,080	705,990	8,857,747
Ajutoare sociale (cod 57.02.01 la 57.02.05)	5702			15,372,570	9,389,070	9,219,070	9,219,070	8,513,080	705,990	8,857,747
Ajutoare sociale in numerar	570201			15,351,570	9,368,070	9,198,070	9,198,070	8,499,445	698,625	8,844,112
Tichete de cresa si tichete sociale pentru gradinita	570203			21,000	21,000	21,000	21,000	13,635	7,365	13,635
TITLUL XI ALTE CHELTUIELI (cod 59.01+59.02+59.08+59.11+59.12+59.15+ 59.17+59.20+59.22+59.25+59.30+ 59.35+ 59.40+59.41)	59			9,757,000	6,970,880	6,970,880	6,970,880	4,969,526	2,001,354	4,969,526
Burse	5901			6,882,000	5,404,000	5,404,000	5,404,000	3,632,736	1,771,264	3,632,736
Asociatii si fundatii	5911			2,863,000	1,554,880	1,554,880	1,554,880	1,336,790	218,090	1,336,790
Sume aferente persoanelor cu handicap neincadrate	5940			12,000	12,000	12,000	12,000		12,000	
OPERATIUNI FINANCIARE (cod 80+81)	79			10,710,540	5,207,760	5,207,760	5,207,760	4,703,588	504,172	
TITLUL XIX RAMBURSARI DE CREDITE (cod 81.01+81.02+81.05)	81			10,710,540	5,207,760	5,207,760	5,207,760	4,703,588	504,172	
Rambursari de credite interne (cod 81.02.01+81.02.02+81.02.05)	8102			10,710,540	5,207,760	5,207,760	5,207,760	4,703,588	504,172	
Rambursari de credite aferente datoriei publice interne locale	810205								504,172	
Rambursari de credite aferente datoriei publice interne locale	810205			10,710,540	5,207,760	5,207,760	5,207,760	4,703,588	504,172	
TITLUL XXI PLATI EFECTUATE IN ANII PRECEDENTI SI RECUPERATE IN ANUL CURENT(85.01)	85F					-1,040,796	-1,040,796	-1,040,796		
Plati efectuate in anii precedenti si recuperate in anul curent (cod 85.01.01)	8501F					-1,040,796	-1,040,796	-1,040,796		
Plati efectuate in anii precedenti si recuperate in anul curent in sectiunea de functionare a bugetului local	850101					-1,040,796	-1,040,796	-1,040,796		
SECTIUNEA DE DEZVOLTARE (cod 51+55+56+58+60+61+70+81+85)		218,242,970	122,125,360	218,242,970	122,125,360	122,125,360	122,125,360	26,031,272	96,094,088	13,162,829
TITLUL X Proiecte cu finantare din fonduri externe nerambursabile aferente cadrului financiar 2014-2020 (cod 58.01 la 58.05+58.11+58.12+58.15+58.16+58.30)	58	89,943,270	74,110,270	89,943,270	74,110,270	74,110,270	74,110,270	18,592,199	55,518,071	467,948
Programe din Fondul European de Dezvoltare Regionala (FEDR) (cod 58.01.01 la 58.01.03)	5801	89,943,270	74,110,270	89,943,270	74,110,270	74,110,270	74,110,270	18,592,199	55,518,071	38,797
Finantarea nationala	580101	12,831,350	10,458,350	12,831,350	10,458,350	10,458,350	10,458,350	2,391,143	8,067,207	12,640

A	B	1	2	3	4	5	6	7	8=6-7	9
Finantarea externa nerambursabila	580102	77,111,920	63,651,920	77,111,920	63,651,920	63,651,920	63,651,920	16,201,056	47,450,864	26,157
Programe din Fondul Social European (FSE) (cod 58.02.01 la 58.02.03)	5802									429,151
Finantarea nationala	580201									429,151
Titlul XII „Proiecte cu finantare din sumele reprezentând asistentă financiară nerambursabilă aferentă PNRR” (cod 60.01 la 60.03)	60	54,868,000	22,000,000	54,868,000	22,000,000	22,000,000	22,000,000		22,000,000	
Fonduri europene nerambursabile	6001	46,108,010	18,412,220	46,108,010	18,412,220	18,412,220	18,412,220		18,412,220	
Sume aferente TVA	6003	8,759,990	3,587,780	8,759,990	3,587,780	3,587,780	3,587,780		3,587,780	
Titlul XIII „Proiecte cu finantare din sumele aferente componentei de împrumut a PNRR” (cod 61.01 la 61.03)	61	40,700,000	5,100,000	40,700,000	5,100,000	5,100,000	5,100,000	2,146	5,097,854	4,292
Fonduri din împrumut rambursabil	6101	34,201,690	4,285,730	34,201,690	4,285,730	4,285,730	4,285,730	1,803	4,283,927	3,606
Sume aferente TVA	6103	6,498,310	814,270	6,498,310	814,270	814,270	814,270	343	813,927	686
CHELTUIELI DE CAPITAL ((cod 71+72+75)	70	32,731,700	20,915,090	32,731,700	20,915,090	20,915,090	20,915,090	7,436,927	13,478,163	12,690,589
TITLUL XV ACTIVE NEFINANCIARE (cod 71.01 + 71.03)	71	32,731,700	20,915,090	32,731,700	20,915,090	20,915,090	20,915,090	7,436,927	13,478,163	12,690,589
Active fixe (cod 71.01.01 la 71.01.03+71.01.30)	7101	21,071,420	12,602,160	21,207,650	12,738,390	12,738,390	12,738,390	5,056,622	7,681,768	6,541,324
Constructii	710101									49,759
Masini, echipamente si mijloace de transport	710102									15,546
Mobilier, aparatura biroutica si alte active corporale	710103									-236,524
Alte active fixe	710130	21,071,420	12,602,160	21,207,650	12,738,390	12,738,390	12,738,390	5,056,622	7,681,768	6,712,543
Reparatii capitale aferente activelor fixe	7103	11,660,280	8,312,930	11,524,050	8,176,700	8,176,700	8,176,700	2,380,305	5,796,395	6,149,265
TITLUL VI TRANSFERURI INTRE UNITATI ALE ADMINISTRATIEI PUBLICE (cod 51.01+51.02)	51			12,742,000	8,817,100	8,817,100	8,817,100	8,046,000	771,100	8,046,000
TITLUL VII ALTE TRANSFERURI (cod 55.01+55.02)	55			1,604,000	1,200,000	1,200,000	1,200,000	600,000	600,000	600,000
TITLUL XVI RAMBURSARI DE CREDETE	81	1,071,054	5,207,760	10,710,540	5,207,760	5,207,760	5,207,760	4,703,588	504,172	
	84						-1,040,796	-1,040,796	-1,040,796	
OPERATIUNI FINANCIARE (cod 81)	79	1,071,054	5,207,760	10,710,540	5,207,760	5,207,760	5,207,760	4,703,588	504,172	
A. CHELTUIELILE CURENTE (10+20+30+40+50+51+55+56+58+57+59)	01	89,943,270	74,110,270	268,648,150	185,077,530	184,224,070	184,224,070	109,413,485	74,810,585	94,810,896
TITLUL XIX PLATI EFECTUATE IN ANII PRECEDENTI SI RECUPERATE IN ANUL CURENT (85.01)	85						-1,040,796	-1,040,796	-1,040,796	
Plati efectuate in anii precedenti si recuperate in anul curent (cod 85.01.02+85.01.05)	8501						-1,040,796	-1,040,796	-1,040,796	



[Handwritten signature]

[Handwritten signature]

CONTUL DE EXECUTIE A BUGETULUI CREDITELOR INTERNE- CHELTUIELI

la data de 30.06.2023

Cod 21

-lei-

Denumirea indicatorilor *)	Cod indicator	Credite de angajament		Credite bugetare		Angajamente bugetare	Angajamente legale	Plati efectuate	Angajamente legale de platit	Cheltuieli efective
		Aprobate la finele perioadei de raportare	Trimestriale cumulate	Aprobate la finele perioadei de raportare	Trimestriale cumulate					
A	B	1	2	3	4	5	6	7	8=6-7	9
TOTAL CHELTUIELI (cod 50.07+59.07+63.07+70.07+79.07)	4907	39,874,360	30,761,710	39,874,360	30,761,710	30,761,710	30,761,710	15,059,894	15,701,816	6,432,417
Partea a III-a CHELTUIELI SOCIAL-CULTURALE(cod 65.07+66.07+67.07+68.07)	6307	790,810	790,810	790,810	790,810	790,810	790,810	364,420	426,390	6,421,093
Invatamant (cod 65.07.03 la cod 65.07.05+65.07.07+65.07.11+65.07.50)	6507	790,810	790,810	790,810	790,810	790,810	790,810	364,420	426,390	6,421,093
Alte cheltuieli in domeniul Invatamantului	650750	790,810	790,810	790,810	790,810	790,810	790,810	364,420	426,390	6,421,093
Partea IV-a SERVICII SI DEZVOLTARE PUBLICA, LOCUINTE,MEDIU SI APE (cod 70.07+74.07)	6907	7,214,570	7,214,570	7,214,570	7,214,570	7,214,570	7,214,570	4,171,868	3,042,702	11,324
Locuinte, servicii si dezvoltare publica (cod 70.07.03+70.07.05 la 70.07.07+70.07.50)	7007	7,214,570	7,214,570	7,214,570	7,214,570	7,214,570	7,214,570	4,171,868	3,042,702	11,324
Locuinte (cod 70.07.03.01+70.07.03.30)	700703	1,167,470	1,167,470	1,167,470	1,167,470	1,167,470	1,167,470	656,020	511,450	11,324
Alte cheltuieli in domeniul locuintelor	70070330	1,167,470	1,167,470	1,167,470	1,167,470	1,167,470	1,167,470	656,020	511,450	11,324
Iluminat public si electrificari rurale	700706	2,897,300	2,897,300	2,897,300	2,897,300	2,897,300	2,897,300	1,751,824	1,145,476	
Alte servicii in domeniile locuintelor, serviciilor si dezvoltarii comunale	700750	3,149,800	3,149,800	3,149,800	3,149,800	3,149,800	3,149,800	1,764,024	1,385,776	
Partea V-a ACTIUNI ECONOMICE (cod 80.07+81.07+83.07+84.07+ 87.07)	7907	31,868,980	22,756,330	31,868,980	22,756,330	22,756,330	22,756,330	10,523,606	12,232,724	
Transporturi (cod 84.07.03+ 84.07.06+84.07.50)	8407	31,868,980	22,756,330	31,868,980	22,756,330	22,756,330	22,756,330	10,523,606	12,232,724	
Transport rutier (cod 84.07.03.01 la 84.07.03.03)	840703	31,868,980	22,756,330	31,868,980	22,756,330	22,756,330	22,756,330	10,523,606	12,232,724	
Strazi	84070303	31,868,980	22,756,330	31,868,980	22,756,330	22,756,330	22,756,330	10,523,606	12,232,724	
CHELTUIELILE SECTIUNII DE DEZVOLTARE(cod 50.07+59.07+63.07+70.07+74.07+79.07)	4907	39,874,360	30,761,710	39,874,360	30,761,710	30,761,710	30,761,710	15,059,894	15,701,816	6,432,417

A	B	1	2	3	4	5	6	7	8=6-7	9
Partea III-a CHELTUIELI SOCIAL-CULTURALE (cod 65.07+66.07+67.07+68.07)	6307	790,810	790,810	790,810	790,810	790,810	790,810	364,420	426,390	6,421,093
Invatamant (cod 65.07.03+65.07.04+65.07.05+65.07.07+61.07.11+65.07.50)	6507	790,810	790,810	790,810	790,810	790,810	790,810	364,420	426,390	6,421,093
Alte cheltuieli in domeniul Invatamantului	650750	790,810	790,810	790,810	790,810	790,810	790,810	364,420	426,390	6,421,093
Partea IV-a SERVICII SI DEZVOLTARE PUBLICA, LOCUINTE, MEDIU SI APE (cod 70.07+74.07)	6907	7,214,570	7,214,570	7,214,570	7,214,570	7,214,570	7,214,570	4,171,868	3,042,702	11,324
Locuinte, servicii si dezvoltare publica (cod 70.07.03+70.07.05+70.07.06+70.07.07+70.07.50)	7007	7,214,570	7,214,570	7,214,570	7,214,570	7,214,570	7,214,570	4,171,868	3,042,702	11,324
Locuinte (cod 70.07.03.01+70.07.03.30)	700703	1,167,470	1,167,470	1,167,470	1,167,470	1,167,470	1,167,470	656,020	511,450	11,324
Alte cheltuieli in domeniul locuintelor	70070330	1,167,470	1,167,470	1,167,470	1,167,470	1,167,470	1,167,470	656,020	511,450	11,324
Iluminat public si electrificari rurale	700706	2,897,300	2,897,300	2,897,300	2,897,300	2,897,300	2,897,300	1,751,824	1,145,476	
Alte servicii in domeniile locuintelor, serviciilor si dezvoltarii comunale	700750	3,149,800	3,149,800	3,149,800	3,149,800	3,149,800	3,149,800	1,764,024	1,385,776	
Partea V-a ACTIUNI ECONOMICE (cod 80.07+81.07+83.07+84.07+ 87.07)	7907	31,868,980	22,756,330	31,868,980	22,756,330	22,756,330	22,756,330	10,523,606	12,232,724	
Transporturi (cod 84.07.03+84.07.06+84.07.50D)	8407	31,868,980	22,756,330	31,868,980	22,756,330	22,756,330	22,756,330	10,523,606	12,232,724	
Transport rutier (cod 84.07.03.01 la 84.07.03.03)	840703	31,868,980	22,756,330	31,868,980	22,756,330	22,756,330	22,756,330	10,523,606	12,232,724	
Strazi	84070303	31,868,980	22,756,330	31,868,980	22,756,330	22,756,330	22,756,330	10,523,606	12,232,724	

Nota: Se detaliaza pe structura clasificatiei economice (Anexa 7)

Conducatorul institutiei



Conducatorul compartimentului
financiar-contabil

CONTUL DE EXECUTIE AL INSTITUTIILOR PUBLICE - CHELTUIELI


la data de 30.06.2023

Cod 21 Capitol 5007

Subcapitol

-lei-

DENUMIREA INDICATORILOR*)	Cod indicator	Credite de angajament		Credite bugetare		Angajamente bugetare	Angajamente legale	Plati efectuate	Angajamente legale de platit	Cheltuieli efective
		Aprobate la finele perioadei de raportare	Trimestriale cumulate	Aprobate la finele perioadei de raportare	Trimestriale cumulate					
A	B	1	2	3	4	5	6	7	8=6-7	9
TOTAL CHELTUIELI(SECTIUNEA DE FUNCTIONARE+SECTIUNEA DE DEZVOLTARE)		39,874,360	30,761,710	39,874,360	30,761,710	30,761,710	30,761,710	15,059,894	15,701,816	6,432,417
SECTIUNEA DE DEZVOLTARE (cod 51+55+56+58+60+61+70+81+85)		39,874,360	30,761,710	39,874,360	30,761,710	30,761,710	30,761,710	15,059,894	15,701,816	6,432,417
TITLUL X Proiecte cu finantare din fonduri externe nerambursabile aferente cadrului financiar 2014-2020 (cod 58.01 la 58.05+58.11+58.12+58.15+58.16+58.30)	58	39,874,360	30,761,710	39,874,360	30,761,710	30,761,710	30,761,710	15,059,894	15,701,816	11,324
Programe din Fondul European de Dezvoltare Regionala (FEDR) (cod 58.01.01 la 58.01.03)	5801	39,874,360	30,761,710	39,874,360	30,761,710	30,761,710	30,761,710	15,059,894	15,701,816	11,324
Finantarea nationala	580101	14,051,670	14,051,670	14,051,670	14,051,670	14,051,670	14,051,670	4,211,930	9,839,740	6,683
Cheltuieli neeligibile	580103	25,822,690	16,710,040	25,822,690	16,710,040	16,710,040	16,710,040	10,847,964	5,862,076	4,641
CHELTUIELI DE CAPITAL ((cod 71+72+75)	70									6,421,093
TITLUL XV ACTIVE NEFINANCIARE (cod 71.01 + 71.03)	71									6,421,093
Active fixe (cod 71.01.01 la 71.01.03+71.01.30)	7101									6,421,093
Alte active fixe	710130									6,421,093
A. CHELTUIELILE CURENTE (10+20+30+40+50+51+55+56+58+57+59)	01	39,874,360	30,761,710	39,874,360	30,761,710	30,761,710	30,761,710	15,059,894	15,701,816	11,324



Director Economic

CONTUL DE EXECUTIE
A BUGETULUI INSTITUTIILOR PUBLICE SI ACTIVITATILOR FINANTATE INTEGRAL SAU PARTIAL DIN VENITURI PROPRII (DE SUBORDONARE LOCALA) -CHELTUIELI

la data de 30.06.2023

Cod 21

-lei-


Denumirea indicatorilor *)	Cod indicator	Credite de angajament		Credite bugetare		Angajamente bugetare	Angajamente legale	Plati efectuate	Angajamente legale de platit	Cheltuieli efective
		Aprobate la finele perioadei de raportare	Trimestriale cumulate	Aprobate la finele perioadei de raportare	Trimestriale cumulate					
A	B	1	2	3	4	5	6	7	8=6-7	9
TOTAL CHELTUIELI - SECTIUNEA DE FUNCTIONARE + SECTIUNEA DE DEZVOLTARE (cod 50.10+59.10+63.10+70.10+74.10+79.10)	4910	44,000	44,000	21,580,180	14,675,280	14,656,140	14,656,140	11,661,619	2,994,521	11,585,703
Partea I-a SERVICII PUBLICE GENERALE (cod 54.10+55.10)	5010			5,905,690	3,501,880	3,482,740	3,482,740	2,680,608	802,132	2,464,465
Alte servicii publice generale (cod 54.10.10+54.10.50)	5410			5,905,690	3,501,880	3,482,740	3,482,740	2,680,608	802,132	2,464,465
Alte servicii publice generale	541050			5,905,690	3,501,880	3,482,740	3,482,740	2,680,608	802,132	2,464,465
Partea III-a CHELTUIELI SOCIAL-CULTURALE (cod 65.10+66.10+67.10+68.10)	6310	44,000	44,000	15,674,490	11,173,400	11,173,400	11,173,400	8,981,011	2,192,389	9,121,238
Invatamant (cod 65.10.03 la 65.10.05+65.10.07+65.10.11+65.10.50)	6510	44,000	44,000	4,366,270	3,567,260	3,567,260	3,567,260	2,353,949	1,213,311	2,424,429
Invaatamant prescolar si primar (cod 65.10.03.01+65.10.03.02)	651003			2,341,660	1,981,660	1,981,660	1,981,660	1,493,890	487,770	1,467,677
Invatamant prescolar	65100301			2,341,660	1,981,660	1,981,660	1,981,660	1,493,890	487,770	1,467,677
Invatamant secundar (cod 65.10.04.01 la 65.10.04.03)	651004	44,000	44,000	2,024,610	1,585,600	1,585,600	1,585,600	860,059	725,541	956,752
Invatamant secundar inferior	65100401			113,820	94,820	94,820	94,820	22,705	72,115	21,320
Invatamant secundar superior	65100402	44,000	44,000	1,910,790	1,490,780	1,490,780	1,490,780	837,354	653,426	935,432
Cultura, recreere si religie (cod 67.10.03+67.10.05+67.10.50)	6710			11,308,220	7,606,140	7,606,140	7,606,140	6,627,062	979,078	6,696,805
Servicii culturale (cod 67.10.03.03 la 67.10.03.07+67.10.03.09 la 67.10.03.11+67.10.03.15+67.10.03.30)	671003			3,895,000	2,072,920	2,072,920	2,072,920	1,860,458	212,462	1,909,174
Case de cultura	67100306			3,895,000	2,072,920	2,072,920	2,072,920	1,860,458	212,462	1,909,174
Servicii recreative si sportive (cod 67.10.05.01)	671005			7,413,220	5,533,220	5,533,220	5,533,220	4,766,604	766,616	4,787,635
Sport	67100501			7,413,220	5,533,220	5,533,220	5,533,220	4,766,604	766,616	4,787,635

A	B	1	2	3	4	5	6	7	8=6-7	9
CHELTUIELILE SECTIUNII DE FUNCTIONARE (cod 50.10+59.10+63.10+70.10+74.10+79.10)	4910	44,000	44,000	21,580,180	14,675,280	14,656,140	14,656,140	11,661,619	2,994,521	11,585,703
Partea I-a SERVICII PUBLICE GENERALE (cod 51.10+54.10+55.10)	5010			5,905,690	3,501,880	3,482,740	3,482,740	2,680,608	802,132	2,421,055
Alte servicii publice generale (cod 54.10.10+54.10.50)	5410			5,905,690	3,501,880	3,482,740	3,482,740	2,680,608	802,132	2,421,055
Alte servicii publice generale	541050			5,905,690	3,501,880	3,482,740	3,482,740	2,680,608	802,132	2,421,055
Partea III-a CHELTUIELI SOCIAL-CULTURALE (cod 65.10+66.10+67.10+68.10)	6310			15,630,490	11,129,400	11,129,400	11,129,400	8,981,011	2,148,389	9,078,512
Invatamant (cod 65.10.03 la 65.10.05+65.10.07+65.10.11+65.10.50)	6510			4,322,270	3,523,260	3,523,260	3,523,260	2,353,949	1,169,311	2,399,020
Invatamant prescolar si primar (cod 65.10.03.01+65.10.03.02)	651003			2,341,660	1,981,660	1,981,660	1,981,660	1,493,890	487,770	1,467,677
Invatamant prescolar	65100301			2,341,660	1,981,660	1,981,660	1,981,660	1,493,890	487,770	1,467,677
Invatamant secundar (cod 65.10.04.01 la 65.10.04.03)	651004			1,980,610	1,541,600	1,541,600	1,541,600	860,059	681,541	931,343
Invatamant secundar inferior	65100401			113,820	94,820	94,820	94,820	22,705	72,115	21,320
Invatamant secundar superior	65100402			1,866,790	1,446,780	1,446,780	1,446,780	837,354	609,426	910,023
Cultura, recreere si religie (cod 67.10.03+67.10.05+67.10.50)	6710			11,308,220	7,606,140	7,606,140	7,606,140	6,627,062	979,078	6,679,492
Servicii culturale (cod 67.10.03.03 la 67.10.03.07+67.10.03.09 la 67.10.03.11+67.10.03.15+67.10.03.30)	671003			3,895,000	2,072,920	2,072,920	2,072,920	1,860,458	212,462	1,896,928
Case de cultura	67100306			3,895,000	2,072,920	2,072,920	2,072,920	1,860,458	212,462	1,896,928
Servicii recreative si sportive (cod 67.10.05.01)	671005			7,413,220	5,533,220	5,533,220	5,533,220	4,766,604	766,616	4,782,564
Sport	67100501			7,413,220	5,533,220	5,533,220	5,533,220	4,766,604	766,616	4,782,564
CHELTUIELILE SECTIUNII DE DEZVOLTARE (cod 50.10+59.10+63.10+70.10+74.10+79.10)	4910	44,000	44,000	44,000	44,000	44,000	44,000		44,000	86,136
Partea I-a SERVICII PUBLICE GENERALE (cod 51.10+54.10)	5010									43,410
Alte servicii publice generale (cod 54.10.10+54.10.50)	5410									43,410
Alte servicii publice generale	541050									43,410
Partea III-a CHELTUIELI SOCIAL-CULTURALE (cod 65.10+66.10+67.10+68.10)	6310	44,000	44,000	44,000	44,000	44,000	44,000		44,000	42,726
Invatamant (cod 65.10.03 la 65.10.05+65.10.07+65.10.11+65.10.50)	6510	44,000	44,000	44,000	44,000	44,000	44,000		44,000	25,409
Invatamant secundar (cod 65.10.04.01 la 65.10.04.03)	651004	44,000	44,000	44,000	44,000	44,000	44,000		44,000	25,409
Invatamant secundar superior	65100402	44,000	44,000	44,000	44,000	44,000	44,000		44,000	25,409
Cultura, recreere si religie (cod 67.10.03+67.10.05+67.10.50)	6710									17,317
Servicii culturale (cod 67.10.03.03 la 67.10.03.07+67.10.03.09)	671003									12,246

A	B	1	2	3	4	5	6	7	8=6-7	9
la 67.10.03.11+67.10.03.15+67.10.03.30)										
Case de cultura	67100306									12,246
Servicii recreative si sportive (cod 67.10.05.01)	671005									5,071
Sport	67100501									5,071

Notă: Se detaliaza pe structura clasificatiei economice (Anexa 7)

Conducatorul institutiei



Conducatorul compartimentului
financiar-contabil

CONTUL DE EXECUTIE

A BUGETULUI INSTITUTIILOR PUBLICE SI ACTIVITATILOR FINANTATE INTEGRAL SAU PARTIAL DIN VENITURI PROPRII (DE SUBORDONARE LOCALA) -VENITURI

la data de 30.06.2023

Cod 20

-lei-

Denumirea indicatorilor	Cod indicator	Prevederi bugetare		Drepturi constatate			Incasari realizate	Stingeri pe alte cai decat incasari	Drepturi constatate de incasat
		Aprobate la finele perioadei de raportare	Trimestriale cumulate	Total, din care:	din anii precedenti	din anul curent			
A	B	1	2	3=4+5	4	5	6	7	8=3-6-7
TOTAL VENITURI (cod 00.02+00.15+00.16+00.17+45.10+48.10)	000110	21,580,180	14,675,280	13,884,224	464,712	✓ 13,419,512	13,539,503		344,721
I. VENITURI CURENTE (cod 00.03+00.12)	0002	8,157,100	5,362,790	5,366,717	464,712	4,902,005	5,021,996		344,721
C. VENITURI NEFISCALE (cod 00.13+00.14)	2900	8,157,100	5,362,790	5,366,717	464,712	4,902,005	5,021,996		344,721
C1. VENITURI DIN PROPRIETATE (cod 30.10+31.10)	3000	270,220	203,520	170,441	16,861	153,580	155,671		14,770
Venituri din proprietate (cod 30.10.05+30.10.08+30.10.09+30.10.50)	3010	270,220	203,520	170,441	16,861	153,580	155,671		14,770
Venituri din concesiuni si inchirieri (cod 30.10.05.30)	301005	270,220	203,520	170,441	16,861	153,580	155,671		14,770
Alte venituri din concesiuni si inchirieri de catre institutiile publice	30100530	270,220	203,520	170,441	16,861	✓ 153,580	155,671		14,770
C2. VANZARI DE BUNURI SI SERVICII (cod 33.10+34.10+35.10+36.10+37.10)	3300	7,886,880	5,159,270	5,196,276	447,851	4,748,425	4,866,325		329,951
Venituri din prestari de servicii si alte activitati (cod 33.10.05+33.10.08+33.10.09+33.10.13+ 33.10.14+ 33.10.16+33.10.17+33.10.19 la 33.10.21+33.10.30 la 33.10.32+33.10.50)	3310	5,565,780	3,198,170	3,347,440	264,226	✓ 3,083,214	3,087,381		260,059
Taxe si alte venituri in invatamant	331005	48,100	26,600	15,491		15,491	13,963		1,528
Venituri din prestari de servicii	331008	3,987,000	2,027,000	2,484,523	238,808	✓ 2,245,715	2,226,080		258,443
Contributia elevilor si studentilor pentru internate, camine si cantine.	331014	1,467,680	1,116,870	789,969	18,318	✓ 771,651	789,881		88
Alte venituri din prestari de servicii si alte activitati	331050	63,000	27,700	57,457	7,100	✓ 50,357	57,457		
Diverse venituri (cod 36.10.04+36.10.32+36.10.50)	3610	2,311,100	1,951,100	1,838,836	183,625	1,655,211	1,768,944		69,892
Alte venituri	361050	2,311,100	1,951,100	1,838,836	183,625	✓ 1,655,211	1,768,944		69,892
Transferuri voluntare, altele decat subventiile (cod 37.10.01+37.10.03+37.10.04+37.10.50)	3710	10,000	10,000	10,000		10,000	10,000		
Donatii si sponsorizari	371001	10,000	10,000	10,000		10,000	10,000		

A	B	1	2	3=4+5	4	5	6	7	8=3-6-7
Varsaminte din sectiunea de functionare pentru finantarea sectiunii de dezvoltare a bugetului local (cu semnul minus)	371003	-44,000	-44,000						
Varsaminte din sectiunea de functionare	371004	44,000	44,000						
III. OPERATIUNI FINANCIARE (cod 40.10+41.10)	0016	681,080	495,390	471,507		471,507	471,507		
Incasari din rambursarea imprumuturilor acordate (cod. 40.10.15+40.10.16)	4010	681,080	495,390	471,507		471,507	471,507		
Sume utilizate din excedentul anului precedent pentru efectuarea de cheltuieli (cod. 40.10.15.01+40.10.15.02)	401015	681,080	495,390	471,507		471,507	471,507		
Sume utilizate de administratiile locale din excedentul anului precedent pentru sectiunea de functionare	40101501	681,080	495,390	471,507		471,507	471,507		
IV. SUBVENTII (cod 00.18)	4100	12,742,000	8,817,100	8,046,000		8,046,000	8,046,000		
Subventii de la alte administratii (cod 43.10.09+43.10.10+43.10.14 la 43.10.17+43.10.19 + 43.10.25 la 43.10.27+43.10.31+43.10.32+43.10.33+43.10.35)	4310	12,742,000	8,817,100	8,046,000		8,046,000	8,046,000		
Subventii pentru institutii publice	431009	12,742,000	8,817,100	8,046,000		8,046,000	8,046,000		
VENITURILE SECTIUNII DE FUNCTIONARE (cod 00.02+00.16+00.17) - TOTAL	000110	21,536,180	14,631,280	13,884,224	464,712	13,419,512	13,539,503		344,721
I. VENITURI CURENTE (cod 00.03+00.12)	0002	8,113,100	5,318,790	5,366,717	464,712	4,902,005	5,021,996		344,721
C. VENITURI NEFISCALE (cod 00.13+00.14)	2900	8,113,100	5,318,790	5,366,717	464,712	4,902,005	5,021,996		344,721
C1. VENITURI DIN PROPRIETATE (cod 30.10 +31.10)	3000	270,220	203,520	170,441	16,861	153,580	155,671		14,770
Venituri din proprietate (cod 30.10.05+30.10.08+30.10.09+30.10.50)	3010	270,220	203,520	170,441	16,861	153,580	155,671		14,770
Venituri din concesiuni si inchirieri (cod 30.10.05.30)	301005	270,220	203,520	170,441	16,861	153,580	155,671		14,770
Alte venituri din concesiuni si inchirieri de catre institutiile publice	30100530	270,220	203,520	170,441	16,861	153,580	155,671		14,770
C2. VANZARI DE BUNURI SI SERVICII (cod 33.10+34.10+35.10+36.10+37.10)	3300	7,842,880	5,115,270	5,196,276	447,851	4,748,425	4,866,325		329,951
Venituri din prestari de servicii si alte activitati (cod 33.10.05+33.10.08+33.10.09+33.10.13+ 33.10.14 +33.10.16+33.10.17 +33.10.19 la 33.10.21+33.10.30 la 33.10.32+33.10.50)	3310	5,565,780	3,198,170	3,347,440	264,226	3,083,214	3,087,381		260,059
Taxe si alte venituri in invatamant	331005	48,100	26,600	15,491		15,491	13,963		1,528
Venituri din prestari de servicii	331008	3,987,000	2,027,000	2,484,523	238,808	2,245,715	2,226,080		258,443
Contributia elevilor si studentilor pentru internate, camine si cantine.	331014	1,467,680	1,116,870	789,969	18,318	771,651	789,881		88
Alte venituri din prestari de servicii si alte activitati	331050	63,000	27,700	57,457	7,100	50,357	57,457		
Diverse venituri (cod 36.10.04+36.10.32+36.10.50)	3610	2,311,100	1,951,100	1,838,836	183,625	1,655,211	1,768,944		69,892
Alte venituri	361050	2,311,100	1,951,100	1,838,836	183,625	1,655,211	1,768,944		69,892

A	B	1	2	3=4+5	4	5	6	7	8=3-6-7
Transferuri voluntare, altele decât subvențiile (cod 37.10.01+37.10.03+37.10.50)	3710	-34,000	-34,000	10,000		10,000	10,000		
Donatii si sponsorizari	371001	10,000	10,000	10,000		10,000	10,000		
Varsaminte din sectiunea de functionare pentru finantarea sectiunii de dezvoltare a bugetului local (cu semnul minus)	371003	-44,000	-44,000						
III. OPERATIUNI FINANCIARE (cod 40.10+41.10)	0016	681,080	495,390	471,507		471,507	471,507		
Incasari din rambursarea imprumuturilor acordate (cod. 40.10.15)	4010	681,080	495,390	471,507		471,507	471,507		
Sume utilizate din excedentul anului precedent pentru efectuarea de cheltuieli (cod. 40.10.15.01)	401015	681,080	495,390	471,507		471,507	471,507		
Sume utilizate de administratiile locale din excedentul anului precedent pentru sectiunea de functionare	40101501	681,080	495,390	471,507		471,507	471,507		
IV. SUBVENTII (cod 00.18)	4100	12,742,000	8,817,100	8,046,000		8,046,000	8,046,000		
SUBVENTII DE LA ALTE NIVELE ALE ADMINISTRATIEI PUBLICE (cod 42.10+43.10)	0018	12,742,000	8,817,100	8,046,000		8,046,000	8,046,000		
Subventii de la alte administratii (cod 43.10.09+43.10.10+43.10.15+43.10.33+43.10.35)	4310	12,742,000	8,817,100	8,046,000		8,046,000	8,046,000		
Subventii pentru institutii publice	431009	12,742,000	8,817,100	8,046,000		8,046,000	8,046,000		
VENITURILE SECTIUNII DE DEZVOLTARE (cod 00.02+00.15+00.16+00.17+45.10+48.10) - TOTAL	000110	44,000	44,000						
I. VENITURI CURENTE (cod 00.12)	0002	44,000	44,000						
C. VENITURI NEFISCALE (cod 00.14)	2900	44,000	44,000						
C2. VANZARI DE BUNURI SI SERVICII (cod 36.10+37.10)	3300	44,000	44,000						
Transferuri voluntare, altele decât subvențiile (cod 37.10.04)	3710	44,000	44,000						
Varsaminte din sectiunea de functionare	371004	44,000	44,000						

Conducatorul institutiei:



Conducatorul compartimentului
financiar-contabil

CONTUL DE EXECUTIE AL INSTITUTIILOR PUBLICE - CHELTUIELI

la data de 30.06.2023

Cod 21 Capitol 5010


Subcapitol

-lei-

DENUMIREA INDICATORILOR*)	Cod indicator	Credite de angajament		Credite bugetare		Angajamente bugetare	Angajamente legale	Plati efectuate	Angajamente legale de platit	Cheltuieli efective
		Aprobate la finele perioadei de raportare	Trimestriale cumulate	Aprobate la finele perioadei de raportare	Trimestriale cumulate					
A	B	1	2	3	4	5	6	7	8=6-7	9
TOTAL CHELTUIELI(SECTIUNEA DE FUNCTIONARE+SECTIUNEA DE DEZVOLTARE)		44,000	44,000	21,580,180	14,675,280	14,656,140	14,656,140	11,661,619	2,994,521	11,585,703
SECTIUNEA DE FUNCTIONARE (cod 01+79+85)				21,536,180	14,631,280	14,612,140	14,612,140	11,661,619	2,950,521	11,499,567
CHELTUIELI CURENTE (10+20+30+40+50+51SF+55SF+57+59)	01			21,551,630	14,646,730	14,646,725	14,646,725	11,696,204	2,950,521	11,499,567
TITLUL I CHELTUIELI DE PERSONAL (cod 10.01 la10.03)	10			7,962,910	4,172,760	4,172,760	4,172,760	3,837,918	334,842	3,818,253
Cheltuieli salariale in bani (cod 10.01.01+10.01.03 la 10.01.17+10.01.29 +10.01.30)	1001			7,563,980	3,902,560	3,902,560	3,902,560	3,589,776	312,784	3,638,272
Salarii de baza	100101			6,884,130	3,542,290	3,542,290	3,542,290	3,297,188	245,102	3,340,661
Sporuri pentru conditii de munca	100105			213,050	108,810	108,810	108,810	91,281	17,529	94,678
Alte sporuri	100106			45,760	24,480	24,480	24,480	19,454	5,026	18,659
Fond aferent platii cu ora	100111			15,000	15,000	15,000	15,000	8,086	6,914	14,416
Drepturi de delegare	100113			13,000	11,000	11,000	11,000	2,826	8,174	2,826
Indemnizatii de hrana	100117			387,840	195,780	195,780	195,780	167,756	28,024	163,847
Alte drepturi salariale in bani	100130			5,200	5,200	5,200	5,200	3,185	2,015	3,185
Cheltuieli salariale in natura (cod 10.02.01 la 10.02.06+10.02.30)	1002			135,420	135,420	135,420	135,420	127,347	8,073	56,912
Vouchere de vacanta	100206			135,420	135,420	135,420	135,420	127,347	8,073	56,912
Contributii (cod 10.03.01 la 10.03.08)	1003			263,510	134,780	134,780	134,780	120,795	13,985	123,069
Contributii de asigurari sociale de stat	100301			88,010	43,110	43,110	43,110	40,720	2,390	41,512
Contributia asiguratorie pentru munca	100307			175,000	91,170	91,170	91,170	80,068	11,102	81,550
Contributii platite de angajator in numele angajatului	100308			500	500	500	500	7	493	7

A	B	1	2	3	4	5	6	7	8=6-7	9
TITLUL II BUNURI SI SERVICII (cod 20.01 la 20.06+20.09 la 20.16+20.18 la 20.25+20.27+20.30)	20			13,585,720	10,470,970	10,470,965	10,470,965	7,858,286	2,612,679	7,681,314
Bunuri si servicii (cod 20.01.01 la 20.01.09+20.01.30)	2001			2,703,720	2,057,790	2,057,790	2,057,790	1,558,125	499,665	1,548,914
Furnituri de birou	200101			71,640	44,500	44,500	44,500	16,994	27,506	27,949
● Materiale pentru curatenie	200102			106,280	61,500	61,500	61,500	32,765	28,735	45,586
Incalzit, iluminat si forta motrica	200103			1,066,020	859,410	859,410	859,410	770,438	88,972	725,356
Apa, canal si salubritate	200104			225,870	163,500	163,500	163,500	76,098	87,402	79,760
Carburanti si lubrifianti	200105			58,300	32,000	32,000	32,000	17,296	14,704	18,293
Piese de schimb	200106			49,680	31,000	31,000	31,000	10,870	20,130	4,385
Transport	200107			378,340	278,340	278,340	278,340	247,771	30,569	245,445
Posta, telecomunicatii, radio, tv, internet	200108			66,190	39,000	39,000	39,000	30,247	8,753	27,318
Materiale si prestari de servicii cu caracter functional	200109			341,000	317,000	317,000	317,000	254,343	62,657	251,451
Alte bunuri si servicii pentru intretinere si functionare	200130			340,400	231,540	231,540	231,540	101,303	130,237	123,371
Reparatii curente	2002			268,080	240,000	240,000	240,000	62,207	177,793	42,874
Hrana (cod 20.03.01+20.03.02)	2003			3,888,280	3,120,970	3,120,970	3,120,970	2,319,338	801,632	2,289,753
Hrana pentru oameni	200301			3,888,280	3,120,970	3,120,970	3,120,970	2,319,338	801,632	2,289,753
Medicamente si materiale sanitare (cod 20.04.01 la 20.04.04)	2004			54,500	48,500	48,500	48,500	28,986	19,514	28,903
Medicamente	200401			45,000	40,000	40,000	40,000	23,797	16,203	26,002
Materiale sanitare	200402			9,500	8,500	8,500	8,500	5,189	3,311	2,901
Bunuri de natura obiectelor de inventar (cod 20.05.01+20.05.03+20.05.30)	2005			439,430	380,780	380,780	380,780	141,863	238,917	378,489
● Uniforme si echipament	200501			190,250	186,000	186,000	186,000	86,560	99,440	289,969
Lenjerie si accesorii de pat	200503			10,000	10,000	10,000	10,000		10,000	
Alte obiecte de inventar	200530			239,180	184,780	184,780	184,780	55,303	129,477	88,520
Deplasari, detasari, transferari (cod 20.06.01+20.06.02)	2006			23,000	23,000	23,000	23,000	4,004	18,996	4,004
Deplasari interne, detasari, transferari	200601			23,000	23,000	23,000	23,000	4,004	18,996	4,004
Materiale de laborator	2009			1,500	1,500	1,500	1,500		1,500	
Carti, publicatii si materiale documentare	2011			8,040	4,340	4,340	4,340		4,340	
Consultanta si expertiza	2012			50,000	35,000	35,000	35,000	24,634	10,366	24,634
Pregatire profesionala	2013			32,500	21,500	21,500	21,500		21,500	
Protectia muncii	2014			12,530	11,000	11,000	11,000	2,091	8,909	1,521
Alte cheltuieli (cod 20.30.01 la 20.30.04+20.30.06+20.30.07+20.30.09+20.30.30)	2030			6,104,140	4,526,590	4,526,585	4,526,585	3,717,038	809,547	3,362,222

A	B	1	2	3	4	5	6	7	8=6-7	9
Reclama si publicitate	203001			5,200	5,200	5,200	5,200		5,200	338
Prime de asigurare non-viata	203003			2,000						
Alte cheltuieli cu bunuri si servicii	203030			6,096,940	4,521,390	4,521,385	4,521,385	3,717,038	804,347	3,361,884
TITLUL XI ALTE CHELTUIELI (cod 59.01+59.02+ 59.08+59.11+59.12+59.15+ 59.17+59.20+ 59.22+59.25+59.30+ 59.35+ 59.40+59.41)	59			3,000	3,000	3,000	3,000		3,000	
Sume aferente persoanelor cu handicap neîncadrate	5940			3,000	3,000	3,000	3,000		3,000	
TITLUL XXI PLATI EFECTUATE IN ANII PRECEDENTI SI RECUPERATE IN ANUL CURENT(85.01)	85F			-15,450	-15,450	-34,585	-34,585	-34,585		
Plati efectuate in anii precedenti si recuperate in anul curent (cod 85.01.01)	8501F			-15,450	-15,450	-34,585	-34,585	-34,585		
Plati efectuate in anii precedenti si recuperate in anul curent in sectiunea de functionare a bugetului local	850101			-15,450	-15,450	-34,585	-34,585	-34,585		
SECTIUNEA DE DEZVOLTARE (cod 51+55+56+58+60+61+70+81+85)		44,000	44,000	44,000	44,000	44,000	44,000		44,000	86,136
CHELTUIELI DE CAPITAL ((cod 71+72+75)	70	44,000	44,000	44,000	44,000	44,000	44,000		44,000	86,136
TITLUL XV ACTIVE NEFINANCIARE (cod 71.01 + 71.03)	71	44,000	44,000	44,000	44,000	44,000	44,000		44,000	86,136
Active fixe (cod 71.01.01 la 71.01.03+71.01.30)	7101	44,000	44,000	44,000	44,000	44,000	44,000		44,000	86,136
Constructii	710101									1,049
Masini, echipamente si mijloace de transport	710102									36,759
Mobilier, aparatura birotica si alte active corporale	710103									4,938
Active fixe	710130	44,000	44,000	44,000	44,000	44,000	44,000		44,000	43,390
	84			-15,450	-15,450	-34,585	-34,585	-34,585		
A. CHELTUIELILE CURENTE (10+20+30+40+50+51+55+56+58+57+59)	01			21,551,630	14,646,730	14,646,725	14,646,725	11,696,204	2,950,521	11,499,567
TITLUL XIX PLATI EFECTUATE IN ANII PRECEDENTI SI RECUPERATE IN ANUL CURENT (85.01)	85			-15,450	-15,450	-34,585	-34,585	-34,585		
Plati efectuate in anii precedenti si recuperate in anul curent (cod 85.01.02+85.01.05)	8501			-15,450	-15,450	-34,585	-34,585	-34,585		



DIRECTOR ECONOMIC