

464 = 29.859 330
 4580301 - 9831 482
 02 = 1648 699

461.0102 = 20.244 Ecologizare.

Anexa 12

CONTUL DE EXECUTIE A BUGETULUI LOCAL- VENITURI

la data de 31.03.2023

3931.403 - Azhel Salajnei

Cod 20

-lei-

Denumirea indicatorilor	Cod indicator	Prevederi bugetare		Drepturi constatate			Incasari realizate	Stingeri pe alte cai decat incasari	Drepturi constatate de incasat
		Aprobate la finele perioadei de raportare	Trimestriale cumulate	Total, din care:	din anii precedenti	din anul curent			
A	B	1	2	3=4+5	4	5	6	7	8=3-6-7
VENITURI -TOTAL(cod 00.02+00.15+00.16+00.17+45.02+4602+4702+4802)	000102	381,055,370	107,031,860	124,563,108	28,602,894	95,960,214	79,271,955		45,291,153
VENITURI PROPRII (cod 00.02-11.02-II 37.02+ 00.15)	4990	155,444,000	50,216,830	87,140,035	21,474,215	65,665,820	57,280,706		29,859,329
I. VENITURI CURENTE (cod 00.03+00.12)	0002	191,775,000	59,718,830	96,042,507	21,474,171	74,568,336	66,183,193		29,859,314
A. VENITURI FISCALE (cod 00.04+06.02+00.09+00.10+00.11)	0003	176,372,000	54,371,210	81,301,845	12,059,370	69,242,475	61,291,352		20,010,493
A1. IMPOZIT PE VENIT, PROFIT SI CASTIGURI DIN CAPITAL (cod 00.05+00.06+00.07)	0004	106,956,000	33,957,000	29,741,776		29,741,776	29,741,776		
A1.2. IMPOZIT PE VENIT, PROFIT SI CASTIGURI DIN CAPITAL DE LA PERSOANE FIZICE(cod 03.02+04.02)	0006	106,956,000	33,957,000	29,741,776		29,741,776	29,741,776		
Impozit pe venit (cod 03.02.17+ 03.02.18)	0302	383,000	115,000	157,881		157,881	157,881		
Impozitul pe veniturile din transferul proprietatilor imobiliare din patrimoniul personal	030218	383,000	115,000	157,881		157,881	157,881		
Cote si sume defalcate din impozitul pe venit (cod 04.02.01+04.02.04)	0402	106,573,000	33,842,000	29,583,895		29,583,895	29,583,895		
Cote defalcate din impozitul pe venit	040201	103,573,000	33,092,000	28,738,240		28,738,240	28,738,240		
Sume repartizate din Fondul la dispozitia Consiliului Judetean	040205	3,000,000	750,000	845,655		845,655	845,655		
A3. IMPOZITE SI TAXE PE PROPRIETATE (cod 07.02)	0009	21,584,000	7,225,210	31,391,607	9,474,278	21,917,329	17,453,631		13,937,976
Impozite si taxe pe proprietate (07.02.01 la 07.02.03+07.02.50)	0702	21,584,000	7,225,210	31,391,607	9,474,278	21,917,329	17,453,631		13,937,976
Impozit si taxa pe cladiri (cod 07.02.01.01+07.02.01.02)	070201	15,855,000	5,395,210	25,052,389	8,026,495	17,025,894	13,866,667		11,185,722
Impozit pe cladiri de la persoane fizice	07020101	5,353,000	2,040,210	6,552,736	951,050	5,601,686	3,931,822		2,620,914
Impozit si taxa pe cladiri de la persoane juridice	07020102	10,502,000	3,355,000	18,499,653	7,075,445	11,424,208	9,934,845		8,564,808
Impozit si taxa pe teren (cod 07.02.02.01 la 07.02.02.03)	070202	4,490,000	1,434,000	5,401,148	798,104	4,603,044	3,217,220		2,183,928

A	B	1	2	3=4+5	4	5	6	7	8=3-6-7
Impozit pe terenuri de la persoane fizice	07020201	2,230,000	712,000	2,712,736	383,567	2,329,169	1,489,274		1,223,462
Impozit si taxa pe teren de la persoane juridice	07020202	1,951,000	623,000	2,294,024	324,940	1,969,084	1,502,632		791,392
Impozitul pe terenul extravilan*)+Restante ani anteriori din impozitul pe terenul agricol-	07020203	309,000	99,000	394,388	89,597	304,791	225,314		169,074
Taxe judiciare de timbru si alte taxe de timbru	070203	1,239,000	396,000	938,070	649,679	288,391	369,744		568,326
A4. IMPOZITE SI TAXE PE BUNURI SI SERVICII (cod 11.02+12.02+15.02+16.02)	0010	47,584,000	13,110,000	19,914,440	2,531,405	17,383,035	13,950,740		5,963,700
Sume defalcate din TVA (cod 11.02.01+11.02.02+11.02.05+11.02.06+11.02.09)	1102	36,331,000	9,502,000	8,910,462		8,910,462	8,910,462		
Sume defalcate din taxa pe valoarea adaugata pentru finantarea cheltuielilor descentralizate la nivelul comunelor, oraselor, municipiilor, sectoarelor si Municipiului Bucuresti	110202	35,320,000	9,195,000	8,610,462		8,610,462	8,610,462		
Sume defalcate din taxa pe valoarea adaugata pentru drumuri	110205	7,000	7,000						
Sume defalcate din taxa pe valoare adaugata pentru finantarea invatamantului particular sau confesional acreditat	110209	1,004,000	300,000	300,000		300,000	300,000		
Alte impozite si taxe generale pe bunuri si servicii (cod 12.02.07)	1202	1,000	1,000	55,010	55,009	1			55,010
Taxe hoteliere	120207	1,000	1,000	55,010	55,009	1			55,010
Taxe pe servicii specifice (cod 15.02.01+15.02.50)	1502	6,000	6,000	4,731	896	3,835	3,519		1,212
Impozit pe spectacole	150201	6,000	6,000	4,731	896	3,835	3,519		1,212
Taxe pe utilizarea bunurilor, autorizarea utilizarii bunurilor sau pe desfasurarea de activitati (cod 16.02.02+16.02.03+16.02.50)	1602	11,246,000	3,601,000	10,944,237	2,475,500	8,468,737	5,036,759		5,907,478
Impozit pe mijloacele de transport (cod 16.02.02.01+16.02.02.02)	160202	7,396,000	2,371,000	10,454,425	2,475,500	7,978,925	4,580,264		5,874,161
Impozit pe mijloacele de transport detinute de persoane fizice	16020201	5,200,000	1,669,000	7,346,142	1,772,250	5,573,892	3,378,796		3,967,346
Impozit pe mijloacele de transport detinute de persoane juridice	16020202	2,196,000	702,000	3,108,283	703,250	2,405,033	1,201,468		1,906,815
Taxe si tarife pentru eliberarea de licente si autorizatii de functionare	160203	67,000	21,000	7,709		7,709	7,709		
Alte taxe pe utilizarea bunurilor, autorizarea utilizarii bunurilor sau pe desfasurarea de activitati	160250	3,783,000	1,209,000	482,103		482,103	448,786		33,317
A6. ALTE IMPOZITE SI TAXE FISCALE (cod 18.02)	0011	248,000	79,000	254,022	53,687	200,335	145,205		108,817
Alte impozite si taxe fiscale (cod 18.02.50)	1802	248,000	79,000	254,022	53,687	200,335	145,205		108,817
Alte impozite si taxe	180250	248,000	79,000	254,022	53,687	200,335	145,205		108,817
C. VENITURI NEFISCALE (cod 00.13+00.14)	0012	15,403,000	5,347,620	14,740,662	9,414,801	5,325,861	4,891,841		9,848,821

A	B	1	2	3=4+5	4	5	6	7	8=3-6-7
C1. VENITURI DIN PROPRIETATE (cod 30.02+31.02)	0013	8,712,000	3,198,620	4,841,998	494,637	4,347,361	3,305,799		1,536,199
Venituri din proprietate (cod 30.02.01+30.02.05+30.02.08+30.02.50)	3002	8,712,000	3,198,620	4,841,998	494,637	4,347,361	3,305,799		1,536,199
Venituri din concesiuni si inchirieri (cod 30.02.05.01+30.02.05.05+30.02.05.30)	300205	8,443,000	3,112,620	4,841,998	494,637	4,347,361	3,305,799		1,536,199
Alte venituri din concesiuni si inchirieri de catre institutiile publice	30020530	8,443,000	3,112,620	4,841,998	494,637	4,347,361	3,305,799		1,536,199
Venituri din dividende (cod 30.02.08.02+30.02.08.03)	300208	269,000	86,000						
Venituri din dividende de la alti platitori	30020802	269,000	86,000						
C2. VANZARI DE BUNURI SI SERVICII (cod 33.02+34.02+35.02+36.02+37.02)	0014	6,691,000	2,149,000	9,898,664	8,920,164	978,500	1,586,042		8,312,622
Venituri din prestari de servicii si alte activitati (cod 33.02.08+33.02.10+33.02.12+33.02.24+33.02.27+33.02.28+33.02.33+33.02.50)	3302	1,663,000	542,000	566,478	141,957	424,521	416,828		149,650
Venituri din prestari de servicii	330208			147,874		147,874	138,293		9,581
Contributia parintilor sau sustinatorilor legali pentru intretinerea copiilor in crese	330210	400,000	128,000	55,496		55,496	55,496		
Contributia persoanelor beneficiare ale cantinelor de ajutor social	330212	28,000	18,000	9,172		9,172	9,172		
Venituri din recuperarea cheltuielilor de judecata, imputatii si despagubiri	330228	6,000	3,000	141,957	141,957		1,888		140,069
Alte venituri din prestari de servicii si alte activitati	330250	1,229,000	393,000	211,979		211,979	211,979		
Venituri din taxe administrative, eliberari permise (cod 34.02.02+34.02.50)	3402	83,000	23,000	19,471		19,471	19,471		
Taxe extrajudiciare de timbru	340202	2,000	2,000	239		239	239		
Alte venituri din taxe administrative, eliberari permise	340250	81,000	21,000	19,232		19,232	19,232		
Amenzi, penalitati si confiscari (cod 35.02.01 la 35.02.03+35.02.50)	3502	2,882,000	921,000	7,320,861	6,996,480	324,381	696,568		6,624,293
Venituri din amenzi si alte sanctiuni aplicate potrivit dispozitiilor legale (cod 35.02.01.02)	350201	2,882,000	921,000	7,320,861	6,996,480	324,381	696,568		6,624,293
Venituri din amenzi si alte sanctiuni aplicate de catre alte institutii de specialitate	35020102	2,882,000	921,000	7,320,861	6,996,480	324,381	696,568		6,624,293
Diverse venituri (cod 36.02.01+36.02.05+36.02.06+36.02.07+36.02.11+36.02.14+36.02.22+36.02.23+36.02.31+36.02.32+36.02.47+36.02.50)	3602	2,063,000	663,000	1,991,854	1,781,727	210,127	453,175		1,538,679
Taxe speciale	360206	2,051,000	655,000	1,986,939	1,781,727	205,212	448,260		1,538,679
Alte venituri	360250	12,000	8,000	4,915		4,915	4,915		

A	B	1	2	3=4+5	4	5	6	7	8=3-6-7
Varsaminte din sectiunea de functionare pentru finantarea sectiunii de dezvoltare a bugetului local (cu semnul minus)	370203	-5,735,170	-120,000						
Varsaminte din sectiunea de functionare	370204	5,735,170	120,000						
II. VENITURI DIN CAPITAL (cod 39.02)	0015			7,990	44	7,946	7,975		15
Venituri din valorificarea unor bunuri (cod 39.02.01+39.02.03+39.02.04+ 39.02.07+39.02.10)	3902			7,990	44	7,946	7,975		15
Venituri din valorificarea unor bunuri ale institutiilor publice	390201			6,246		6,246	6,246		
Venituri din vanzarea locuintelor construite din fondurile statului	390203			46	44	2	31		15
Venituri din vanzarea unor bunuri apartinand domeniului privat al statului sau al unitatilor administrativ-teritoriale	390207			1,698		1,698	1,698		
III. OPERATIUNI FINANCIARE (cod 40.02+41.02)	0016			12,000,000		12,000,000	12,000,000		
Incasari din rambursarea imprumuturilor acordate (cod 40.02.06+40.02.07+40.02.10+40.02.11+40.02.13+40.02.14+40.02.50)	4002			12,000,000		12,000,000	12,000,000		
Sume din excedentul bugetului local utilizate pentru finantarea cheltuielilor sectiunii de dezvoltare	400214			12,000,000		12,000,000	12,000,000		
IV. SUBVENTII (cod 00.18)	0017	120,308,870	34,999,410	6,243,986	958,738	5,285,248	643,645		5,600,341
SUBVENTII DE LA ALTE NIVELE ALE ADMINISTRATIEI PUBLICE (cod 42.02+43.02)	0018	120,308,870	34,999,410	6,243,986	958,738	5,285,248	643,645		5,600,341
Subventii de la bugetul de stat (cod 42.02.01+42.02.05+42.02.10+42.02.12+42.02.13+42.02.14+42.02.15+ 42.02.16+42.02.18+42.02.20+42.02.21+42.02.28+42.02.29+ 42.02.32+42.02.34+ 42.02.35+ 42.02.40 la 42.02.42+ 42.02.45+ 42.02.51+42.02.52+42.02.54+42.02.55+ 42.02.62+ 42.02.65 la 42.02.67+42.02.69+42.02.73+ 42.02.77+42.02.79+42.02.80+42.02.81+42.02.82+ 42.02.84 la 42.02.92)	4202	115,541,870	34,607,410	6,223,742	938,494	5,285,248	643,645		5,580,097
Subventii pentru acordarea ajutorului pentru incalzirea locuintei cu lemne, carbuni, combustibili petrolieri	420234	8,910	8,910	11,728		11,728	11,728		
Subventii din bugetul de stat pentru finantarea sanatatii	420241	150,000	37,500	33,354		33,354	33,354		
Subventii pentru finantarea locuintelor sociale	420255	2,940,000	858,000						
Subventii din bugetul de stat alocate conform contractelor incheiate cu directiile de sanatate publica	420266	3,390,960	859,000	528,178		528,178	528,178		
Subventii de la bugetul de stat catre bugetele locale necesare sustinerii derularii proiectelor finantate din fonduri externe nerambursabile (FEN) postaderare, aferente perioadei de	420269	8,000,000	2,336,000	1,573,277	938,494	634,783	70,385		1,502,892

A	B	1	2	3=4+5	4	5	6	7	8=3-6-7
programare 2014 - 2020									
Subventii de la bugetul de stat catre bugetele locale pentru Programul national de investitii „Anghel Saligny”	420287	5,484,000	1,602,000	3,931,403		3,931,403			3,931,403
Alocari de sume din PNRR aferente asistentei financiare nerambursabile (cod 42.02.88.01 la 42.02.88.03)	420288	54,868,000	28,906,000						
Fonduri europene nerambursabile	42028801	45,468,850	26,173,110						
Sume aferente TVA	42028803	9,399,150	2,732,890						
Alocari de sume din PNRR aferente componentei imprumuturi (cod 42.02.89.01 la 42.02.89.03)	420289	40,700,000		145,802		145,802			145,802
Fonduri din imprumut rambursabil	42028901	34,840,260		122,523		122,523			122,523
Sume aferente TVA	42028903	5,859,740		23,279		23,279			23,279
Subventii de la alte administratii (cod. 43.02.01+43.02.04+43.02.07+43.02.08+43.02.20+43.02.21+43.02.23 +43.02.24 + 43.02.28 la 43.02.31+43.02.34)	4302	4,767,000	392,000	20,244	20,244				20,244
Alte subventii primite de la administratia centrala pentru finantarea unor activitati	430220			20,244	20,244				20,244
Sume alocate din sumele obtinute in urma scoaterii la licitatie a certificatelor de emisii de gaze cu efect de ser? pentru finantarea proiectelor de investitii	430244	4,767,000	392,000						
Alte sume primite de la UE (cod 46.02.03)	4602			19,819		19,819	19,819		
Alte sume primite din fonduri de la Uniunea Europeana pentru programele operationale finantate din cadrul financiar 2014-2020	460204			19,819		19,819	19,819		
Sume primite de la UE/alti donatori in contul platilor efectuate si prefinantari aferente cadrului financiar 2014-2020 (cod 48.02.01 la 48.02.05+48.02.11+48.02.12+48.02.15+48.02.19)	4802	68,971,500	12,313,620	10,248,806	6,169,941	4,078,865	417,323		9,831,483
Fondul European de Dezvoltare Regionala (FEDR) (cod 48.02.01.01 la 48.02.01.03)	480201	68,971,500	12,313,620	10,248,806	6,169,941	4,078,865	417,323		9,831,483
Sume primite in contul platilor efectuate in anul curent	48020101	47,471,500	6,035,620	9,929,290	6,133,185	3,796,105	330,360		9,598,930
Sume primite in contul platilor efectuate in anii anteriori	48020102	3,500,000	1,022,000	319,516	36,756	282,760	86,963		232,553
Prefinantare	48020103	18,000,000	5,256,000						
VENITURILE SECTIUNII DE FUNCTIONARE (cod 00.02+00.16+00.17+4702)-TOTAL	000102	189,589,700	60,504,240	96,636,011	21,494,415	75,141,596	66,756,453		29,879,558
VENITURI PROPRII (00.02-11.02-37.02)	4990	155,444,000	50,216,830	87,132,045	21,474,171	65,657,874	57,272,731		29,859,314
I. VENITURI CURENTE (cod 00.03+00.12)	0002	186,039,830	59,598,830	96,042,507	21,474,171	74,568,336	66,183,193		29,859,314

A	B	1	2	3=4+5	4	5	6	7	8=3-6-7
A. VENITURI FISCALE (cod 00.04+06.02+00.09+00.10+00.11)	0003	176,372,000	54,371,210	81,301,845	12,059,370	69,242,475	61,291,352		20,010,493
A1. IMPOZIT PE VENIT, PROFIT SI CASTIGURI DIN CAPITAL (cod 00.05+00.06+00.07)	0004	106,956,000	33,957,000	29,741,776		29,741,776	29,741,776		
A1.2. IMPOZIT PE VENIT, PROFIT SI CASTIGURI DIN CAPITAL DE LA PERSOANE FIZICE(cod 03.02+04.02)	0006	106,956,000	33,957,000	29,741,776		29,741,776	29,741,776		
Impozit pe venit (cod 03.02.17+ 03.02.18)	0302	383,000	115,000	157,881		157,881	157,881		
Impozitul pe veniturile din transferul proprietatilor imobiliare din patrimoniul personal	030218	383,000	115,000	157,881		157,881	157,881		
Cote si sume defalcate din impozitul pe venit (cod 04.02.01+04.02.04)	0402	106,573,000	33,842,000	29,583,895		29,583,895	29,583,895		
Cote defalcate din impozitul pe venit	040201	103,573,000	33,092,000	28,738,240		28,738,240	28,738,240		
Sume repartizate din Fondul la dispozitia Consiliului Judetean	040205	3,000,000	750,000	845,655		845,655	845,655		
A3. IMPOZITE SI TAXE PE PROPRIETATE (cod 07.02)	0009	21,584,000	7,225,210	31,391,607	9,474,278	21,917,329	17,453,631		13,937,976
Impozite si taxe pe proprietate (cod 07.02.01 la 07.02.03+07.02.50)	0702	21,584,000	7,225,210	31,391,607	9,474,278	21,917,329	17,453,631		13,937,976
Impozit si taxa pe cladiri (cod 07.02.01.01+07.02.01.02)	070201	15,855,000	5,395,210	25,052,389	8,026,495	17,025,894	13,866,667		11,185,722
Impozit pe cladiri de la persoane fizice	07020101	5,353,000	2,040,210	6,552,736	951,050	5,601,686	3,931,822		2,620,914
Impozit si taxa pe cladiri de la persoane juridice	07020102	10,502,000	3,355,000	18,499,653	7,075,445	11,424,208	9,934,845		8,564,808
Impozit si taxa pe teren (cod 07.02.02.01 la 07.02.02.03)	070202	4,490,000	1,434,000	5,401,148	798,104	4,603,044	3,217,220		2,183,928
Impozit pe terenuri de la persoane fizice	07020201	2,230,000	712,000	2,712,736	383,567	2,329,169	1,489,274		1,223,462
Impozit si taxa pe teren de la persoane juridice	07020202	1,951,000	623,000	2,294,024	324,940	1,969,084	1,502,632		791,392
Impozitul pe terenul extravilan*))+Restante anii anteriori din impozitul pe terenul agricol-	07020203	309,000	99,000	394,388	89,597	304,791	225,314		169,074
Taxe judiciare de timbru si alte taxe de timbru	070203	1,239,000	396,000	938,070	649,679	288,391	369,744		568,326
A4. IMPOZITE SI TAXE PE BUNURI SI SERVICII (cod 11.02+12.02+15.02+16.02)	0010	47,584,000	13,110,000	19,914,440	2,531,405	17,383,035	13,950,740		5,963,700
Sume defalcate din TVA (cod 11.02.01+11.02.02+11.02.05+11.02.06+11.02.09)	1102	36,331,000	9,502,000	8,910,462		8,910,462	8,910,462		
Sume defalcate din taxa pe valoarea adaugata pentru finantarea cheltuielilor descentralizate la nivelul comunelor, oraselor, municipiilor, sectoarelor si Municipiului Bucuresti	110202	35,320,000	9,195,000	8,610,462		8,610,462	8,610,462		
Sume defalcate din taxa pe valoarea adaugata pentru drumuri	110205	7,000	7,000						
Sume defalcate din taxa pe valoare adaugata pentru finantarea invatamantului particular sau confesional acreditat	110209	1,004,000	300,000	300,000		300,000	300,000		
Alte impozite si taxe generale pe bunuri si servicii (cod 1202)	1202	1,000	1,000	55,010	55,009	1			55,010


A	B	1	2	3=4+5	4	5	6	7	8=3-6-7
12.02.07 + 12.02.18)									
Taxe hoteliere	120207	1,000	1,000	55,010	55,009	1			55,010
Taxe pe servicii specifice (cod 15.02.01+15.02.50)	1502	6,000	6,000	4,731	896	3,835	3,519		1,212
Impozit pe spectacole	150201	6,000	6,000	4,731	896	3,835	3,519		1,212
Taxe pe utilizarea bunurilor, autorizarea utilizarii bunurilor sau pe desfasurarea de activitati (cod 16.02.02+16.02.03+16.02.50)	1602	11,246,000	3,601,000	10,944,237	2,475,500	8,468,737	5,036,759		5,907,478
Impozit pe mijloacele de transport (cod 16.02.02.01+16.02.02.02)	160202	7,396,000	2,371,000	10,454,425	2,475,500	7,978,925	4,580,264		5,874,161
Impozit pe mijloacele de transport detinute de persoane fizice	16020201	5,200,000	1,669,000	7,346,142	1,772,250	5,573,892	3,378,796		3,967,346
Impozit pe mijloacele de transport detinute de persoane juridice	16020202	2,196,000	702,000	3,108,283	703,250	2,405,033	1,201,468		1,906,815
Taxe si tarife pentru eliberarea de licente si autorizatii de functionare	160203	67,000	21,000	7,709		7,709	7,709		
Alte taxe pe utilizarea bunurilor, autorizarea utilizarii bunurilor sau pe desfasurarea de activitati	160250	3,783,000	1,209,000	482,103		482,103	448,786		33,317
A6. ALTE IMPOZITE SI TAXE FISCALE (cod 18.02)	0011	248,000	79,000	254,022	53,687	200,335	145,205		108,817
Alte impozite si taxe fiscale (cod 18.02.50)	1802	248,000	79,000	254,022	53,687	200,335	145,205		108,817
Alte impozite si taxe	180250	248,000	79,000	254,022	53,687	200,335	145,205		108,817
C. VENITURI NEFISCALE (cod 00.13+00.14)	0012	9,667,830	5,227,620	14,740,662	9,414,801	5,325,861	4,891,841		9,848,821
C1. VENITURI DIN PROPRIETATE (cod 30.02+31.02)	0013	8,712,000	3,198,620	4,841,998	494,637	4,347,361	3,305,799		1,536,199
Venituri din proprietate (cod 30.02.01+30.02.05+30.02.08+30.02.50)	3002	8,712,000	3,198,620	4,841,998	494,637	4,347,361	3,305,799		1,536,199
Venituri din concesiuni si inchirieri (cod 30.02.05.01+30.02.05.05+30.02.05.30)	300205	8,443,000	3,112,620	4,841,998	494,637	4,347,361	3,305,799		1,536,199
Alte venituri din concesiuni si inchirieri de catre institutiile publice	30020530	8,443,000	3,112,620	4,841,998	494,637	4,347,361	3,305,799		1,536,199
Venituri din dividende (cod 30.02.08.02+30.02.08.03)	300208	269,000	86,000						
Venituri din dividende de la alti platitori	30020802	269,000	86,000						
C2. VANZARI DE BUNURI SI SERVICII (cod 33.02+34.02+35.02+36.02+37.02)	0014	955,830	2,029,000	9,898,664	8,920,164	978,500	1,586,042		8,312,622
Venituri din prestari de servicii si alte activitati (cod 33.02.08+33.02.10+33.02.12+33.02.24+33.02.27+33.02.28+33.02.33+33.02.50)	3302	1,663,000	542,000	566,478	141,957	424,521	416,828		149,650
Venituri din prestari de servicii	330208			147,874		147,874	138,293		9,581
Contributia parintilor sau sustinatorilor legali pentru intretinerea copiilor in crese	330210	400,000	128,000	55,496		55,496	55,496		

A	B	1	2	3=4+5	4	5	6	7	8=3-6-7
Contributia persoanelor beneficiare ale cantinelor de ajutor social	330212	28,000	18,000	9,172		9,172	9,172		
Venituri din recuperarea cheltuielilor de judecata, imputatii si despagubiri	330228	6,000	3,000	141,957	141,957		1,888		140,069
Alte venituri din prestari de servicii si alte activitati	330250	1,229,000	393,000	211,979		211,979	211,979		
Venituri din taxe administrative, eliberari permise (cod 34.02.02+34.02.50)	3402	83,000	23,000	19,471		19,471	19,471		
Taxe extrajudiciare de timbru	340202	2,000	2,000	239		239	239		
Alte venituri din taxe administrative, eliberari permise	340250	81,000	21,000	19,232		19,232	19,232		
Amenzi, penalitati si confiscari (cod 35.02.01 la 35.02.03+35.02.50)	3502	2,882,000	921,000	7,320,861	6,996,480	324,381	696,568		6,624,293
Venituri din amenzi si alte sanctiuni aplicate potrivit dispozitiilor legale (cod 35.02.01.02)	350201	2,882,000	921,000	7,320,861	6,996,480	324,381	696,568		6,624,293
Venituri din amenzi si alte sanctiuni aplicate de catre alte institutii de specialitate	35020102	2,882,000	921,000	7,320,861	6,996,480	324,381	696,568		6,624,293
Diverse venituri (cod 36.02.01+36.02.05+36.02.06+36.02.11+36.02.14+36.02.32+36.02.50)	3602	2,063,000	663,000	1,991,854	1,781,727	210,127	453,175		1,538,679
Taxe speciale	360206	2,051,000	655,000	1,986,939	1,781,727	205,212	448,260		1,538,679
Alte venituri	360250	12,000	8,000	4,915		4,915	4,915		
Transferuri voluntare, altele decat subventiile (cod 37.02.01+37.02.03+37.02.50)	3702	-5,735,170	-120,000						
Varsaminte din sectiunea de functionare pentru finantarea sectiunii de dezvoltare a bugetului local (cu semnul minus)	370203	-5,735,170	-120,000						
V. SUBVENTII (cod 00.18)	0017	3,549,870	905,410	593,504	20,244	573,260	573,260		20,244
SUBVENTII DE LA ALTE NIVELE ALE ADMINISTRATIEI PUBLICE (cod 42.02+43.02)	0018	3,549,870	905,410	593,504	20,244	573,260	573,260		20,244
Subventii de la bugetul de stat (cod 42.02.21+42.02.28+42.02.32 la 42.02.36+ 42.02.41+ 42.02.42+42.02.44+42.02.45+ 42.02.51+ 42.02.54+42.02.66)	4202	3,549,870	905,410	573,260		573,260	573,260		
Subventii pentru acordarea ajutorului pentru incalzirea locuintei cu lemne, carbuni, combustibili petrolieri	420234	8,910	8,910	11,728		11,728	11,728		
Subventii din bugetul de stat pentru finantarea sanatatii	420241	150,000	37,500	33,354		33,354	33,354		
Subventii din bugetul de stat alocate conform contractelor incheiate cu directiile de sanatate publica	420266	3,390,960	859,000	528,178		528,178	528,178		
Subventii de la alte administratii (cod 43.02.01 +43.02.04+43.02.07+ 43.02.08+43.02.20+)	4302			20,244	20,244				20,244

A	B	1	2	3=4+5	4	5	6	7	8=3-6-7
43.02.21+43.02.23+43.02.24+43.02.30 +43.02.34)									
Alte subventii primite de la administratia centrala pentru finantarea unor activitati	430220			20,244	20,244				20,244
VENITURILE SECTIUNII DE DEZVOLTARE (00.02+00.15+0016+00.17+45.02+48.02+4602) - TOTAL	000102	191,465,670	46,527,620	27,927,097	7,108,479	20,818,618	12,515,502		15,411,595
VENITURI PROPRII (cod 00.02-11.02-37.02+00.15)	4990			7,990	44	7,946	7,975		15
I. VENITURI CURENTE (cod 00.03+00.12)	0002	5,735,170	120,000						
C. VENITURI NEFISCALE (cod 00.14)	0012	5,735,170	120,000						
C2. VANZARI DE BUNURI SI SERVICII (cod 36.02+37.02)	0014	5,735,170	120,000						
Transferuri voluntare, altele decat subventiile (cod 37.02.04+37.02.05)	3702	5,735,170	120,000						
Varsaminte din sectiunea de functionare	370204	5,735,170	120,000						
II. VENITURI DIN CAPITAL (cod 39.02)	0015			7,990	44	7,946	7,975		15
Venituri din valorificarea unor bunuri (cod 39.02.01+39.02.03+39.02.04+39.02.07+39.02.10)	3902			7,990	44	7,946	7,975		15
Venituri din valorificarea unor bunuri ale institutiilor publice	390201			6,246		6,246	6,246		
Venituri din vanzarea locuintelor construite din fondurile statului	390203			46	44	2	31		15
Venituri din vanzarea unor bunuri apartinand domeniului privat al statului sau al unitatilor administrativ-teritoriale	390207			1,698		1,698	1,698		
III. OPERATIUNI FINANCIARE (cod 40.02+41.02)	0016			12,000,000		12,000,000	12,000,000		
Incasari din rambursarea imprumuturilor acordate (cod 40.02.13+40.02.14+40.02.16)	4002			12,000,000		12,000,000	12,000,000		
Sume din excedentul bugetului local utilizate pentru finantarea cheltuielilor sectiunii de dezvoltare	400214			12,000,000		12,000,000	12,000,000		
IV. SUBVENTII (cod 00.18)	0017	116,759,000	34,094,000	5,650,482	938,494	4,711,988	70,385		5,580,097
SUBVENTII DE LA ALTE NIVELE ALE ADMINISTRATIEI PUBLICE (cod 42.02+43.02)	0018	116,759,000	34,094,000	5,650,482	938,494	4,711,988	70,385		5,580,097
Subventii de la bugetul de stat (cod 42.02.01+42.02.05+42.02.10+42.02.12+42.02.13+ 42.02.14+ 42.02.15+ 42.02.16+ 42.02.18+42.02.20+42.02.29+ 42.02.40+ 42.02.51+42.02.52+42.02.55+ 42.02.62+42.02.65+ 42.02.67+ 42.02.69+42.02.77+42.02.79+42.02.84 +42.02.85+ 42.02.87 la 42.02.92)	4202	111,992,000	33,702,000	5,650,482	938,494	4,711,988	70,385		5,580,097
Subventii pentru finantarea locuintelor sociale	420255	2,940,000	858,000						
Subventii de la bugetul de stat catre bugetele locale necesare	420269	8,000,000	2,336,000	1,573,277	938,494	634,783	70,385		1,502,892

A	B	1	2	3=4+5	4	5	6	7	8=3-6-7
sustinerii derularii proiectelor finantate din fonduri externe nerambursabile (FEN) postaderare, aferente perioadei de programare 2014 - 2020									
Subventii de la bugetul de stat catre bugetele locale pentru Programul national de investitii „Anghel Saligny”	420287	5,484,000	1,602,000	3,931,403		3,931,403			3,931,403
Alocari de sume din PNRR aferente asistentei financiare nerambursabile (cod 42.02.88.01 la 42.02.88.03)	420288	54,868,000	28,906,000						
Fonduri europene nerambursabile	42028801	45,468,850	26,173,110						
Sume aferente TVA	42028803	9,399,150	2,732,890						
Alocari de sume din PNRR aferente componentei împrumuturi (cod 42.02.89.01 la 42.02.89.03)	420289	40,700,000		145,802		145,802			145,802
Fonduri din împrumut rambursabil	42028901	34,840,260		122,523		122,523			122,523
Sume aferente TVA	42028903	5,859,740		23,279		23,279			23,279
Subventii de la alte administratii (cod 43.02.28+43.02.29+43.02.31)	4302	4,767,000	392,000						
Sume alocate din sumele obtinute în urma scoaterii la licitatie a certificatelor de emisii de gaze cu efect de ser? pentru finan?area proiectelor de investi?ii	430244	4,767,000	392,000						
Alte sume primite de la UE (cod 46.02.03+04+05)	4602			19,819		19,819	19,819		
Alte sume primite din fonduri de la Uniunea Europeana pentru programele operationale finantate din cadrul financiar 2014-2020	460204			19,819		19,819	19,819		
Sume primite de la UE/alti donatori în contul platilor efectuate în prefinantari aferente cadrului financiar 2014-2020 (cod 48.02.01 la 48.02.05+48.02.11+48.02.12+48.02.15+48.02.19)	4802	68,971,500	12,313,620	10,248,806	6,169,941	4,078,865	417,323		9,831,483
Fondul European de Dezvoltare Regionala (FEDR) (cod 48.02.01.01 la 48.02.01.03)	480201	68,971,500	12,313,620	10,248,806	6,169,941	4,078,865	417,323		9,831,483
Sume primite în contul platilor efectuate în anul curent	48020101	47,471,500	6,035,620	9,929,290	6,133,185	3,796,105	330,380		9,598,930
Sume primite în contul platilor efectuate în anii anteriori	48020102	3,500,000	1,022,000	319,516	36,756	282,760	86,963		232,553
Prefinantare	48020103	18,000,000	5,256,000						

Conducatorul institutiei



Conducatorul compartimentului financiar-contabil

CONTUL DE EXECUTIE A BUGETULUI LOCAL- CHELTUIELI

la data de 31.03.2023

Cod 21

-lei-

Denumirea indicatorilor *)	Cod indicator	Credite de angajament		Credite bugetare		Angajamente bugetare	Angajamente legale	Plati efectuate	Angajamente legale de platit	Cheltuieli efective
		Aprobate la finele perioadei de raportare	Trimestriale cumulate	Aprobate la finele perioadei de raportare	Trimestriale cumulate					
A	B	1	2	3	4	5	6	7	8=6-7	9
TOTAL CHELTUIELI (cod 50.02+59.02+63.02+70.02+74.02+79.02)	4902	216,153,140	71,215,090	405,742,840	131,719,330	131,025,914	131,025,914	56,063,159	74,962,755	48,743,131
Partea I-a SERVICII PUBLICE GENERALE (cod 51.02+54.02+55.02+56.02)	5002	4,112,630	1,516,890	49,055,020	14,848,110	14,543,061	14,543,061	9,775,892	4,767,169	10,479,483
Autoritati publice si actiuni externe (cod 51.02.01)	5102	3,497,630	1,411,890	34,484,190	11,053,340	10,998,291	10,998,291	7,051,857	3,946,434	7,791,029
Autoritati executive si legislative (cod 51.02.01.03)	510201	3,497,630	1,411,890	34,484,190	11,053,340	10,998,291	10,998,291	7,051,857	3,946,434	7,791,029
Autoritati executive	51020103	3,497,630	1,411,890	34,484,190	11,053,340	10,998,291	10,998,291	7,051,857	3,946,434	7,791,029
Alte servicii publice generale (cod 54.02.05 la 54.02.07+54.02.10+54.02.50)	5402	615,000	105,000	5,487,000	1,734,770	1,484,770	1,484,770	1,051,129	433,641	1,014,787
Fond de rezerva bugetara la dispozitia autoritatilor locale	540205			450,000	250,000					
Servicii publice comunitare de evidenta a persoanelor	540210	105,000	105,000	1,984,000	672,150	672,150	672,150	449,786	222,364	438,434
Alte servicii publice generale	540250	510,000		3,053,000	812,620	812,620	812,620	601,343	211,277	576,353
Tranzactii privind datoria publica si imprumuturi	5502			9,083,830	2,060,000	2,060,000	2,060,000	1,672,906	387,094	1,673,667
Partea a II-a APARARE, ORDINE PUBLICA SI SIGURANTA NATIONALA (60.02+61.02)	5902			7,069,000	2,651,050	2,640,235	2,640,235	1,592,684	1,047,551	1,665,717
Ordine publica si siguranta nationala (cod 61.02.03 +61.02.05+61.02.50)	6102			7,069,000	2,651,050	2,640,235	2,640,235	1,592,684	1,047,551	1,665,717
Ordine publica (cod 61.02.03.04)	610203			7,009,000	2,629,050	2,618,235	2,618,235	1,591,790	1,026,445	1,664,154
Politie locala	61020304			7,009,000	2,629,050	2,618,235	2,618,235	1,591,790	1,026,445	1,664,154
Protectie civila si protectia contra incendiilor (protectie civila nonmilitara)	610205			60,000	22,000	22,000	22,000	894	21,106	1,563
Partea a III-a CHELTUIELI SOCIAL-CULTURALE(cod	6302	57,583,930	11,518,490	137,552,800	38,828,580	38,451,028	38,451,028	21,800,381	16,650,647	24,174,343

A	B	1	2	3	4	5	6	7	8=6-7	9
65.02+66.02+67.02+68.02)										
Invatamant (cod 65.02.03 la 65.02.05+65.02.07+65.02.11+65.02.12+65.02.13+65.02.50)	6502	54,111,370	9,843,370	73,898,370	18,605,870	18,233,028	18,233,028	4,974,700	13,258,328	6,046,227
Invatamant prescolar si primar (cod 65.02.03.01+65.02.03.02)	650203			2,981,000	1,291,000	1,289,158	1,289,158	920,804	368,354	953,838
Invatamant prescolar	65020301			2,981,000	1,291,000	1,289,158	1,289,158	920,804	368,354	953,838
Invatamant secundar (cod 65.02.04.01 la 65.02.04.03)	650204	251,100	251,100	15,624,100	7,126,300	7,126,300	7,126,300	3,893,714	3,232,586	4,911,923
Invatamant secundar inferior	65020401	251,100	251,100	6,575,100	2,863,800	2,863,800	2,863,800	1,665,579	1,198,221	1,841,412
Invatamant secundar superior	65020402			9,049,000	4,262,500	4,262,500	4,262,500	2,228,135	2,034,365	3,070,511
Invatamant anteprescolar	650213			856,000	205,800	205,800	205,800	151,902	53,898	172,291
Alte cheltuieli in domeniul invatamantului	650250	53,860,270	9,592,270	54,437,270	9,982,770	9,611,770	9,611,770	8,280	9,603,490	8,175,912
Sanatate (cod 66.02.06+66.02.08+66.02.50)	6602			3,890,960	984,000	984,000	984,000	670,957	313,043	689,412
Servicii de sanatate publica	660208			3,890,960	984,000	984,000	984,000	670,957	313,043	689,412
Cultura, recreere si religie (cod 67.02.03+67.02.05+67.02.06+67.02.50)	6702	2,862,560	1,065,120	25,966,560	9,064,950	9,064,950	9,064,950	7,429,032	1,635,918	8,220,275
Servicii culturale (cod 67.02.03.02 la 67.02.03.08+67.02.03.12+67.02.03.30)	670203	136,230	136,230	5,233,230	1,740,560	1,740,560	1,740,560	1,362,389	378,171	1,229,618
Case de cultura	67020306			3,832,000	1,069,830	1,069,830	1,069,830	985,833	83,997	985,833
Alte servicii culturale	67020330	136,230	136,230	1,401,230	670,730	670,730	670,730	376,556	294,174	243,785
Servicii recreative si sportive (cod 67.02.05.01 la 67.02.05.03)	670205	2,589,440	792,000	20,546,440	7,137,500	7,137,500	7,137,500	6,045,818	1,091,682	6,990,657
Sport	67020501	2,097,000	742,000	12,054,000	4,587,500	4,587,500	4,587,500	3,749,139	838,361	4,244,769
Intretinere gradini publice, parcuri, zone verzi, baze sportive si agrement	67020503	492,440	50,000	8,492,440	2,550,000	2,550,000	2,550,000	2,296,679	253,321	2,745,888
Alte servicii in domeniile culturii, recreerii si religiei	670250	136,890	136,890	186,890	186,890	186,890	186,890	20,825	166,065	
Asigurari si asistenta sociala (cod 68.02.04 la 68.02.06+68.02.10+68.02.11+68.02.12+68.02.15+68.02.50)	6802	610,000	610,000	33,796,910	10,173,760	10,169,050	10,169,050	8,725,692	1,443,358	9,218,429
Asistenta sociala in caz de boli si invaliditati (cod 68.02.05.02)	680205			20,394,000	5,922,750	5,922,750	5,922,750	5,501,254	421,496	5,811,139
Asistenta sociala in caz de invaliditate	68020502			20,394,000	5,922,750	5,922,750	5,922,750	5,501,254	421,496	5,811,139
Ajutoare pentru locuinte	680210			8,910	8,910	8,910	8,910	8,904	6	8,904
Alte cheltuieli in domeniul asigurarilor si asistentei sociale (cod 68.02.50.50)	680250	610,000	610,000	13,394,000	4,242,100	4,237,390	4,237,390	3,215,534	1,021,856	3,398,386
Alte cheltuieli in domeniul asistentei sociale	68025050	610,000	610,000	13,394,000	4,242,100	4,237,390	4,237,390	3,215,534	1,021,856	3,398,386
Partea a IV-a SERVICII SI DEZVOLTARE PUBLICA, LOCUINTE, MEDIU SI APE (cod 70.02+74.02)	6902	43,719,680	31,223,420	73,042,120	41,248,300	41,248,300	41,248,300	13,475,925	27,772,375	6,492,314
Locuinte, servicii si dezvoltare publica (cod 70.02.03+70.02.05)	7002	43,704,540	31,208,280	61,282,630	35,917,160	35,917,160	35,917,160	9,414,909	26,502,251	1,910,938

A	B	1	2	3	4	5	6	7	8=6-7	9
la 70.02.07+70.02.50)										
Locuinte (cod 70.02.03.01+70.02.03.30)	700203	762,000	751,000	762,000	751,000	751,000	751,000	461,308	289,692	29
Alte cheltuieli in domeniul locuintelor	70020330	762,000	751,000	762,000	751,000	751,000	751,000	461,308	289,692	29
Iluminat public si electrificari rurale	700206	22,391,960	16,768,000	25,241,960	17,868,000	17,868,000	17,868,000	2,820,945	15,047,055	900,496
Alte servicii in domeniul locuintelor, serviciilor si dezvoltarii comunale	700250	20,550,580	13,689,280	35,278,670	17,298,160	17,298,160	17,298,160	6,132,656	11,165,504	1,010,413
Protectia mediului (cod 74.02.03+74.02.05+74.02.06+74.02.50)	7402	15,140	15,140	11,759,490	5,331,140	5,331,140	5,331,140	4,061,016	1,270,124	4,581,376
Salubritate si gestiunea deseurilor (cod 74.02.05.01+74.02.05.02)	740205	15,140	15,140	11,759,490	5,331,140	5,331,140	5,331,140	4,061,016	1,270,124	4,581,376
Salubritate	74020501	15,140	15,140	11,759,490	5,331,140	5,331,140	5,331,140	4,061,016	1,270,124	4,581,376
Partea a V-a ACTIUNI ECONOMICE (80.02+81.02+83.02+84.02+87.02)	7902	110,736,900	26,956,290	139,023,900	34,143,290	34,143,290	34,143,290	9,418,277	24,725,013	45,931,274
Agricultura, silvicultura, piscicultura si vanatoare (cod 83.02.03)	8302	120,000	120,000	1,000,000	300,000	300,000	300,000	127,928	172,072	129,174
Alte cheltuieli in domeniul agriculturii, silviculturii, pisciculturii si vanatorii	830250	120,000	120,000	1,000,000	300,000	300,000	300,000	127,928	172,072	129,174
Transporturi (cod 84.02.03+84.02.04+84.02.06+84.02.50)	8402	110,616,900	26,836,290	138,023,900	33,843,290	33,843,290	33,843,290	9,290,349	24,552,941	5,802,100
Transport rutier (cod 84.02.03.01 la 84.02.03.03)	840203	110,616,900	26,836,290	138,023,900	33,843,290	33,843,290	33,843,290	9,290,349	24,552,941	5,802,100
Transport in comun	84020302	37,110,000	5,110,000	57,510,000	10,610,000	10,610,000	10,610,000	4,479,287	6,130,713	5,107,221
Strazi	84020303	73,506,900	21,726,290	80,513,900	23,233,290	23,233,290	23,233,290	4,811,062	18,422,228	694,879
CHELTUIELILE SECTIUNII DE FUNCTIONARE (cod 50.02+59.02+63.02+70.02+74.02+79.02)	4902			189,589,700	60,504,240	59,810,824	59,810,824	45,701,286	14,109,538	46,332,515
Partea I-a SERVICII PUBLICE GENERALE (cod 50.02+54.02+55.02+56.02)	5002			44,942,390	13,331,220	13,026,171	13,026,171	9,634,231	3,391,940	10,048,011
Autoritati publice si actiuni externe (cod 51.02.01)	5102			30,986,560	9,641,450	9,586,401	9,586,401	6,910,196	2,676,205	7,359,557
Autoritati executive si legislative (cod 51.02.01.03)	510201			30,986,560	9,641,450	9,586,401	9,586,401	6,910,196	2,676,205	7,359,557
Autoritati executive	51020103			30,986,560	9,641,450	9,586,401	9,586,401	6,910,196	2,676,205	7,359,557
Alte servicii publice generale (cod 54.02.05 la 54.02.07+54.02.10+54.02.50)	5402			4,872,000	1,629,770	1,379,770	1,379,770	1,051,129	328,641	1,014,787
Fond de rezerva bugetara la dispozitia autoritatilor locale	540205			450,000	250,000					
Servicii publice comunitare de evidenta a persoanelor	540210			1,879,000	567,150	567,150	567,150	449,786	117,364	438,434
Alte servicii publice generale	540250			2,543,000	812,620	812,620	812,620	601,343	211,277	576,353
Tranzactii privind datoria publica si imprumuturi	5502			9,083,830	2,060,000	2,060,000	2,060,000	1,672,906	387,094	1,673,667
Partea a II-a APARARE, ORDINE PUBLICA SI SIGURANTA NATIONALA (60.02+61.02)	5902			7,069,000	2,651,050	2,640,235	2,640,235	1,592,684	1,047,551	1,649,989

A	B	1	2	3	4	5	6	7	8=6-7	9
Ordine publica si siguranta nationala (cod 61.02.03+61.02.05+61.02.50)	6102			7,069,000	2,651,050	2,640,235	2,640,235	1,592,684	1,047,551	1,649,989
Ordine publica (cod 61.02.03.04)	610203			7,009,000	2,629,050	2,618,235	2,618,235	1,591,790	1,026,445	1,648,426
Politie locala	61020304			7,009,000	2,629,050	2,618,235	2,618,235	1,591,790	1,026,445	1,648,426
Protectie civila si protectia contra incendiilor (protectie civila militara)	610205			60,000	22,000	22,000	22,000	894	21,106	1,563
Partea a III-a CHELTUIELI SOCIAL-CULTURALE(cod 65.02+66.02+67.02+68.02)	6302			79,968,870	27,310,090	26,932,538	26,932,538	21,141,658	5,790,880	22,203,186
Invatamant (cod 65.02.03 la 65.02.05+65.02.07+65.02.11+65.02.12+65.02.13+65.02.50)	6502			19,787,000	8,762,500	8,389,658	8,389,658	4,728,944	3,660,714	4,773,560
Invatamant prescolar si primar (cod 65.02.03.01+65.02.03.02)	650203			2,981,000	1,291,000	1,289,158	1,289,158	920,804	368,354	921,800
Invatamant prescolar	65020301			2,981,000	1,291,000	1,289,158	1,289,158	920,804	368,354	921,800
Invatamant secundar (cod 65.02.04.01 la 65.02.04.03)	650204			15,373,000	6,875,200	6,875,200	6,875,200	3,648,443	3,226,757	3,674,490
Invatamant secundar inferior	65020401			6,324,000	2,612,700	2,612,700	2,612,700	1,420,308	1,192,392	1,436,886
Invatamant secundar superior	65020402			9,049,000	4,262,500	4,262,500	4,262,500	2,228,135	2,034,365	2,237,604
Invatamant anteprescolar	650213			856,000	205,800	205,800	205,800	151,902	53,898	169,475
Alte cheltuieli in domeniul invatamantului	650250			577,000	390,500	19,500	19,500	7,795	11,705	7,795
Sanatate (cod 66.02.06+66.02.08+66.02.50)	6602			3,890,960	984,000	984,000	984,000	670,957	313,043	688,350
Servicii de sanatate publica	660208			3,890,960	984,000	984,000	984,000	670,957	313,043	688,350
Cultura, recreere si religie (cod 67.02.03+67.02.05+67.02.06+67.02.50)	6702			23,104,000	7,999,830	7,999,830	7,999,830	7,016,065	983,765	7,536,306
Servicii culturale (cod 67.02.03.02 la 67.02.03.08+67.02.03.12+67.02.03.30)	670203			5,097,000	1,604,330	1,604,330	1,604,330	1,238,569	365,761	1,223,855
Case de cultura	67020306			3,832,000	1,069,830	1,069,830	1,069,830	985,833	83,997	985,833
Alte servicii culturale	67020330			1,265,000	534,500	534,500	534,500	252,736	281,764	238,022
Servicii recreative si sportive (cod 67.02.05.01 la 67.02.05.03)	670205			17,957,000	6,345,500	6,345,500	6,345,500	5,777,496	568,004	6,312,451
Sport	67020501			9,957,000	3,845,500	3,845,500	3,845,500	3,480,817	364,683	3,566,563
Intretinere gradini publice, parcuri, zone verzi, baze sportive si de agrement	67020503			8,000,000	2,500,000	2,500,000	2,500,000	2,296,679	203,321	2,745,888
Alte servicii in domeniile culturii, recreerii si religiei	670250			50,000	50,000	50,000	50,000		50,000	
Asigurari si asistenta sociala (cod 68.02.04 la 68.02.06 +68.02.10+68.02.11+68.02.12+68.02.15+68.02.50)	6802			33,186,910	9,563,760	9,559,050	9,559,050	8,725,692	833,358	9,204,970
Asistenta sociala in caz de boli si invaliditati (cod 68.02.05.02)	680205			20,394,000	5,922,750	5,922,750	5,922,750	5,501,254	421,496	5,811,139
Asistenta sociala in caz de invaliditate	68020502			20,394,000	5,922,750	5,922,750	5,922,750	5,501,254	421,496	5,811,139


A	B	1	2	3	4	5	6	7	8=6-7	9
Ajutoare pentru locuinte	680210			8,910	8,910	8,910	8,910	8,904	6	8,904
Alte cheltuieli în domeniul asigurarilor si asistentei sociale (cod 68.02.50.50)	680250			12,784,000	3,632,100	3,627,390	3,627,390	3,215,534	411,856	3,384,927
Alte cheltuieli în domeniul asistentei sociale	68025050			12,784,000	3,632,100	3,627,390	3,627,390	3,215,534	411,856	3,384,927
Partea a IV-a SERVICII SI DEZVOLTARE PUBLICA, LOCUINTE, MEDIU SI APE (cod 70.02+74.02)	6902			29,322,440	10,024,880	10,024,880	10,024,880	8,043,532	1,981,348	6,492,285
Locuinte, servicii si dezvoltare publica (cod 70.02.03+70.02.05 la 70.02.07+70.02.50)	7002			17,578,090	4,708,880	4,708,880	4,708,880	3,982,516	726,364	1,910,909
Iluminat public si electrificari rurale	700206			2,850,000	1,100,000	1,100,000	1,100,000	725,644	374,356	900,496
Alte servicii in domeniul locuintelor, serviciilor si dezvoltarii comunale	700250			14,728,090	3,608,880	3,608,880	3,608,880	3,256,872	352,008	1,010,413
Protectia mediului (cod 74.02.03+74.02.05+74.02.06+74.02.50)	7402			11,744,350	5,316,000	5,316,000	5,316,000	4,061,016	1,254,984	4,581,376
Salubritate si gestiunea deseurilor (cod 74.02.05.01+74.02.05.02)	740205			11,744,350	5,316,000	5,316,000	5,316,000	4,061,016	1,254,984	4,581,376
Salubritate	74020501			11,744,350	5,316,000	5,316,000	5,316,000	4,061,016	1,254,984	4,581,376
Partea a V-a ACTIUNI ECONOMICE (80.02+81.02+83.02+84.02+87.02)	7902			28,287,000	7,187,000	7,187,000	7,187,000	5,289,181	1,897,819	5,939,044
Agricultura, silvicultura, piscicultura si vanatoare (cod 83.02.03)	8302			880,000	180,000	180,000	180,000	127,928	52,072	129,174
Alte cheltuieli în domeniul agriculturii, silviculturii, pisciculturii si vânătorii	830250			880,000	180,000	180,000	180,000	127,928	52,072	129,174
Transporturi (cod 84.02.03+84.02.04+84.02.06+84.02.50)	8402			27,407,000	7,007,000	7,007,000	7,007,000	5,161,253	1,845,747	5,809,870
Transport rutier (cod 84.02.03.01 la cod 84.02.03.03)	840203			27,407,000	7,007,000	7,007,000	7,007,000	5,161,253	1,845,747	5,809,870
Transport in comun	84020302			20,400,000	5,500,000	5,500,000	5,500,000	4,479,287	1,020,713	5,112,932
Strazi	84020303			7,007,000	1,507,000	1,507,000	1,507,000	681,966	825,034	696,938
CHELTUIELILE SECTIUNII DE DEZVOLTARE (cod 50.02+59.02+63.02+70.02+74.02+79.02)	4902	216,153,140	71,215,090	216,153,140	71,215,090	71,215,090	71,215,090	10,361,873	60,853,217	2,410,616
Partea I-a SERVICII PUBLICE GENERALE (cod 51.02+54.02)	5002	4,112,630	1,516,890	4,112,630	1,516,890	1,516,890	1,516,890	141,661	1,375,229	431,472
Autoritati publice si actiuni externe (cod 51.02.01)	5102	3,497,630	1,411,890	3,497,630	1,411,890	1,411,890	1,411,890	141,661	1,270,229	431,472
Autoritati executive si legislative (cod 51.02.01.03)	510201	3,497,630	1,411,890	3,497,630	1,411,890	1,411,890	1,411,890	141,661	1,270,229	431,472
Autoritati executive	51020103	3,497,630	1,411,890	3,497,630	1,411,890	1,411,890	1,411,890	141,661	1,270,229	431,472
Alte servicii publice generale (cod 54.02.05 la 54.02.07+54.02.10+54.02.50)	5402	615,000	105,000	615,000	105,000	105,000	105,000		105,000	
Servicii publice comunitare de evidenta a persoanelor	540210	105,000	105,000	105,000	105,000	105,000	105,000		105,000	
Alte servicii publice generale	540250	510,000		510,000						

A	B	1	2	3	4	5	6	7	8=6-7	9
Partea a II-a APARARE, ORDINE PUBLICA SI SIGURANTA NATIONALA (60.02+61.02)	5902									15,728
Ordine publica si siguranta nationala (cod 61.02.03+61.02.05+61.02.50)	6102									15,728
Ordine publica (cod 61.02.03.04)	610203									15,728
Politie locala	61020304									15,728
Partea a III-a CHELTUIELI SOCIAL-CULTURALE (cod 65.02+66.02+67.02+68.02)	6302	57,583,930	11,518,490	57,583,930	11,518,490	11,518,490	11,518,490	658,723	10,859,767	1,971,157
Invatamant (cod 65.02.03 la 65.02.05+65.02.07+65.02.11+65.02.13+65.02.50)	6502	54,111,370	9,843,370	54,111,370	9,843,370	9,843,370	9,843,370	245,756	9,597,614	1,272,667
Invatamant prescolar si primar (cod 65.02.03.01+65.02.03.02)	650203									32,038
Invatamant prescolar	65020301									32,038
Invatamant secundar (cod 65.02.04.01 la 65.02.04.03)	650204	251,100	251,100	251,100	251,100	251,100	251,100	245,271	5,829	1,237,433
Invatamant secundar inferior	65020401	251,100	251,100	251,100	251,100	251,100	251,100	245,271	5,829	404,526
Invatamant secundar superior	65020402									832,907
Invatamant anteprescolar	650213									2,816
Alte cheltuieli in domeniul invatamantului	650250	53,860,270	9,592,270	53,860,270	9,592,270	9,592,270	9,592,270	485	9,591,785	380
Sanatate (cod 66.02.06+66.02.08+66.02.50)	6602									1,062
Servicii de sanatate publica	660208									1,062
Cultura, recreere si religie (cod 67.02.03+67.02.05+67.02.06+67.02.50)	6702	2,862,560	1,065,120	2,862,560	1,065,120	1,065,120	1,065,120	412,967	652,153	683,969
Servicii culturale (cod 67.02.03.02 la 67.02.03.08+67.02.03.12+67.02.03.30)	670203	136,230	136,230	136,230	136,230	136,230	136,230	123,820	12,410	5,763
Alte servicii culturale	67020330	136,230	136,230	136,230	136,230	136,230	136,230	123,820	12,410	5,763
Servicii recreative si sportive (cod 67.02.05.01 la 67.02.05.03)	670205	2,589,440	792,000	2,589,440	792,000	792,000	792,000	268,322	523,678	678,206
Sport	67020501	2,097,000	742,000	2,097,000	742,000	742,000	742,000	268,322	473,678	678,206
Intretinere gradini publice, parcuri, zone verzi, baze sportive si de agrement	67020503	492,440	50,000	492,440	50,000	50,000	50,000		50,000	
Alte servicii in domeniile culturii, recreerii si religiei	670250	136,890	136,890	136,890	136,890	136,890	136,890	20,825	116,065	
Asigurari si asistenta sociala (cod 68.02.04 la 68.02.06+68.02.10+68.02.11+68.02.12+68.02.15+68.02.50)	6802	610,000	610,000	610,000	610,000	610,000	610,000		610,000	13,459
Alte cheltuieli in domeniul asigurarilor si asistentei sociale (cod 68.02.50.50)	680250	610,000	610,000	610,000	610,000	610,000	610,000		610,000	13,459
Alte cheltuieli in domeniul asistentei sociale	68025050	610,000	610,000	610,000	610,000	610,000	610,000		610,000	13,459

A	B	1	2	3	4	5	6	7	8=6-7	9
Partea a IV-a SERVICII SI DEZVOLTARE PUBLICA, LOCUINTE, MEDIU SI APE (cod 70.02+74.02)	6902	43,719,680	31,223,420	43,719,680	31,223,420	31,223,420	31,223,420	5,432,393	25,791,027	29
Locuinte, servicii si dezvoltare publica (cod 70.02.03+70.02.05 la 70.02.07+70.02.50)	7002	43,704,540	31,208,280	43,704,540	31,208,280	31,208,280	31,208,280	5,432,393	25,775,887	29
Locuinte (cod 70.02.03.01+70.02.03.30)	700203	762,000	751,000	762,000	751,000	751,000	751,000	461,308	289,692	29
Cheltuieli in domeniul locuintelor	70020330	762,000	751,000	762,000	751,000	751,000	751,000	461,308	289,692	29
Iluminat public si electrificari rurale	700206	22,391,960	16,768,000	22,391,960	16,768,000	16,768,000	16,768,000	2,095,301	14,672,699	
Alte servicii in domeniul locuintelor, serviciilor si dezvoltarii comunale	700250	20,550,580	13,689,280	20,550,580	13,689,280	13,689,280	13,689,280	2,875,784	10,813,496	
Protectia mediului (cod 74.02.03+74.02.05+74.02.06+74.02.50)	7402	15,140	15,140	15,140	15,140	15,140	15,140		15,140	
Salubritate si gestiunea deseurilor (cod 74.02.05.01+74.02.05.02)	740205	15,140	15,140	15,140	15,140	15,140	15,140		15,140	
Salubritate	74020501	15,140	15,140	15,140	15,140	15,140	15,140		15,140	
Partea aV-a ACTIUNI ECONOMICE (80.02+81.02+83.02+84.02+87.02)	7902	110,736,900	26,956,290	110,736,900	26,956,290	26,956,290	26,956,290	4,129,096	22,827,194	-7,770
Agricultura, silvicultura, piscicultura si vanatoare (cod 83.02.03)	8302	120,000	120,000	120,000	120,000	120,000	120,000		120,000	
Alte cheltuieli in domeniul agriculturii, silviculturii, pisciculturii si vanatorii	830250	120,000	120,000	120,000	120,000	120,000	120,000		120,000	
Transporturi (cod 84.02.03+84.02.06+84.02.50)	8402	110,616,900	26,836,290	110,616,900	26,836,290	26,836,290	26,836,290	4,129,096	22,707,194	-7,770
Transport rutier (cod 84.02.03.01 la 84.02.03.03)	840203	110,616,900	26,836,290	110,616,900	26,836,290	26,836,290	26,836,290	4,129,096	22,707,194	-7,770
Transport in comun	84020302	37,110,000	5,110,000	37,110,000	5,110,000	5,110,000	5,110,000		5,110,000	-5,711
Strazi	84020303	73,506,900	21,726,290	73,506,900	21,726,290	21,726,290	21,726,290	4,129,096	17,597,194	-2,059

N: Se detaliaza pe structura clasificatiei economice (Anexa 7)

Conducatorul institutiei



Conducatorul compartimentului
financiar-contabil

CONTUL DE EXECUTIE AL INSTITUTIILOR PUBLICE - CHELTUIELI

la data de 31.03.2023

Cod 21 Capitol 5002

Subcapitol

-lei-

DENUMIREA INDICATORILOR*)	Cod indicator	Credite de angajament		Credite bugetare		Angajamente bugetare	Angajamente legale	Plati efectuate	Angajamente legale de platit	Cheltuieli efective
		Aprobate la finele perioadei de raportare	Trimestriale cumulate	Aprobate la finele perioadei de raportare	Trimestriale cumulate					
A	B	1	2	3	4	5	6	7	8=6-7	9
TOTAL CHELTUIELI(SECTIUNEA DE FUNCTIONARE+SECTIUNEA DE DEZVOLTARE)		216,153,140	71,215,090	405,742,840	131,719,330	131,025,914	131,025,914	56,063,159	74,962,755	48,743,131
SECTIUNEA DE FUNCTIONARE (cod 01+79+85)				189,589,700	60,504,240	59,810,824	59,810,824	45,701,286	14,109,538	46,332,515
CHELTUIELI CURENTE (10+20+30+40+50+51SF+55SF+57+59)	01			178,879,160	57,900,360	57,277,860	57,277,860	43,519,718	13,758,142	46,332,515
TITLUL I CHELTUIELI DE PERSONAL (cod 10.01 la10.03)	10			56,206,010	16,789,530	16,789,530	16,789,530	13,361,403	3,428,127	14,001,551
Cheltuieli salariale in bani (cod 10.01.01+10.01.03 la 10.01.17+10.01.29 +10.01.30)	1001			53,421,510	15,181,690	15,181,690	15,181,690	12,215,700	2,965,990	12,823,585
Salarii de baza	100101			49,533,170	14,057,300	14,057,300	14,057,300	11,396,031	2,661,269	12,021,455
Sporuri pentru conditii de munca	100105			337,000	89,000	89,000	89,000	67,555	21,445	72,570
Alte sporuri	100106			528,740	169,000	169,000	169,000	87,772	81,228	89,994
Indemnizatii platite unor persoane din afara unitatii	100112			438,820	129,350	129,350	129,350	103,522	25,828	104,458
Drepturi de delegare	100113			14,200	5,940	5,940	5,940	560	5,380	560
Indemnizatii de hrana	100117			2,542,940	717,500	717,500	717,500	557,980	159,520	518,747
Alte drepturi salariale in bani	100130			26,640	13,600	13,600	13,600	2,280	11,320	15,801
Cheltuieli salariale in natura (cod 10.02.01 la 10.02.06+10.02.30)	1002			1,572,400	1,243,030	1,243,030	1,243,030	869,030	374,000	891,080
Norme de hrana	100202			280,000	162,880	162,880	162,880	44,100	118,780	66,150
Transportul la si de la locul de munca	100205			258,000	118,250	118,250	118,250	48,156	70,094	48,156
Vouchere de vacanta	100206			1,034,400	961,900	961,900	961,900	776,774	185,126	776,774
Contributii (cod 10.03.01 la 10.03.08)	1003			1,212,100	364,810	364,810	364,810	276,673	88,137	286,886
Contributii de asigurari sociale de stat	100301			400	400	400	400	396	4	396

A	B	1	2	3	4	5	6	7	8=6-7	9
Contributii de asigurari de somaj	100302			20	20	20	20	13	7	13
Contributii de asigurari sociale de sanatate	100303			140	140	140	140	130	10	130
Contributii de asigurari pentru accidente de munca si boli profesionale	100304			10	10	10	10	4	6	4
Contributii pentru concedii si indemnizatii	100306			30	30	30	30	21	9	21
Contributia asiguratorie pentru munca	100307			1,210,500	363,210	363,210	363,210	276,086	87,124	286,299
Contributii platite de angajator in numele angajatului	100308			1,000	1,000	1,000	1,000	23	977	23
TITLUL II BUNURI SI SERVICII (cod 20.01 la 20.06+20.09 la 20.16+20.18 la 20.25+20.27+20.30)	20			53,835,410	20,538,470	20,165,970	20,165,970	13,822,872	6,343,098	15,091,051
Bunuri si servicii (cod 20.01.01 la 20.01.09+20.01.30)	2001			33,679,360	14,791,020	14,420,020	14,420,020	10,927,841	3,492,179	12,316,852
Furnituri de birou	200101			660,400	209,250	209,250	209,250	66,740	142,510	131,003
Materiale pentru curatenie	200102			527,800	200,000	200,000	200,000	89,765	110,235	119,212
Incalzit, iluminat si forta motrica	200103			8,087,200	4,186,500	4,186,500	4,186,500	3,302,496	884,004	3,602,298
Apa, canal si salubritate	200104			872,100	371,000	371,000	371,000	219,537	151,463	217,580
Carburanti si lubrifianti	200105			178,400	55,930	55,930	55,930	33,224	22,706	33,116
Piese de schimb	200106			68,000	23,000	23,000	23,000	1,451	21,549	1,451
Transport	200107			74,500	52,000	52,000	52,000	4,677	47,323	4,677
Posta, telecomunicatii, radio, tv, internet	200108			829,680	258,280	258,280	258,280	130,650	127,630	136,503
Materiale si prestari de servicii cu caracter functional	200109			666,340	196,820	196,820	196,820	144,283	52,537	150,770
Alte bunuri si servicii pentru intretinere si functionare	200130			21,714,940	9,238,240	8,867,240	8,867,240	6,935,018	1,932,222	7,920,242
Reparatii curente	2002			8,172,400	2,204,000	2,204,000	2,204,000	736,866	1,467,134	751,571
Hrana (cod 20.03.01+20.03.02)	2003			1,322,000	346,000	346,000	346,000	304,621	41,379	358,866
Hrana pentru oameni	200301			1,322,000	346,000	346,000	346,000	304,621	41,379	358,866
Medicamente si materiale sanitare (cod 20.04.01 la 20.04.04)	2004			57,500	29,500	29,000	29,000	2,293	26,707	5,589
Medicamente	200401			30,200	15,200	14,700	14,700		14,700	1,423
Materiale sanitare	200402			25,300	13,300	13,300	13,300	1,344	11,956	3,217
Dezinfectanti	200404			2,000	1,000	1,000	1,000	949	51	949
Bunuri de natura obiectelor de inventar (cod 20.05.01+20.05.03+20.05.30)	2005			957,110	491,610	491,610	491,610	182,595	309,015	4,187
Uniforme si echipament	200501			42,900	19,900	19,900	19,900	3,285	16,615	
Lenjerie si accesorii de pat	200503			4,000	1,000	1,000	1,000		1,000	
Alte obiecte de inventar	200530			910,210	470,710	470,710	470,710	179,310	291,400	4,187
Deplasari, detasari, transferari (cod 20.06.01+20.06.02)	2006			106,220	58,780	58,780	58,780	9,473	49,307	7,512

A	B	1	2	3	4	5	6	7	8=6-7	9
Deplasari interne, detasari, transferari	200601			96,220	48,780	48,780	48,780	9,473	39,307	7,473
Deplasari in strainatate	200602			10,000	10,000	10,000	10,000		10,000	39
Materiale de laborator	2009			1,500	1,500	1,500	1,500		1,500	
Carti, publicatii si materiale documentare	2011			80,800	30,900	30,900	30,900	9,330	21,570	6,852
Regatire profesionala	2013			215,610	124,310	124,310	124,310	19,582	104,728	19,582
Protectia muncii	2014			63,400	21,200	21,200	21,200	3,273	17,927	4,667
Cheltuieli judiciare si extrajudiciare derivate din actiuni in reprezentarea intereselor statului, potrivit dispozitiilor legale	2025			136,000	50,250	50,250	50,250	5,735	44,515	4,674
Alte cheltuieli (cod 20.30.01 la 20.30.04+20.30.06+20.30.07+20.30.09+20.30.30)	2030			9,043,510	2,389,400	2,388,400	2,388,400	1,621,263	767,137	1,610,699
Reclama si publicitate	203001			57,500	24,500	24,500	24,500	20,485	4,015	15,079
Protocol si reprezentare	203002			21,500	15,000	15,000	15,000	10,842	4,158	11,143
Prime de asigurare non-viata	203003			14,000	8,000	8,000	8,000	1,274	6,726	1,274
Chirii	203004			120,000	30,000	30,000	30,000	25,500	4,500	25,500
Alte cheltuieli cu bunuri si servicii	203030			8,830,510	2,311,900	2,310,900	2,310,900	1,563,162	747,738	1,557,703
TITLUL III DOBANZI (cod 30.01 la 30.03)	30			9,083,830	2,060,000	2,060,000	2,060,000	1,672,906	387,094	1,673,667
Dobanzi aferente datoriei publice interne (cod 30.01.01+30.01.02)	3001			9,083,830	2,060,000	2,060,000	2,060,000	1,672,906	387,094	1,673,667
Dobanzi aferente creditelor interne garantate	300102			9,083,830	2,060,000	2,060,000	2,060,000	1,672,906	387,094	1,673,667
TITLUL IV SUBVENTII (cod 40.03+40.20+ 40.30)	40			20,436,000	5,512,000	5,512,000	5,512,000	4,488,342	1,023,658	5,121,987
Subventii pentru acoperirea diferentelor de pret si tarif	4003			20,400,000	5,500,000	5,500,000	5,500,000	4,479,287	1,020,713	5,112,932
Alte subventii	4030			36,000	12,000	12,000	12,000	9,055	2,945	9,055
TITLUL V FONDURI DE REZERVA (cod 50.04)	50			450,000	250,000					
Fond de rezerva bugetara la dispozitia autoritatilor locale	5004			450,000	250,000					
TITLUL VI TRANSFERURI INTRE UNITATI ALE ADMINISTRATIEI PUBLICE (cod 51.01) (cod 51.01)	51			12,742,000	4,383,890	4,383,890	4,383,890	4,185,000	198,890	4,185,000
Transferuri curente (cod 51.01.01+51.01.03+51.01.05+ 51.01.14+51.01.15+ 51.01.24 +51.01.26 +51.01.31+51.01.39+ 51.01.46+51.01.49+51.01.60+51.01.61+51.01.64)	5101			12,742,000	4,383,890	4,383,890	4,383,890	4,185,000	198,890	4,185,000
Transferuri catre institutii publice	510101			12,742,000	4,383,890	4,383,890	4,383,890	4,185,000	198,890	4,185,000
TITLUL VII ALTE TRANSFERURI (cod 55.01+ 55.02)	55			1,004,000	300,000	300,000	300,000	300,000		300,000
Transferuri interne (cod 55.01.18+55.01.46+55.01.63+55.01.65+55.01.73 + 55.01.84)	5501			1,004,000	300,000	300,000	300,000	300,000		300,000

A	B	1	2	3	4	5	6	7	8=6-7	9
Finantarea invatamantului particular sau confesional acreditat	550163			1,004,000	300,000	300,000	300,000	300,000		300,000
TITLUL IX ASISTENTA SOCIALA (cod 57.02)	57			15,364,910	4,603,910	4,603,910	4,603,910	3,913,558	690,352	4,183,622
Ajutoare sociale (cod 57.02.01 la 57.02.05)	5702			15,364,910	4,603,910	4,603,910	4,603,910	3,913,558	690,352	4,183,622
Ajutoare sociale in numerar	570201			15,343,910	4,593,910	4,593,910	4,593,910	3,907,363	686,547	4,177,427
Tichete de cresa si tichete sociale pentru gradinita	570203			21,000	10,000	10,000	10,000	6,195	3,805	6,195
TITLUL XI ALTE CHELTUIELI (cod 59.01+59.02+59.08+59.11+59.12+59.15+ 59.17+59.20+59.22+59.25+59.30+ 59.35+ 59.40+59.41)	59			9,757,000	3,462,560	3,462,560	3,462,560	1,775,637	1,686,923	1,775,637
Burse	5901			6,882,000	2,633,000	2,633,000	2,633,000	1,163,396	1,469,604	1,163,396
Asociatii si fundatii	5911			2,863,000	817,560	817,560	817,560	612,241	205,319	612,241
Sume aferente persoanelor cu handicap neincadrate	5940			12,000	12,000	12,000	12,000		12,000	
OPERATIUNI FINANCIARE (cod 80+81)	79			10,710,540	2,603,880	2,603,880	2,603,880	2,252,484	351,396	
TITLUL XIX RAMBURSARI DE CREDITE (cod 81.01+81.02+81.05)	81			10,710,540	2,603,880	2,603,880	2,603,880	2,252,484	351,396	
Rambursari de credite interne (cod 81.02.01+81.02.02+81.02.05)	8102			10,710,540	2,603,880	2,603,880	2,603,880	2,252,484	351,396	
Rambursari de credite aferente datoriei publice interne locale	810205			10,710,540	2,603,880	2,603,880	2,603,880	2,252,484		
TITLUL XXI PLATI EFECTUATE IN ANII PRECEDENTI SI RECUPERATE IN ANUL CURENT(85.01)	85F					-70,916	-70,916	-70,916		
Plati efectuate in anii precedenti si recuperate in anul curent (cod 85.01.01)	8501F					-70,916	-70,916	-70,916		
Plati efectuate in anii precedenti si recuperate in anul curent in sectiunea de functionare a bugetului local	850101					-70,916	-70,916	-70,916		
SECTIUNEA DE DEZVOLTARE (cod 51+55+56+58+60+61+70+81+85)		216,153,140	71,215,090	216,153,140	71,215,090	71,215,090	71,215,090	10,361,873	60,853,217	2,410,616
TITLUL X Proiecte cu finantare din fonduri externe nerambursabile aferente cadrului financiar 2014-2020 (cod 58.01 la 58.05+58.11+58.12+58.15+58.16+58.30)	58	89,943,270	41,983,270	89,943,270	41,983,270	41,983,270	41,983,270	7,500,927	34,482,343	232,541
Programe din Fondul European de Dezvoltare Regionala (FEDR) (cod 58.01.01 la 58.01.03)	5801	89,943,270	41,983,270	89,943,270	41,983,270	41,983,270	41,983,270	7,500,927	34,482,343	17,965
Finantarea nationala	580101	16,531,350	9,472,350	16,531,350	9,472,350	9,472,350	9,472,350	917,910	8,554,440	2,776
Finantarea externa nerambursabila	580102	73,411,920	32,510,920	73,411,920	32,510,920	32,510,920	32,510,920	6,583,017	25,927,903	15,189
Programe din Fondul Social European (FSE) (cod 58.02.01 la 58.02.03)	5802									214,576

A	B	1	2	3	4	5	6	7	8=6-7	9
Finantarea nationala	580201									214,576
Titlul XII „Proiecte cu finantare din sumele reprezentând asistenta financiara nerambursabila aferenta PNRR” (cod 60.01 la 60.03)	60	55,198,500	16,030,500	55,198,500	16,030,500	16,030,500	16,030,500		16,030,500	
Fonduri europene nerambursabile	6001	46,108,010	13,151,220	46,108,010	13,151,220	13,151,220	13,151,220		13,151,220	
Finantare publica nationala	6002	330,500	330,500	330,500	330,500	330,500	330,500		330,500	
Sume aferente TVA	6003	8,759,990	2,548,780	8,759,990	2,548,780	2,548,780	2,548,780		2,548,780	
Titlul XIII „Proiecte cu finantare din sumele aferente componentei de împrumut a PNRR” (cod 61.01 la 61.03)	61	40,860,000	1,750,000	40,860,000	1,750,000	1,750,000	1,750,000	485	1,749,515	
Fonduri din împrumut rambursabil	6101	34,201,690	1,344,540	34,201,690	1,344,540	1,344,540	1,344,540		1,344,540	
Finantare publica nationala	6102	160,000	150,000	160,000	150,000	150,000	150,000	485	149,515	
Sume aferente TVA	6103	6,498,310	255,460	6,498,310	255,460	255,460	255,460		255,460	
CHELTUIELI DE CAPITAL ((cod 71+72+75)	70	30,151,370	11,451,320	30,151,370	11,451,320	11,451,320	11,451,320	2,860,461	8,590,859	2,178,075
TITLUL XV ACTIVE NEFINANCIARE (cod 71.01 + 71.03)	71	30,151,370	11,451,320	30,151,370	11,451,320	11,451,320	11,451,320	2,860,461	8,590,859	2,178,075
Active fixe (cod 71.01.01 la 71.01.03+71.01.30)	7101	19,989,720	8,173,020	19,989,720	8,173,020	8,173,020	8,173,020	2,365,471	5,807,549	429,281
Constructii	710101									25,013
Masini, echipamente si mijloace de transport	710102									7,774
Mobilier, aparatura birotica si alte active corporale	710103									205,418
Alte active fixe	710130	19,989,720	8,173,020	19,989,720	8,173,020	8,173,020	8,173,020	2,365,471	5,807,549	191,076
Reparatii capitale aferente activelor fixe	7103	10,161,650	3,278,300	10,161,650	3,278,300	3,278,300	3,278,300	494,990	2,783,310	1,748,794
TITLUL VI TRANSFERURI INTRE UNITATI ALE ADMINISTRATIEI PUBLICE (cod 51.01+51.02)	51			12,742,000	4,383,890	4,383,890	4,383,890	4,185,000	198,890	4,185,000
TITLUL VII ALTE TRANSFERURI (cod 55.01+55.02)	55			1,004,000	300,000	300,000	300,000	300,000		300,000
TITLUL XVI RAMBURSARI DE CREDETE	81			10,710,540	2,603,880	2,603,880	2,603,880	2,252,484	351,396	
	84					-70,916	-70,916	-70,916		
OPERATIUNI FINANCIARE (cod 81)	79			10,710,540	2,603,880	2,603,880	2,603,880	2,252,484	351,396	
A. CHELTUIELILE CURENTE (10+20+30+40+50+51+55+56+58+57+59)	01	89,943,270	41,983,270	268,822,430	99,883,630	99,261,130	99,261,130	51,020,645	48,240,485	46,565,056
TITLUL XIX PLATI EFECTUATE IN ANII PRECEDENTI SI RECUPERATE IN ANUL CURENT (85.01)	85					-70,916	-70,916	-70,916		
Plati efectuate in anii precedenti si recuperate in anul curent (cod 85.01.02+85.01.05)	8501					-70,916	-70,916	-70,916		



Director of Economic

CONTUL DE EXECUTIE A BUGETULUI CREDITELOR INTERNE- CHELTUIELI

la data de 31.03.2023

Cod 21


-lei-

Denumirea indicatorilor *)	Cod indicator	Credite de angajament		Credite bugetare		Angajamente bugetare	Angajamente legale	Plati efectuate	Angajamente legale de platit	Cheltuieli efective
		Aprobate la finele perioadei de raportare	Trimestriale cumulate	Aprobate la finele perioadei de raportare	Trimestriale cumulate					
A	B	1	2	3	4	5	6	7	8=6-7	9
TOTAL CHELTUIELI (cod 50.07+59.07+63.07+70.07+79.07)	4907	39,671,330	18,709,250	39,671,330	18,709,250	18,709,250	18,709,250	4,348,961	14,360,289	19
Partea a III-a CHELTUIELI SOCIAL-CULTURALE(cod 65.07+66.07+67.07+68.07)	6307	790,810	790,810	790,810	790,810	790,810	790,810		790,810	
Invatamant (cod 65.07.03 la cod 65.07.05+65.07.07+65.07.11+65.07.50)	6507	790,810	790,810	790,810	790,810	790,810	790,810		790,810	
Alte cheltuieli in domeniul Invatamantului	650750	790,810	790,810	790,810	790,810	790,810	790,810		790,810	
Partea IV-a SERVICII SI DEZVOLTARE PUBLICA, LOCUINTE,MEDIU SI APE (cod 70.07+74.07)	6907	7,011,540	5,161,740	7,011,540	5,161,740	5,161,740	5,161,740	2,670,949	2,490,791	19
Locuinte, servicii si dezvoltare publica (cod 70.07.03+70.07.05 la 70.07.07+70.07.50)	7007	7,011,540	5,161,740	7,011,540	5,161,740	5,161,740	5,161,740	2,670,949	2,490,791	19
Locuinte (cod 70.07.03.01+70.07.03.30)	700703	1,114,600	1,114,600	1,114,600	1,114,600	1,114,600	1,114,600	656,020	458,580	19
Alte cheltuieli in domeniul locuintelor	70070330	1,114,600	1,114,600	1,114,600	1,114,600	1,114,600	1,114,600	656,020	458,580	19
Iluminat public si electrificari rurale	700706	2,747,140	2,747,140	2,747,140	2,747,140	2,747,140	2,747,140	1,635,890	1,111,250	
Alte servicii in domeniile locuintelor, serviciilor si dezvoltarii comunale	700750	3,149,800	1,300,000	3,149,800	1,300,000	1,300,000	1,300,000	379,039	920,961	
Partea V-a ACTIUNI ECONOMICE (cod 80.07+81.07+83.07+84.07+ 87.07)	7907	31,868,980	12,756,700	31,868,980	12,756,700	12,756,700	12,756,700	1,678,012	11,078,688	
Transporturi (cod 84.07.03+ 84.07.06+84.07.50)	8407	31,868,980	12,756,700	31,868,980	12,756,700	12,756,700	12,756,700	1,678,012	11,078,688	
Transport rutier (cod 84.07.03.01 la 84.07.03.03)	840703	31,868,980	12,756,700	31,868,980	12,756,700	12,756,700	12,756,700	1,678,012	11,078,688	
Strazi	84070303	31,868,980	12,756,700	31,868,980	12,756,700	12,756,700	12,756,700	1,678,012	11,078,688	
CHELTUIELILE SECTIUNII DE DEZVOLTARE(cod 50.07+59.07+63.07+70.07+7407+79.07)	4907	39,671,330	18,709,250	39,671,330	18,709,250	18,709,250	18,709,250	4,348,961	14,360,289	19

A	B	1	2	3	4	5	6	7	8=6-7	9
Partea III-a CHELTUIELI SOCIAL-CULTURALE (cod 65.07+66.07+67.07+68.07)	6307	790,810	790,810	790,810	790,810	790,810	790,810		790,810	
Invatamant (cod 65.07.03+65.07.04+65.07.05+65.07.07+61.07.11+65.07.50)	6507	790,810	790,810	790,810	790,810	790,810	790,810		790,810	
Alte cheltuieli in domeniul Invatamantului	650750	790,810	790,810	790,810	790,810	790,810	790,810		790,810	
Partea IV-a SERVICII SI DEZVOLTARE PUBLICA, LOCUINTE, MEDIU SI APE (cod 70.07+74.07)	6907	7,011,540	5,161,740	7,011,540	5,161,740	5,161,740	5,161,740	2,670,949	2,490,791	19
Locuinte, servicii si dezvoltare publica (cod 70.07.03+70.07.05+70.07.06+70.07.07+70.07.50)	7007	7,011,540	5,161,740	7,011,540	5,161,740	5,161,740	5,161,740	2,670,949	2,490,791	19
Locuinte (cod 70.07.03.01+70.07.03.30)	700703	1,114,600	1,114,600	1,114,600	1,114,600	1,114,600	1,114,600	656,020	458,580	19
Alte cheltuieli in domeniul locuintelor	70070330	1,114,600	1,114,600	1,114,600	1,114,600	1,114,600	1,114,600	656,020	458,580	19
Iluminat public si electrificari rurale	700706	2,747,140	2,747,140	2,747,140	2,747,140	2,747,140	2,747,140	1,635,890	1,111,250	
Alte servicii in domeniile locuintelor, serviciilor si dezvoltarii comunale	700750	3,149,800	1,300,000	3,149,800	1,300,000	1,300,000	1,300,000	379,039	920,961	
Partea V-a ACTIUNI ECONOMICE (cod 80.07+81.07+83.07+84.07+ 87.07)	7907	31,868,980	12,756,700	31,868,980	12,756,700	12,756,700	12,756,700	1,678,012	11,078,688	
Transporturi (cod 84.07.03+84.07.06+84.07.50D)	8407	31,868,980	12,756,700	31,868,980	12,756,700	12,756,700	12,756,700	1,678,012	11,078,688	
Transport rutier (cod 84.07.03.01 la 84.07.03.03)	840703	31,868,980	12,756,700	31,868,980	12,756,700	12,756,700	12,756,700	1,678,012	11,078,688	
Strazi	84070303	31,868,980	12,756,700	31,868,980	12,756,700	12,756,700	12,756,700	1,678,012	11,078,688	

Nota: Se detaliaza pe structura clasificatiei economice (Anexa 7)

Conducatorul institutiei



Conducatorul compartimentului
finanțiar-contabil

CONTUL DE EXECUTIE AL INSTITUTIILOR PUBLICE - CHELTUIELI


la data de 31.03.2023

Cod 21 Capitol 5007

Subcapitol

-lei-

DENUMIREA INDICATORILOR*)	Cod indicator	Credite de angajament		Credite bugetare		Angajamente bugetare	Angajamente legale	Plati efectuate	Angajamente legale de platit	Cheltuieli efective
		Aprobate la finele perioadei de raportare	Trimestriale cumulate	Aprobate la finele perioadei de raportare	Trimestriale cumulate					
A	B	1	2	3	4	5	6	7	8=6-7	9
TOTAL CHELTUIELI(SECTIUNEA DE FUNCTIONARE+SECTIUNEA DE DEZVOLTARE)		39,671,330	18,709,250	39,671,330	18,709,250	18,709,250	18,709,250	4,348,961	14,360,289	19
SECTIUNEA DE DEZVOLTARE (cod 51+55+56+58+60+61+70+81+85)		39,671,330	18,709,250	39,671,330	18,709,250	18,709,250	18,709,250	4,348,961	14,360,289	19
TITLUL X Proiecte cu finantare din fonduri externe nerambursabile aferente cadrului financiar 2014-2020 (cod 58.01 la 58.05+58.11+58.12+58.15+58.16+58.30)	58	39,671,330	18,709,250	39,671,330	18,709,250	18,709,250	18,709,250	4,348,961	14,360,289	19
Programe din Fondul European de Dezvoltare Regionala (FEDR) (cod 58.01.01 la 58.01.03)	5801	39,671,330	18,709,250	39,671,330	18,709,250	18,709,250	18,709,250	4,348,961	14,360,289	19
Finantarea nationala	580101	13,881,060	9,974,430	13,881,060	9,974,430	9,974,430	9,974,430	3,412,385	6,562,045	19
Cheltuieli neeligibile	580103	25,790,270	8,734,820	25,790,270	8,734,820	8,734,820	8,734,820	936,576	7,798,244	
A. CHELTUIELILE CURENTE (10+20+30+40+50+51+55+56+58+57+59)	01	39,671,330	18,709,250	39,671,330	18,709,250	18,709,250	18,709,250	4,348,961	14,360,289	19



DIRECTOR ECONOMIC

CONTUL DE EXECUTIE

A BUGETULUI INSTITUTIILOR PUBLICE SI ACTIVITATILOR FINANTATE INTEGRAL SAU PARTIAL DIN VENITURI PROPRII (DE SUBORDONARE LOCALA) -VENITURI

la data de 31.03.2023

Cod 20

NO 60 TOTAL

-lei-


Denumirea indicatorilor	Cod indicator	Prevederi bugetare		Drepturi constatate			Incasari realizate	Stingeri pe alte cai decat incasari	Drepturi constatate de incasat
		Aprobate la finele perioadei de raportare	Trimestriale cumulate	Total, din care:	din anii precedenti	din anul curent			
A	B	1	2	3=4+5	4	5	6	7	8=3-6-7
TOTAL VENITURI (cod 00.02+00.15+00.16+00.17+45.10+48.10)	000110	21,325,960	7,737,750	8,103,987	464,712	7,639,275	7,436,625		667,362
I. VENITURI CURENTE (cod 00.03+00.12)	0002	7,902,880	2,858,470	3,447,480	464,712	2,982,768	2,780,118		667,362
C. VENITURI NEFISCALE (cod 00.13+00.14)	2900	7,902,880	2,858,470	3,447,480	464,712	2,982,768	2,780,118		667,362
C1. VENITURI DIN PROPRIETATE (cod 30.10+31.10)	3000	240,000	92,350	93,884	16,861	77,023	78,950		14,934
Venituri din proprietate (cod 30.10.05+30.10.08+30.10.09+30.10.50)	3010	240,000	92,350	93,884	16,861	77,023	78,950		14,934
Venituri din concesiuni si inchirieri (cod 30.10.05.30)	301005	240,000	92,350	93,884	16,861	77,023	78,950		14,934
Alte venituri din concesiuni si inchirieri de catre institutiile publice	30100530	240,000	92,350	93,884	16,861	77,023	78,950		14,934
C2. VANZARI DE BUNURI SI SERVICII (cod 33.10+34.10+35.10+36.10+37.10)	3300	7,662,880	2,766,120	3,353,596	447,851	2,905,745	2,701,168		652,428
Venituri din prestari de servicii si alte activitati (cod 33.10.05+33.10.08+33.10.09+33.10.13+ 33.10.14+ 33.10.16+33.10.17+33.10.19 la 33.10.21+33.10.30 la 33.10.32+33.10.50)	3310	5,415,780	1,670,870	2,244,546	264,226	1,980,320	1,945,676		298,870
Taxe si alte venituri in invatamant	331005	48,100	14,000	6,210		6,210	5,210		1,000
Venituri din prestari de servicii	331008	3,987,000	1,145,000	1,665,700	238,808	1,426,892	1,385,713		279,987
Contributia elevilor si studentilor pentru internate, camine si cantine.	331014	1,317,680	511,870	542,891	18,318	524,573	526,208		16,683
Alte venituri din prestari de servicii si alte activitati	331050	63,000		29,745	7,100	22,645	28,545		1,200
Diverse venituri (cod 36.10.04+36.10.32+36.10.50)	3610	2,247,100	1,095,250	1,099,050	183,625	915,425	745,492		353,558
Alte venituri	361050	2,247,100	1,095,250	1,099,050	183,625	915,425	745,492		353,558
Transferuri voluntare, altele decat subventiile (cod 37.10.01+37.10.03+37.10.04+37.10.50)	3710			10,000		10,000	10,000		
Donatii si sponsorizari	371001			10,000		10,000	10,000		

A	B	1	2	3=4+5	4	5	6	7	8=3-6-7
Varsaminte din sectiunea de functionare pentru finantarea sectiunii de dezvoltare a bugetului local (cu semnul minus)	371003	-44,000							
Varsaminte din sectiunea de functionare	371004	44,000							
III. OPERATIUNI FINANCIARE (cod 40.10+41.10)	0016	681,080	495,390	471,507		471,507	471,507		
Încasări din rambursarea împrumuturilor acordate (cod. 40.10.15+40.10.16)	4010	681,080	495,390	471,507		471,507	471,507		
Sume utilizate din excedentul anului precedent pentru efectuarea de cheltuieli (cod. 40.10.15.01+40.10.15.02)	401015	681,080	495,390	471,507		471,507	471,507		
Sume utilizate de administratiile locale din excedentul anului precedent pentru sectiunea de functionare	40101501	681,080	495,390	471,507		471,507	471,507		
IV. SUBVENTII (cod 00.18)	4100	12,742,000	4,383,890	4,185,000		4,185,000	4,185,000		
Subventii de la alte administratii (cod 43.10.09+43.10.10+43.10.14 la 43.10.17+43.10.19 + 43.10.25 la 43.10.27+43.10.31+43.10.32+43.10.33+43.10.35)	4310	12,742,000	4,383,890	4,185,000		4,185,000	4,185,000		
Subventii pentru institutii publice	431009	12,742,000	4,383,890	4,185,000		4,185,000	4,185,000		
VENITURILE SECTIUNII DE FUNCTIONARE (cod 00.02+00.16+00.17) - TOTAL	000110	21,281,960	7,737,750	8,103,987	464,712	7,639,275	7,436,625		667,362
I. VENITURI CURENTE (cod 00.03+00.12)	0002	7,858,880	2,858,470	3,447,480	464,712	2,982,768	2,780,118		667,362
C. VENITURI NEFISCALE (cod 00.13+00.14)	2900	7,858,880	2,858,470	3,447,480	464,712	2,982,768	2,780,118		667,362
C1. VENITURI DIN PROPRIETATE (cod 30.10 +31.10)	3000	240,000	92,350	93,884	16,861	77,023	78,950		14,934
Venituri din proprietate (cod 30.10.05+30.10.08+30.10.09+30.10.50)	3010	240,000	92,350	93,884	16,861	77,023	78,950		14,934
Venituri din concesiuni si inchirieri (cod 30.10.05.30)	301005	240,000	92,350	93,884	16,861	77,023	78,950		14,934
Alte venituri din concesiuni si inchirieri de catre institutiile publice	30100530	240,000	92,350	93,884	16,861	77,023	78,950		14,934
C2. VANZĂRI DE BUNURI SI SERVICII (cod 33.10+34.10+35.10+36.10+37.10)	3300	7,618,880	2,766,120	3,353,596	447,851	2,905,745	2,701,168		652,428
Venituri din prestari de servicii si alte activitati (cod 33.10.05+33.10.08+33.10.09+33.10.13+ 33.10.14 +33.10.16+33.10.17 +33.10.19 la 33.10.21+33.10.30 la 33.10.32+33.10.50)	3310	5,415,780	1,670,870	2,244,546	264,226	1,980,320	1,945,676		298,870
Taxe si alte venituri in invatamant	331005	48,100	14,000	6,210		6,210	5,210		1,000
Venituri din prestari de servicii	331008	3,987,000	1,145,000	1,665,700	238,808	1,426,892	1,385,713		279,987
Contributia elevilor si studentilor pentru internate, camine si cantine.	331014	1,317,680	511,870	542,891	18,318	524,573	526,208		16,683
Alte venituri din prestari de servicii si alte activitati	331050	63,000		29,745	7,100	22,645	28,545		1,200
Diverse venituri (cod 36.10.04+36.10.32+36.10.50)	3610	2,247,100	1,095,250	1,099,050	183,625	915,425	745,492		353,558
Alte venituri	361050	2,247,100	1,095,250	1,099,050	183,625	915,425	745,492		353,558

A	B	1	2	3=4+5	4	5	6	7	8=3-6-7
Transferuri voluntare, altele decât subvențiile (cod 37.10.01+37.10.03+37.10.50)	3710	-44,000		10,000		10,000	10,000		
Donatii si sponsorizari	371001			10,000		10,000	10,000		
Varsaminte din sectiunea de functionare pentru finantarea sectiunii de dezvoltare a bugetului local (cu semnul minus)	371003	-44,000							
III. OPERATIUNI FINANCIARE (cod 40.10+41.10)	0016	681,080	495,390	471,507		471,507	471,507		
Incasari din rambursarea împrumuturilor acordate (cod. 40.10.15)	4010	681,080	495,390	471,507		471,507	471,507		
Sume utilizate din excedentul anului precedent pentru efectuarea de cheltuieli (cod. 40.10.15.01)	401015	681,080	495,390	471,507		471,507	471,507		
Sume utilizate de administratiile locale din excedentul anului precedent pentru sectiunea de functionare	40101501	681,080	495,390	471,507		471,507	471,507		
IV. SUBVENTII (cod 00.18)	4100	12,742,000	4,383,890	4,185,000		4,185,000	4,185,000		
SUBVENTII DE LA ALTE NIVELE ALE ADMINISTRATIEI PUBLICE (cod 42.10+43.10)	0018	12,742,000	4,383,890	4,185,000		4,185,000	4,185,000		
Subventii de la alte administratii (cod 43.10.09+43.10.10+43.10.15+43.10.33+43.10.35)	4310	12,742,000	4,383,890	4,185,000		4,185,000	4,185,000		
Subventii pentru institutii publice	431009	12,742,000	4,383,890	4,185,000		4,185,000	4,185,000		
VENITURILE SECTIUNII DE DEZVOLTARE (cod 00.02+00.15+00.16+00.17+45.10+48.10) - TOTAL	000110	44,000							
I. VENITURI CURENTE (cod 00.12)	0002	44,000							
C. VENITURI NEFISCALE (cod 00.14)	2900	44,000							
C2. VANZARI DE BUNURI SI SERVICII (cod 36.10+37.10)	3300	44,000							
Transferuri voluntare, altele decât subvențiile (cod 37.10.04)	3710	44,000							
Varsaminte din sectiunea de functionare	371004	44,000							

Conducatorul institutiei

Conducatorul compartimentului
financiar-contabil



CONTUL DE EXECUTIE
A BUGETULUI INSTITUTIILOR PUBLICE SI ACTIVITATILOR FINANȚATE INTEGRAL SAU PARTIAL DIN VENITURI PROPRII (DE SUBORDONARE LOCALA) -CHELTUIELI

la data de 31.03.2023


Denumirea indicatorilor *)	Cod indicator	Credite de angajament		Credite bugetare		Angajamente bugetare	Angajamente legale	Plati efectuate	Angajamente legale de platit	Cheltuieli efective
		Aprobate la finele perioadei de raportare	Trimestriale cumulate	Aprobate la finele perioadei de raportare	Trimestriale cumulate					
A	B	1	2	3	4	5	6	7	8=6-7	9
TOTAL CHELTUIELI - SECTIUNEA DE FUNCTIONARE + SECTIUNEA DE DEZVOLTARE (cod 50.10+59.10+63.10+70.10+74.10+79.10)	4910	44,000		21,325,960	7,737,750	7,732,703	7,732,703	5,716,618	2,016,085	5,900,917
Partea I-a SERVICII PUBLICE GENERALE (cod 54.10+55.10)	5010			5,905,690	1,795,060	1,790,014	1,790,014	1,254,185	535,829	1,254,847
Alte servicii publice generale (cod 54.10.10+54.10.50)	5410			5,905,690	1,795,060	1,790,014	1,790,014	1,254,185	535,829	1,254,847
Alte servicii publice generale	541050			5,905,690	1,795,060	1,790,014	1,790,014	1,254,185	535,829	1,254,847
Partea III-a CHELTUIELI SOCIAL-CULTURALE (cod 65.10+66.10+67.10+68.10)	6310	44,000		15,420,270	5,942,690	5,942,689	5,942,689	4,462,433	1,480,256	4,646,070
Invatamant (cod 65.10.03 la 65.10.05+65.10.07+65.10.11+65.10.50)	6510	44,000		4,145,270	2,005,860	2,005,860	2,005,860	1,232,810	773,050	1,339,229
Invatamant prescolar si primar (cod 65.10.03.01+65.10.03.02)	651003			2,277,660	1,140,660	1,140,660	1,140,660	715,136	425,524	806,665
Invatamant prescolar	65100301			2,277,660	1,140,660	1,140,660	1,140,660	715,136	425,524	806,665
Invatamant secundar (cod 65.10.04.01 la 65.10.04.03)	651004	44,000		1,867,610	865,200	865,200	865,200	517,674	347,526	532,564
Invatamant secundar inferior	65100401			106,820	59,820	59,820	59,820	3,141	56,679	785
Invatamant secundar superior	65100402	44,000		1,760,790	805,380	805,380	805,380	514,533	290,847	531,779
Cultura, recreere si religie (cod 67.10.03+67.10.05+67.10.50)	6710			11,275,000	3,936,830	3,936,829	3,936,829	3,229,623	707,206	3,306,841
Servicii culturale (cod 67.10.03.03 la 67.10.03.07+67.10.03.09 la 67.10.03.11+67.10.03.15+67.10.03.30)	671003			3,895,000	1,069,830	1,069,829	1,069,829	897,581	172,248	943,156
Case de cultura	67100306			3,895,000	1,069,830	1,069,829	1,069,829	897,581	172,248	943,156
Servicii recreative si sportive (cod 67.10.05.01)	671005			7,380,000	2,867,000	2,867,000	2,867,000	2,332,042	534,958	2,363,685
Sport	67100501			7,380,000	2,867,000	2,867,000	2,867,000	2,332,042	534,958	2,363,685

A	B	1	2	3	4	5	6	7	8=6-7	9
CHELTUIELILE SECTIUNII DE FUNCTIONARE (cod 50.10+59.10+63.10+70.10+74.10+79.10)	4910	44,000		21,325,960	7,737,750	7,732,703	7,732,703	5,716,618	2,016,085	5,900,917
Partea I-a SERVICII PUBLICE GENERALE (cod 51.10+54.10+55.10)	5010			5,905,690	1,795,060	1,790,014	1,790,014	1,254,185	535,829	1,233,142
Alte servicii publice generale (cod 54.10.10+54.10.50)	5410			5,905,690	1,795,060	1,790,014	1,790,014	1,254,185	535,829	1,233,142
Alte servicii publice generale	541050			5,905,690	1,795,060	1,790,014	1,790,014	1,254,185	535,829	1,233,142
Partea III-a CHELTUIELI SOCIAL-CULTURALE (cod 65.10+66.10+67.10+68.10)	6310			15,376,270	5,942,690	5,942,689	5,942,689	4,462,433	1,480,256	4,626,191
Invatamant (cod 65.10.03 la 65.10.05+65.10.07+65.10.11+65.10.50)	6510			4,101,270	2,005,860	2,005,860	2,005,860	1,232,810	773,050	1,326,525
Invatamant prescolar si primar (cod 65.10.03.01+65.10.03.02)	651003			2,277,660	1,140,660	1,140,660	1,140,660	715,136	425,524	806,665
Invatamant prescolar	65100301			2,277,660	1,140,660	1,140,660	1,140,660	715,136	425,524	806,665
Invatamant secundar (cod 65.10.04.01 la 65.10.04.03)	651004			1,823,610	865,200	865,200	865,200	517,674	347,526	519,860
Invatamant secundar inferior	65100401			106,820	59,820	59,820	59,820	3,141	56,679	785
Invatamant secundar superior	65100402			1,716,790	805,380	805,380	805,380	514,533	290,847	519,075
Cultura, recreere si religie (cod 67.10.03+67.10.05+67.10.50)	6710			11,275,000	3,936,830	3,936,829	3,936,829	3,229,623	707,206	3,299,666
Servicii culturale (cod 67.10.03.03 la 67.10.03.07+67.10.03.09 la 67.10.03.11+67.10.03.15+67.10.03.30)	671003			3,895,000	1,069,830	1,069,829	1,069,829	897,581	172,248	938,730
Casa de cultura	67100306			3,895,000	1,069,830	1,069,829	1,069,829	897,581	172,248	938,730
Servicii recreative si sportive (cod 67.10.05.01)	671005			7,380,000	2,867,000	2,867,000	2,867,000	2,332,042	534,958	2,360,936
Sport	67100501			7,380,000	2,867,000	2,867,000	2,867,000	2,332,042	534,958	2,360,936
CHELTUIELILE SECTIUNII DE DEZVOLTARE (cod 50.10+59.10+63.10+70.10+74.10+79.10)	4910	44,000		44,000						41,584
Partea I-a SERVICII PUBLICE GENERALE (cod 51.10+54.10)	5010									21,705
Alte servicii publice generale (cod 54.10.10+54.10.50)	5410									21,705
Alte servicii publice generale	541050									21,705
Partea III-a CHELTUIELI SOCIAL-CULTURALE (cod 65.10+66.10+67.10+68.10)	6310	44,000		44,000						19,879
Invatamant (cod 65.10.03 la 65.10.05+65.10.07+65.10.11+65.10.50)	6510	44,000		44,000						12,704
Invatamant secundar (cod 65.10.04.01 la 65.10.04.03)	651004	44,000		44,000						12,704
Invatamant secundar superior	65100402	44,000		44,000						12,704
Cultura, recreere si religie (cod 67.10.03+67.10.05+67.10.50)	6710									7,175
Servicii culturale (cod 67.10.03.03 la 67.10.03.07+67.10.03.09)	671003									4,426

A	B	1	2	3	4	5	6	7	8=6-7	9
la 67.10.03.11+67.10.03.15+67.10.03.30)										
Case de cultura	67100306									4,426
Servicii recreative si sportive (cod 67.10.05.01)	671005									2,749
Sport	67100501									2,749

Nota: Se detaliaza pe structura clasificatiei economice (Anexa 7)

Conducatorul institutiei



Conducatorul compartimentului
financiar-contabil

CONTUL DE EXECUTIE AL INSTITUTIILOR PUBLICE - CHELTUIELI

la data de 31.03.2023

Cod 21 Capitol 5010


Subcapitol

-lei-

DENUMIREA INDICATORILOR*)	Cod indicator	Credite de angajament		Credite bugetare		Angajamente bugetare	Angajamente legale	Plati efectuate	Angajamente legale de platit	Cheltuieli efective
		Aprobate la finele perioadei de raportare	Trimestriale cumulate	Aprobate la finele perioadei de raportare	Trimestriale cumulate					
A	B	1	2	3	4	5	6	7	8=6-7	9
TOTAL CHELTUIELI(SECTIUNEA DE FUNCTIONARE+SECTIUNEA DE DEZVOLTARE)		44,000		21,325,960	7,737,750	7,732,703	7,732,703	5,716,618	2,016,085	5,900,917
SECTIUNEA DE FUNCTIONARE (cod 01+79+85)				21,281,960	7,737,750	7,732,703	7,732,703	5,716,618	2,016,085	5,859,333
CHELTUIELI CURENTE (10+20+30+40+50+51SF+55SF+57+59)	01			21,289,070	7,744,860	7,744,860	7,744,860	5,728,775	2,016,085	5,859,333
TITLUL I CHELTUIELI DE PERSONAL (cod 10.01 la10.03)	10			7,962,910	2,087,350	2,087,350	2,087,350	1,799,088	288,262	1,877,484
Cheltuieli salariale in bani (cod 10.01.01+10.01.03 la 10.01.17+10.01.29 +10.01.30)	1001			7,564,080	1,885,950	1,885,950	1,885,950	1,740,296	145,654	1,816,272
Salarii de baza	100101			6,884,230	1,696,590	1,696,590	1,696,590	1,598,464	98,126	1,674,152
Sporuri pentru conditii de munca	100105			214,250	52,210	52,210	52,210	44,193	8,017	48,130
Alte sporuri	100106			45,760	12,220	12,220	12,220	9,955	2,265	9,360
Fond aferent platii cu ora	100111			15,000	15,000	15,000	15,000		15,000	
Drepturi de delegare	100113			13,000	10,000	10,000	10,000	1,500	8,500	1,500
Indemnizatii de hrana	100117			387,840	95,930	95,930	95,930	86,184	9,746	83,130
Alte drepturi salariale in bani	100130			4,000	4,000	4,000	4,000		4,000	
Cheltuieli salariale in natura (cod 10.02.01 la 10.02.06+10.02.30)	1002			135,320	135,320	135,320	135,320		135,320	
Vouchere de vacanta	100206			135,320	135,320	135,320	135,320		135,320	
Contributii (cod.10.03.01 la 10.03.08)	1003			263,510	66,080	66,080	66,080	58,792	7,288	61,212
Contributii de asigurari sociale de stat	100301			88,010	20,610	20,610	20,610	19,842	768	20,635
Contributia asiguratorie pentru munca	100307			175,000	44,970	44,970	44,970	38,944	6,026	40,571
Contributii platite de angajator in numele angajatului	100308			500	500	500	500	6	494	6

A	B	1	2	3	4	5	6	7	8=6-7	9
TITLUL II BUNURI SI SERVICII (cod 20.01 la 20.06+20.09 la 20.16+20.18 la 20.25+20.27+20.30)	20			13,323,160	5,654,510	5,654,510	5,654,510	3,929,687	1,724,823	3,981,849
Bunuri si servicii (cod 20.01.01 la 20.01.09+20.01.30)	2001			2,638,970	1,159,990	1,159,990	1,159,990	798,051	361,939	835,012
Furnituri de birou	200101			71,640	27,500	27,500	27,500	5,410	22,090	15,006
Materiale pentru curatenie	200102			106,280	35,000	35,000	35,000	9,838	25,162	23,796
Incalzit, iluminat si forta motrica	200103			1,009,610	493,000	493,000	493,000	412,420	80,580	435,255
Apa, canal si salubritate	200104			225,870	100,850	100,850	100,850	27,127	73,723	30,081
Carburanti si lubrifianti	200105			58,300	16,000	16,000	16,000	10,969	5,031	9,585
Piese de schimb	200106			49,680	16,000	16,000	16,000	10,870	5,130	3,206
Transport	200107			370,000	160,000	160,000	160,000	136,649	23,351	132,429
Posta, telecomunicatii, radio, tv, internet	200108			66,190	20,000	20,000	20,000	16,827	3,173	16,300
Materiale si prestari de servicii cu caracter functional	200109			341,000	160,500	160,500	160,500	128,747	31,753	125,856
Alte bunuri si servicii pentru intretinere si functionare	200130			340,400	131,140	131,140	131,140	39,194	91,946	43,498
Reparatii curente	2002			241,080	123,000	123,000	123,000	185	122,815	12,153
Hrana (cod 20.03.01+20.03.02)	2003			3,717,470	1,709,660	1,709,660	1,709,660	1,224,427	485,233	1,303,164
Hrana pentru oameni	200301			3,717,470	1,709,660	1,709,660	1,709,660	1,224,427	485,233	1,303,164
Medicamente si materiale sanitare (cod 20.04.01 la 20.04.04)	2004			54,500	24,500	24,500	24,500	12,896	11,604	12,813
Medicamente	200401			45,000	20,000	20,000	20,000	10,908	9,092	12,259
Materiale sanitare	200402			9,500	4,500	4,500	4,500	1,988	2,512	554
Bunuri de natura obiectelor de inventar (cod 20.05.01+20.05.03+20.05.30)	2005			439,430	266,930	266,930	266,930	12,682	254,248	2,172
Uniforme si echipament	200501			190,250	151,000	151,000	151,000		151,000	
Lenjerie si accesorii de pat	200503			10,000						
Alte obiecte de inventar	200530			239,180	115,930	115,930	115,930	12,682	103,248	2,172
Deplasari, detasari, transferari (cod 20.06.01+20.06.02)	2006			23,000	18,000	18,000	18,000	3,666	14,334	3,666
Deplasari interne, detasari, transferari	200601			23,000	18,000	18,000	18,000	3,666	14,334	3,666
Materiale de laborator	2009			1,500	1,500	1,500	1,500		1,500	
Carti, publicatii si materiale documentare	2011			8,040	4,340	4,340	4,340		4,340	
Consultanta si expertiza	2012			50,000	20,000	20,000	20,000	19,705	295	19,705
Pregatire profesionala	2013			32,500	16,000	16,000	16,000		16,000	
Protectia muncii	2014			12,530	7,000	7,000	7,000	327	6,673	514
Alte cheltuieli (cod 20.30.01 la 20.30.04+20.30.06+20.30.07+20.30.09+20.30.30)	2030			6,104,140	2,303,590	2,303,590	2,303,590	1,857,748	445,842	1,792,650

A	B	1	2	3	4	5	6	7	8=6-7	9
Reclama si publicitate	203001			5,200	5,200	5,200	5,200		5,200	
Prime de asigurare non-viata	203003			2,000						169
Alte cheltuieli cu bunuri si servicii	203030			6,096,940	2,298,390	2,298,390	2,298,390	1,857,748	440,642	1,792,481
TITLUL XI ALTE CHELTUIELI (cod 59.01+59.02+ 59.08+59.11+59.12+59.15+ 59.17+59.20+ 59.22+59.25+59.30+ 59.35+ 59.40+59.41)	59			3,000	3,000	3,000	3,000		3,000	
Sume aferente persoanelor cu handicap neincadrate	5940			3,000	3,000	3,000	3,000		3,000	
TITLUL XXI PLATI EFECTUATE IN ANII PRECEDENTI SI RECUPERATE IN ANUL CURENT(85.01)	85F			-7,110	-7,110	-12,157	-12,157	-12,157		
Plati efectuate in anii precedenti si recuperate in anul curent (cod 85.01.01)	8501F			-7,110	-7,110	-12,157	-12,157	-12,157		
Plati efectuate in anii precedenti si recuperate in anul curent in sectiunea de functionare a bugetului local	850101			-7,110	-7,110	-12,157	-12,157	-12,157		
SECTIUNEA DE DEZVOLTARE (cod 51+55+56+58+60+61+70+81+85)		44,000		44,000						41,584
CHELTUIELI DE CAPITAL ((cod 71+72+75)	70	44,000		44,000						41,584
TITLUL XV ACTIVE NEFINANCIARE (cod 71.01 + 71.03)	71	44,000		44,000						41,584
Active fixe (cod 71.01.01 la 71.01.03+71.01.30)	7101	44,000		44,000						41,584
Constructii	710101									524
Masini, echipamente si mijloace de transport	710102									18,379
Mobilier, aparatura birotica si alte active corporale	710103									2,470
Active fixe	710130	44,000		44,000						20,211
	84			-7,110	-7,110	-12,157	-12,157	-12,157		
A. CHELTUIELILE CURENTE (10+20+30+40+50+51+55+56+58+57+59)	01			21,289,070	7,744,860	7,744,860	7,744,860	5,728,775	2,016,085	5,859,333
TITLUL XIX PLATI EFECTUATE IN ANII PRECEDENTI SI RECUPERATE IN ANUL CURENT (85.01)	85			-7,110	-7,110	-12,157	-12,157	-12,157		
Plati efectuate in anii precedenti si recuperate in anul curent (cod 85.01.02+85.01.05)	8501			-7,110	-7,110	-12,157	-12,157	-12,157		



DIRECTOR ECONOMIC