

CONTUL DE EXECUTIE A BUGETULUI LOCAL- VENITURI

la data de 31.12.2022

Cod 20

-lei-

Denumirea indicatorilor	Cod indicator	Prevederi bugetare		Drepturi constatate			Incasari realizate	Stingeri pe alte cai decat incasari	Drepturi constatate de incasat
		Initiale	Definitive	Total, din care:	din anii precedenti	din anul curent			
A	B	1	2	3=4+5	4	5	6	7	8=3-6-7
VENITURI -TOTAL(cod 00.02+00.15+00.16+00.17+45.02+4602+4702+4802)	000102	243,270,190	198,174,280	221,567,233	31,256,822	190,310,411	192,964,339		28,602,894
VENITURI PROPRII (cod 00.02-11.02-II 37.02+ 00.15)	4990	137,483,940	139,883,550	162,129,096	24,528,296	137,600,800	140,654,881		21,474,215
I. VENITURI CURENTE (cod 00.03+00.12)	0002	168,069,550	175,770,960	197,799,392	24,528,176	173,271,214	176,325,221		21,474,171
A. VENITURI FISCALE (cod 00.04+06.02+00.09+00.10+00.11)	0003	154,365,390	161,779,190	173,912,375	14,458,460	159,453,915	161,853,005		12,059,370
A1. IMPOZIT PE VENIT, PROFIT SI CASTIGURI DIN CAPITAL (cod 00.05+00.06+00.07)	0004	93,380,390	93,536,240	93,517,731		93,517,731	93,517,731		
A1.2. IMPOZIT PE VENIT, PROFIT SI CASTIGURI DIN CAPITAL DE LA PERSOANE FIZICE(cod 03.02+04.02)	0006	93,380,390	93,536,240	93,517,731		93,517,731	93,517,731		
Impozit pe venit (cod 03.02.17+ 03.02.18)	0302	401,390	401,390	382,883		382,883	382,883		
Impozitul pe veniturile din transferul proprietatilor imobiliare din patrimoniul personal	030218	401,390	401,390	382,883		382,883	382,883		
Cote si sume defalcate din impozitul pe venit (cod 04.02.01+04.02.04)	0402	92,979,000	93,134,850	93,134,848		93,134,848	93,134,848		
Cote defalcate din impozitul pe venit	040201	90,055,000	90,210,850	90,210,848		90,210,848	90,210,848		
Sume repartizate din Fondul la dispozitia Consiliului Judetean	040205	2,924,000	2,924,000	2,924,000		2,924,000	2,924,000		
A3. IMPOZITE SI TAXE PE PROPRIETATE (cod 07.02)	0009	20,362,000	21,350,000	31,056,039	10,880,146	20,175,893	21,581,761		9,474,278
Impozite si taxe pe proprietate (07.02.01la 07.02.03+07.02.50)	0702	20,362,000	21,350,000	31,056,039	10,880,146	20,175,893	21,581,761		9,474,278
Impozit si taxa pe cladiri (cod 07.02.01.01+07.02.01.02)	070201	15,637,000	15,721,000	23,879,860	9,494,596	14,385,264	15,853,365		8,026,495
Impozit pe cladiri de la persoane fizice	07020101	5,241,000	5,241,000	6,303,160	1,080,823	5,222,337	5,352,110		951,050
Impozit si taxa pe cladiri de la persoane juridice	07020102	10,396,000	10,480,000	17,576,700	8,413,773	9,162,927	10,501,255		7,075,445
Impozit si taxa pe teren (cod 07.02.02.01 la 07.02.02.03)	070202	3,534,000	4,438,000	5,287,924	1,030,401	4,257,523	4,489,820		798,104

A	B	1	2	3=4+5	4	5	6	7	8=3-6-7
Impozit pe terenuri de la persoane fizice	07020201	1,336,000	2,200,000	2,613,671	365,041	2,248,630	2,230,104		383,567
Impozit si taxa pe teren de la persoane juridice	07020202	1,885,000	1,925,000	2,275,889	542,841	1,733,048	1,950,949		324,940
Impozitul pe terenul extravilan*)+Restante ani anteriori din impozitul pe terenul agricol-	07020203	313,000	313,000	398,364	122,519	275,845	308,767		89,597
Taxe judiciare de timbru si alte taxe de timbru	070203	1,191,000	1,191,000	1,888,255	355,149	1,533,106	1,238,576		649,679
A4. IMPOZITE SI TAXE PE BUNURI SI SERVICII (cod 11.02+12.02+15.02+16.02)	0010	40,392,000	46,661,950	49,037,607	3,528,183	45,509,424	46,506,202		2,531,405
Sume defalcate din TVA (cod 11.02.01+11.02.02+11.02.05+11.02.06+11.02.09)	1102	30,258,000	35,460,950	35,254,446		35,254,446	35,254,446		
Sume defalcate din taxa pe valoarea adaugata pentru finantarea cheltuielilor descentralizate la nivelul comunelor, oraselor, municipiilor, sectoarelor si Municipiului Bucuresti	110202	29,108,000	31,423,970	31,283,413		31,283,413	31,283,413		
Sume defalcate din taxa pe valoarea adaugata pentru drumuri	110205	7,000	7,000	7,000		7,000	7,000		
Sume defalcate din taxa pe valoarea adaugata pentru echilibrarea bugetelor locale	110206		3,135,980	3,078,066		3,078,066	3,078,066		
Sume defalcate din taxa pe valoare adaugata pentru finantarea invatamantului particular sau confesional acreditat	110209	1,143,000	894,000	885,967		885,967	885,967		
Alte impozite si taxe generale pe bunuri si servicii (cod 12.02.07)	1202	2,000	2,000	55,633	55,055	578	624		55,009
Taxe hoteliere	120207	2,000	2,000	55,633	55,055	578	624		55,009
Taxe pe servicii specifice (cod 15.02.01+15.02.50)	1502	3,000	3,000	7,120	660	6,460	6,224		896
Impozit pe spectacole	150201	3,000	3,000	7,120	660	6,460	6,224		896
Taxe pe utilizarea bunurilor, autorizarea utilizarii bunurilor sau pe desfasurarea de activitati (cod 16.02.02+16.02.03+16.02.50)	1602	10,129,000	11,196,000	13,720,408	3,472,468	10,247,940	11,244,908		2,475,500
Impozit pe mijloacele de transport (cod 16.02.02.01+16.02.02.02)	160202	7,224,000	7,427,000	9,870,665	3,460,829	6,409,836	7,395,165		2,475,500
Impozit pe mijloacele de transport detinute de persoane fizice	16020201	4,857,000	5,060,000	6,971,688	2,072,170	4,899,518	5,199,438		1,772,250
Impozit pe mijloacele de transport detinute de persoane juridice	16020202	2,367,000	2,367,000	2,898,977	1,388,659	1,510,318	2,195,727		703,250
Taxe si tarife pentru eliberarea de licente si autorizatii de functionare	160203	40,000	40,000	67,135		67,135	67,135		
Alte taxe pe utilizarea bunurilor, autorizarea utilizarii bunurilor sau pe desfasurarea de activitati	160250	2,865,000	3,729,000	3,782,608	11,639	3,770,969	3,782,608		
A6. ALTE IMPOZITE SI TAXE FISCALE (cod 18.02)	0011	231,000	231,000	300,998	50,131	250,867	247,311		53,687
Alte impozite si taxe fiscale (cod 18.02.50)	1802	231,000	231,000	300,998	50,131	250,867	247,311		53,687

177

A	B	1	2	3=4+5	4	5	6	7	8=3-6-7
Alte impozite si taxe	180250	231,000	231,000	300,998	50,131	250,867	247,311		53,687
C. VENITURI NEFISCALE (cod 00.13+00.14)	0012	13,704,160	13,991,770	23,887,017	10,069,718	13,817,299	14,472,216		9,414,801
C1. VENITURI DIN PROPRIETATE (cod 30.02+31.02)	0013	7,051,550	7,478,020	8,230,073	500,191	7,729,882	7,735,436		494,637
Venituri din proprietate (cod 30.02.01+30.02.05+30.02.08+30.02.50)	3002	7,051,550	7,478,020	8,230,073	500,191	7,729,882	7,735,436		494,637
Venituri din concesiuni si inchirieri (cod 30.02.05.30)	300205	6,716,550	7,143,020	7,961,297	500,191	7,461,106	7,466,660		494,637
Alte venituri din concesiuni si inchirieri de catre institutiile publice	30020530	6,716,550	7,143,020	7,961,297	500,191	7,461,106	7,466,660		494,637
Venituri din dividende (cod 30.02.08.02+30.02.08.03)	300208	335,000	335,000	268,776		268,776	268,776		
Venituri din dividende de la alti platitori	30020802	335,000	335,000	268,776		268,776	268,776		
C2. VANZARI DE BUNURI SI SERVICII (cod 33.02+34.02+35.02+36.02+37.02)	0014	6,652,610	6,513,750	15,656,944	9,569,527	6,087,417	6,736,780		8,920,164
Venituri din prestari de servicii si alte activitati (cod 33.02.08+33.02.10+33.02.12+33.02.24+33.02.27+33.02.28+33.02.33+33.02.50)	3302	1,102,000	1,309,000	1,661,314	122,267	1,539,047	1,519,357		141,957
Contributia parintilor sau sustinatorilor legali pentru intretinerea copiilor in crese	330210	132,000	194,000	256,837		256,837	256,837		
Contributia persoanelor beneficiare ale cantinelor de ajutor social	330212	22,000	22,000	28,050		28,050	28,050		
Venituri din recuperarea cheltuielilor de judecata, imputatii si despagubiri	330228	4,000	4,000	147,618	122,267	25,351	5,661		141,957
Alte venituri din prestari de servicii si alte activitati	330250	944,000	1,089,000	1,228,809		1,228,809	1,228,809		
Venituri din taxe administrative, eliberari permise (cod 34.02.02+34.02.50)	3402	70,000	70,000	81,942		81,942	81,942		
Taxe extrajudiciare de timbru	340202	2,000	2,000	1,557		1,557	1,557		
Alte venituri din taxe administrative, eliberari permise	340250	68,000	68,000	80,385		80,385	80,385		
Amenzi, penalitati si confiscari (cod 35.02.01 la 35.02.03+35.02.50)	3502	2,870,000	2,870,000	9,877,826	6,639,219	3,238,607	2,881,346		6,996,480
Venituri din amenzi si alte sanctiuni aplicate potrivit dispozitiilor legale (cod 35.02.01.02)	350201	2,870,000	2,870,000	9,877,826	6,639,219	3,238,607	2,881,346		6,996,480
Venituri din amenzi si alte sanctiuni aplicate de catre alte institutii de specialitate	35020102	2,870,000	2,870,000	9,877,826	6,639,219	3,238,607	2,881,346		6,996,480
Diverse venituri (cod 36.02.01+36.02.05+36.02.06+36.02.07+36.02.11+36.02.14+36.02.22+36.02.23+36.02.31+36.02.32+36.02.47+36.02.50)	3602	2,283,000	1,773,000	3,544,120	2,808,041	736,079	1,762,393		1,781,727
Taxe speciale	360206	2,250,000	1,710,000	3,532,772	2,808,041	724,731	1,751,045		1,781,727
Alte venituri	360250	33,000	63,000	11,348		11,348	11,348		

176

A	B	1	2	3=4+5	4	5	6	7	8=3-6-7
Transferuri voluntare, altele decat subventiile (cod 37.02.01+37.02.03 la 37.02.05+37.02.50)	3702	327,610	491,750	491,742		491,742	491,742		
Donatii si sponsorizari	370201	327,610	491,750	491,742		491,742	491,742		
Varsaminte din sectiunea de functionare pentru finantarea sectiunii de dezvoltare a bugetului local (cu semnul minus)	370203	-10,589,000	-8,921,270	-8,921,270		-8,921,270	-8,921,270		
Varsaminte din sectiunea de functionare	370204	10,589,000	8,921,270	8,921,270		8,921,270	8,921,270		
II. VENITURI DIN CAPITAL (cod 39.02)	0015		65,290	75,892	118	75,774	75,848		44
Venituri din valorificarea unor bunuri (cod 39.02.01+39.02.03+39.02.04+ 39.02.07+39.02.10)	3902		65,290	75,892	118	75,774	75,848		44
Venituri din valorificarea unor bunuri ale institutiilor publice	390201		19,000	21,416	40	21,376	21,416		
Venituri din vanzarea locuintelor construite din fondurile statului	390203			88	78	10	44		44
Venituri din vanzarea unor bunuri apartinand domeniului privat al statului sau al unitatilor administrativ-teritoriale	390207		46,290	54,388		54,388	54,388		
IV. SUBVENTII (cod 00.18)	0017	14,155,790	8,704,800	7,239,199	1,071,958	6,167,241	6,280,461		958,738
SUBVENTII DE LA ALTE NIVELE ALE ADMINISTRATIEI PUBLICE (cod 42.02+43.02)	0018	14,155,790	8,704,800	7,239,199	1,071,958	6,167,241	6,280,461		958,738
Subventii de la bugetul de stat (cod 42.02.01+42.02.05+42.02.10+42.02.12+42.02.13+42.02.14+ 42.02.15+ 42.02.16+42.02.18+42.02.20+42.02.21+42.02.28+ 42.02.29+ 42.02.32+42.02.34+ 42.02.35+ 42.02.40 la 42.02.42+ 42.02.45+ 42.02.51+42.02.52+42.02.54+ 42.02.55+ 42.02.62+ 42.02.65 la 42.02.67+42.02.69+ 42.02.73+ 42.02.77+42.02.79+42.02.80+ 42.02.81+42.02.82+ 42.02.84 la 42.02.92)	4202	14,155,790	7,928,460	6,577,118	1,071,958	5,505,160	5,638,624		938,494
Subventii pentru acordarea ajutorului pentru incalzirea locuintei cu lemne, carbuni, combustibili petrolieri	420234	20,790	195,810	195,804		195,804	195,804		
Subventii din bugetul de stat pentru finantarea sanatatii	420241	4,635,000	4,635,000	2,968,637	205,897	2,762,740	2,968,637		
Sume primite de administratiile locale in cadrul programelor FEAGA implementate de APIA	420242		243,070	243,071		243,071	243,071		
Subventii pentru finantarea locuintelor sociale	420255		100,000	86,685		86,685	86,685		
Finantarea Programului National de Dezvoltare Locala	420265		1,226,000	1,225,902		1,225,902	1,225,902		
Subventii de la bugetul de stat catre bugetele locale necesare sustinerii derularii proiectelor finantate din fonduri externe nerambursabile (FEN) postaderare, aferente perioadei de programare 2014 - 2020	420269	9,500,000	1,500,000	1,775,968	866,061	909,907	837,474		938,494
Sume alocate pentru stimulentele de risc	420282		28,580	28,572		28,572	28,572		

176

A	B	1	2	3=4+5	4	5	6	7	8=3-6-7
Alocari de sume din PNRR aferente asistentei financiare nerambursabile (cod 42.02.88.01 la 42.02.88.03)	420288			52,479		52,479	52,479		
Fonduri europene nerambursabile	42028801			44,100		44,100	44,100		
Sume aferente TVA	42028803			8,379		8,379	8,379		
Subventii de la alte administratii (cod. 43.02.01+43.02.04+43.02.07+43.02.08+43.02.20+43.02.21+43.02.23 +43.02.24 + 43.02.28 la 43.02.31+43.02.34)	4302		776,340	662,081		662,081	641,837		20,244
Alte subventii primite de la administratia centrala pentru finantarea unor activitati	430220			20,244		20,244			20,244
Sume alocate din bugetul ANCPi pentru finantarea lucrarilor de înregistrare sistematica din cadrul Programului national de cadastru si carte funciara	430234		134,500						
Sume alocate din sumele obtinute în urma scoaterii la licitatie a certificatelor de emisii de gaze cu efect de ser? pentru finan?area proiectelor de investii?ii	430244		641,840	641,837		641,837	641,837		
Alte sume primite de la UE (cod 46.02.03)	4602		628,870	746,098		746,098	746,098		
Alte sume primite din fonduri de la Uniunea Europeana pentru programele operationale finantate din cadrul financiar 2014-2020	460204		628,870	746,098		746,098	746,098		
Sume primite de la UE/alti donatori în contul platilor efectuate si prefinantari aferente cadrului financiar 2014-2020 (cod 48.02.01 la 48.02.05+48.02.11+48.02.12+48.02.15+48.02.19)	4802	61,044,850	13,004,360	15,706,652	5,656,568	10,050,084	9,536,711		6,169,941
Fondul European de Dezvoltare Regionala (FEDR) (cod 48.02.01.01 la 48.02.01.03)	480201	60,944,850	12,904,360	16,068,242	5,563,847	10,504,395	9,898,301		6,169,941
Sume primite în contul platilor efectuate în anul curent	48020101	31,444,850	5,404,360	9,326,729	5,135,302	4,191,427	3,193,544		6,133,185
Sume primite în contul platilor efectuate în anii anteriori	48020102	1,500,000	1,500,000	905,368	428,545	476,823	868,612		36,756
Prefinantare	48020103	28,000,000	6,000,000	5,836,145		5,836,145	5,836,145		
Fondul Social European (FSE) (cod 48.02.02.01 la 48.02.02.03)	480202	100,000	100,000	-361,590	92,721	-454,311	-361,590		
Sume primite în contul platilor efectuate în anul curent	48020201	50,000	50,000	-362,922	92,721	-455,643	-362,922		
Sume primite în contul platilor efectuate în anii anteriori	48020202	50,000	50,000						
Prefinantare	48020203			1,332		1,332	1,332		
VENITURILE SECTIUNII DE FUNCTIONARE (cod 00.02+00.16+00.17+4702)-TOTAL	000102	162,136,340	172,086,650	192,334,450	24,734,075	167,600,375	170,840,035		21,494,415
VENITURI PROPRII (00.02-11.02-37.02)	4990	137,483,940	139,818,260	162,053,204	24,528,176	137,525,026	140,579,033		21,474,171
I. VENITURI CURENTE (cod 00.03+00.12)	0002	157,480,550	166,849,690	188,878,122	24,528,176	164,349,944	167,403,951		21,474,171

173

A	B	1	2	3=4+5	4	5	6	7	8=3-6-7
A. VENITURI FISCALE (cod 00.04+06.02+00.09+00.10+00.11)	0003	154,365,390	161,779,190	173,912,375	14,458,460	159,453,915	161,853,005		12,059,370
A1. IMPOZIT PE VENIT, PROFIT SI CASTIGURI DIN CAPITAL (cod 00.05+00.06+00.07)	0004	93,380,390	93,536,240	93,517,731		93,517,731	93,517,731		
A1.2. IMPOZIT PE VENIT, PROFIT SI CASTIGURI DIN CAPITAL DE LA PERSOANE FIZICE(cod 03.02+04.02)	0006	93,380,390	93,536,240	93,517,731		93,517,731	93,517,731		
Impozit pe venit (cod 03.02.17+ 03.02.18)	0302	401,390	401,390	382,883		382,883	382,883		
Impozitul pe veniturile din transferul proprietatilor imobiliare din patrimoniul personal	030218	401,390	401,390	382,883		382,883	382,883		
Cote si sume defalcate din impozitul pe venit (cod 04.02.01+04.02.04)	0402	92,979,000	93,134,850	93,134,848		93,134,848	93,134,848		
Cote defalcate din impozitul pe venit	040201	90,055,000	90,210,850	90,210,848		90,210,848	90,210,848		
Sume repartizate din Fondul la dispozitia Consiliului Judetean	040205	2,924,000	2,924,000	2,924,000		2,924,000	2,924,000		
A3. IMPOZITE SI TAXE PE PROPRIETATE (cod 07.02)	0009	20,362,000	21,350,000	31,056,039	10,880,146	20,175,893	21,581,761		9,474,278
Impozite si taxe pe proprietate (cod 07.02.01 la 07.02.03+07.02.50)	0702	20,362,000	21,350,000	31,056,039	10,880,146	20,175,893	21,581,761		9,474,278
Impozit si taxa pe cladiri (cod 07.02.01.01+07.02.01.02)	070201	15,637,000	15,721,000	23,879,860	9,494,596	14,385,264	15,853,365		8,026,495
Impozit pe cladiri de la persoane fizice	07020101	5,241,000	5,241,000	6,303,160	1,080,823	5,222,337	5,352,110		951,050
Impozit si taxa pe cladiri de la persoane juridice	07020102	10,396,000	10,480,000	17,576,700	8,413,773	9,162,927	10,501,255		7,075,445
Impozit si taxa pe teren (cod 07.02.02.01 la 07.02.02.03)	070202	3,534,000	4,438,000	5,287,924	1,030,401	4,257,523	4,489,820		798,104
Impozit pe terenuri de la persoane fizice	07020201	1,336,000	2,200,000	2,613,671	365,041	2,248,630	2,230,104		383,567
Impozit si taxa pe teren de la persoane juridice	07020202	1,885,000	1,925,000	2,275,889	542,841	1,733,048	1,950,949		324,940
Impozitul pe terenul extravilan*)+Restante anii anteriori din terenul agricol-	07020203	313,000	313,000	398,364	122,519	275,845	308,767		89,597
Taxe judiciare de timbru si alte taxe de timbru	070203	1,191,000	1,191,000	1,888,255	355,149	1,533,106	1,238,576		649,679
A4. IMPOZITE SI TAXE PE BUNURI SI SERVICII (cod 11.02+12.02+15.02+16.02)	0010	40,392,000	46,661,950	49,037,607	3,528,183	45,509,424	46,506,202		2,531,405
Sume defalcate din TVA (cod 11.02.01+11.02.02+11.02.05+11.02.06+11.02.09)	1102	30,258,000	35,460,950	35,254,446		35,254,446	35,254,446		
Sume defalcate din taxa pe valoarea adaugata pentru finantarea cheltuielilor descentralizate la nivelul comunelor, oraselor, municipiilor, sectoarelor si Municipiului Bucuresti	110202	29,108,000	31,423,970	31,283,413		31,283,413	31,283,413		
Sume defalcate din taxa pe valoarea adaugata pentru drumuri	110205	7,000	7,000	7,000		7,000	7,000		
Sume defalcate din taxa pe valoarea adaugata pentru echilibrarea bugetelor locale	110206		3,135,980	3,078,066		3,078,066	3,078,066		
Sume defalcate din taxa pe valoare adaugata pentru	110209	1,143,000	894,000	885,967		885,967	885,967		

143

A	B	1	2	3=4+5	4	5	6	7	8=3-6-7
finantarea invatamantului particular sau confesional acreditat									
Alte impozite si taxe generale pe bunuri si servicii (cod 12.02.07 + 12.02.18)	1202	2,000	2,000	55,633	55,055	578	624		55,009
Taxe hoteliere	120207	2,000	2,000	55,633	55,055	578	624		55,009
Taxe pe servicii specifice (cod 15.02.01+15.02.50)	1502	3,000	3,000	7,120	660	6,460	6,224		896
Impozit pe spectacole	150201	3,000	3,000	7,120	660	6,460	6,224		896
Taxe pe utilizarea bunurilor, autorizarea utilizarii bunurilor sau pe desfasurarea de activitati (cod 16.02.02+16.02.03+16.02.50)	1602	10,129,000	11,196,000	13,720,408	3,472,468	10,247,940	11,244,908		2,475,500
Impozit pe mijloacele de transport (cod 16.02.02.01+16.02.02.02)	160202	7,224,000	7,427,000	9,870,665	3,460,829	6,409,836	7,395,165		2,475,500
Impozit pe mijloacele de transport detinute de persoane fizice	16020201	4,857,000	5,060,000	6,971,688	2,072,170	4,899,518	5,199,438		1,772,250
Impozit pe mijloacele de transport detinute de persoane juridice	16020202	2,367,000	2,367,000	2,898,977	1,388,659	1,510,318	2,195,727		703,250
Taxe si tarife pentru eliberarea de licente si autorizatii de functionare	160203	40,000	40,000	67,135		67,135	67,135		
Alte taxe pe utilizarea bunurilor, autorizarea utilizarii bunurilor sau pe desfasurarea de activitati	160250	2,865,000	3,729,000	3,782,608	11,639	3,770,969	3,782,608		
A6. ALTE IMPOZITE SI TAXE FISCALE (cod 18.02)	0011	231,000	231,000	300,998	50,131	250,867	247,311		53,687
Alte impozite si taxe fiscale (cod 18.02.50)	1802	231,000	231,000	300,998	50,131	250,867	247,311		53,687
Alte impozite si taxe	180250	231,000	231,000	300,998	50,131	250,867	247,311		53,687
C. VENITURI NEFISCALE (cod 00.13+00.14)	0012	3,115,160	5,070,500	14,965,747	10,069,718	4,896,029	5,550,946		9,414,801
C1. VENITURI DIN PROPRIETATE (cod 30.02+31.02)	0013	7,051,550	7,478,020	8,230,073	500,191	7,729,882	7,735,436		494,637
Venituri din proprietate (cod 30.02.01+30.02.05+30.02.08+30.02.50)	3002	7,051,550	7,478,020	8,230,073	500,191	7,729,882	7,735,436		494,637
Venituri din concesiuni si inchirieri (cod 30.02.05.30)	300205	6,716,550	7,143,020	7,961,297	500,191	7,461,106	7,466,660		494,637
Alte venituri din concesiuni si inchirieri de catre institutiile publice	30020530	6,716,550	7,143,020	7,961,297	500,191	7,461,106	7,466,660		494,637
Venituri din dividende (cod 30.02.08.02+30.02.08.03)	300208	335,000	335,000	268,776		268,776	268,776		
Venituri din dividende de la alti platitori	30020802	335,000	335,000	268,776		268,776	268,776		
C2. VANZARI DE BUNURI SI SERVICII (cod 33.02+34.02+35.02+36.02+37.02)	0014	-3,936,390	-2,407,520	6,735,674	9,569,527	-2,833,853	-2,184,490		8,920,164
Venituri din prestari de servicii si alte activitati (cod 33.02.08+33.02.10+33.02.12+33.02.24+33.02.27+33.02.28+33.02.33+33.02.50)	3302	1,102,000	1,309,000	1,661,314	122,267	1,539,047	1,519,357		141,957
Contributia parintilor sau sustinatorilor legali pentru intretinerea copiilor in crese	330210	132,000	194,000	256,837		256,837	256,837		


A	B	1	2	3=4+5	4	5	6	7	8=3-6-7
Contributia persoanelor beneficiare ale cantinelor de ajutor social	330212	22,000	22,000	28,050		28,050	28,050		
Venituri din recuperarea cheltuielilor de judecata, imputatii si despagubiri	330228	4,000	4,000	147,618	122,267	25,351	5,661		141,957
Alte venituri din prestari de servicii si alte activitati	330250	944,000	1,089,000	1,228,809		1,228,809	1,228,809		
Venituri din taxe administrative, eliberari permise (cod 34.02.02+34.02.50)	3402	70,000	70,000	81,942		81,942	81,942		
Taxe extrajudiciare de timbru	340202	2,000	2,000	1,557		1,557	1,557		
Alte venituri din taxe administrative, eliberari permise	340250	68,000	68,000	80,385		80,385	80,385		
Amenzi, penalitati si confiscari (cod 35.02.01 la 35.02.03+35.02.50)	3502	2,870,000	2,870,000	9,877,826	6,639,219	3,238,607	2,881,346		6,996,480
Venituri din amenzi si alte sanctiuni aplicate potrivit dispozitiilor legale (cod 35.02.01.02)	350201	2,870,000	2,870,000	9,877,826	6,639,219	3,238,607	2,881,346		6,996,480
Venituri din amenzi si alte sanctiuni aplicate de catre alte institutii de specialitate	35020102	2,870,000	2,870,000	9,877,826	6,639,219	3,238,607	2,881,346		6,996,480
Diverse venituri (cod 36.02.01+36.02.05+36.02.06+36.02.11+36.02.14+36.02.32+36.02.50)	3602	2,283,000	1,773,000	3,544,120	2,808,041	736,079	1,762,393		1,781,727
Taxe speciale	360206	2,250,000	1,710,000	3,532,772	2,808,041	724,731	1,751,045		1,781,727
Alte venituri	360250	33,000	63,000	11,348		11,348	11,348		
Transferuri voluntare, altele decat subventiile (cod 37.02.01+37.02.03+37.02.50)	3702	-10,261,390	-8,429,520	-8,429,528		-8,429,528	-8,429,528		
Donatii si sponsorizari	370201	327,610	491,750	491,742		491,742	491,742		
Varsaminte din sectiunea de functionare pentru finantarea sectiunii de dezvoltare a bugetului local (cu semnul minus)	370203	-10,589,000	-8,921,270	-8,921,270		-8,921,270	-8,921,270		
IV. SUBVENTII (cod 00.18)	0017	4,655,790	5,236,960	3,456,328	205,897	3,250,431	3,436,084		20,244
SUBVENTII DE LA ALTE NIVELE ALE ADMINISTRATIEI PUBLICE (cod 42.02+43.02)	0018	4,655,790	5,236,960	3,456,328	205,897	3,250,431	3,436,084		20,244
Subventii de la bugetul de stat (cod 42.02.21+42.02.28+42.02.32 la 42.02.36+ 42.02.41+ 42.02.42+42.02.44+42.02.45+ 42.02.51+ 42.02.54+42.02.66)	4202	4,655,790	5,102,460	3,436,084	205,897	3,230,187	3,436,084		
Subventii pentru acordarea ajutorului pentru incalzirea locuintei cu lemne, carbuni, combustibili petrolieri	420234	20,790	195,810	195,804		195,804	195,804		
Subventii din bugetul de stat pentru finantarea sanatatii	420241	4,635,000	4,635,000	2,968,637	205,897	2,762,740	2,968,637		
Sume primite de administratiile locale in cadrul programelor FEAGA implementate de APIA	420242		243,070	243,071		243,071	243,071		
Sume alocate pentru stimulentele de risc	420282		28,580	28,572		28,572	28,572		

129

A	B	1	2	3=4+5	4	5	6	7	8=3-6-7
Subventii de la alte administratii (cod 43.02.01 +43.02.04+43.02.07+ 43.02.08+43.02.20+ 43.02.21+43.02.23+43.02.24+43.02.30 +43.02.34)	4302		134,500	20,244		20,244			20,244
Alte subventii primite de la administratia centrala pentru finantarea unor activitati	430220			20,244		20,244			20,244
Sume alocate din bugetul ANCPPI pentru finantarea lucrarilor de inregistrare sistematica din cadrul Programului national de cadastru si carte funciara	430234		134,500						
VENITURILE SECTIUNII DE DEZVOLTARE (00.02+00.15+0016+00.17+45.02+48.02+4602) - TOTAL	000102	81,133,850	26,087,630	29,232,783	6,522,747	22,710,036	22,124,304		7,108,479
VENITURI PROPRII (cod 00.02-11.02-37.02+00.15)	4990		65,290	75,892	118	75,774	75,848		44
I. VENITURI CURENTE (cod 00.03+00.12)	0002	10,589,000	8,921,270	8,921,270		8,921,270	8,921,270		
C. VENITURI NEFISCALE (cod 00.14)	0012	10,589,000	8,921,270	8,921,270		8,921,270	8,921,270		
C2. VANZARI DE BUNURI SI SERVICII (cod 36.02+37.02)	0014	10,589,000	8,921,270	8,921,270		8,921,270	8,921,270		
Transferuri voluntare, altele decat subventiile (cod 37.02.04+37.02.05)	3702	10,589,000	8,921,270	8,921,270		8,921,270	8,921,270		
Varsaminte din sectiunea de functionare	370204	10,589,000	8,921,270	8,921,270		8,921,270	8,921,270		
II. VENITURI DIN CAPITAL (cod 39.02)	0015		65,290	75,892	118	75,774	75,848		44
Venituri din valorificarea unor bunuri (cod 39.02.01+39.02.03+39.02.04+39.02.07+39.02.10)	3902		65,290	75,892	118	75,774	75,848		44
Venituri din valorificarea unor bunuri ale institutiilor publice	390201		19,000	21,416	40	21,376	21,416		
Venituri din vanzarea locuintelor construite din fondurile statului	390203			88	78	10	44		44
Venituri din vanzarea unor bunuri apartinand domeniului privat al statului sau al unitatilor administrativ-teritoriale	390207		46,290	54,388		54,388	54,388		
IV. SUBVENTII (cod 00.18)	0017	9,500,000	3,467,840	3,782,871	866,061	2,916,810	2,844,377		938,494
SUBVENTII DE LA ALTE NIVELE ALE ADMINISTRATIEI PUBLICE (cod 42.02+43.02)	0018	9,500,000	3,467,840	3,782,871	866,061	2,916,810	2,844,377		938,494
Subventii de la bugetul de stat (cod 42.02.01+42.02.05+42.02.10+42.02.12+42.02.13+ 42.02.14+ 42.02.15+ 42.02.16+ 42.02.18+42.02.20+42.02.29+ 42.02.40+ 42.02.51+42.02.52+42.02.55+ 42.02.62+42.02.65+ 42.02.67+ 42.02.69+42.02.77+42.02.79+42.02.84 +42.02.85+ 42.02.87 la 42.02.92)	4202	9,500,000	2,826,000	3,141,034	866,061	2,274,973	2,202,540		938,494
Subventii pentru finantarea locuintelor sociale	420255		100,000	86,685		86,685	86,685		
Finantarea Programului National de Dezvoltare Locala	420265		1,226,000	1,225,902		1,225,902	1,225,902		

A	B	1	2	3=4+5	4	5	6	7	8=3-6-7
Subventii de la bugetul de stat catre bugetele locale necesare sustinerii derularii proiectelor finantate din fonduri externe nerambursabile (FEN) postaderare, aferente perioadei de programare 2014 - 2020	420269	9,500,000	1,500,000	1,775,968	866,061	909,907	837,474		938,494
Alocari de sume din PNRR aferente asistentei financiare nerambursabile (cod 42.02.88.01 la 42.02.88.03)	420288			52,479		52,479	52,479		
Fonduri europene nerambursabile	42028801			44,100		44,100	44,100		
Sume aferente TVA	42028803			8,379		8,379	8,379		
Subventii de la alte administratii (cod 43.02.28+43.02.29+43.02.31)	4302		641,840	641,837		641,837	641,837		
Sume alocate din sumele obtinute in urma scoaterii la licitatie a certificatelor de emisii de gaze cu efect de ser? pentru finantarea proiectelor de investitii	430244		641,840	641,837		641,837	641,837		
Alte sume primite de la UE (cod 46.02.03+04+05)	4602		628,870	746,098		746,098	746,098		
Alte sume primite din fonduri de la Uniunea Europeana pentru programele operationale finantate din cadrul financiar 2014-2020	460204		628,870	746,098		746,098	746,098		
Sume primite de la UE/alti donatori in contul platilor efectuate si prefinantari aferente cadrului financiar 2014-2020 (cod 48.02.01 la 48.02.05+48.02.11+48.02.12+48.02.15+48.02.19)	4802	61,044,850	13,004,360	15,706,652	5,656,568	10,050,084	9,536,711		6,169,941
Fondul European de Dezvoltare Regionala (FEDR) (cod 48.02.01.01 la 48.02.01.03)	480201	60,944,850	12,904,360	16,068,242	5,563,847	10,504,395	9,898,301		6,169,941
Sume primite in contul platilor efectuate in anul curent	48020101	31,444,850	5,404,360	9,326,729	5,135,302	4,191,427	3,193,544		6,133,185
Sume primite in contul platilor efectuate in anii anteriori	48020102	1,500,000	1,500,000	905,368	428,545	476,823	868,612		36,756
Prefinantare	48020103	28,000,000	6,000,000	5,836,145		5,836,145	5,836,145		
Fondul Social European (FSE) (cod 48.02.02.01 la 48.02.02.03)	480202	100,000	100,000	-361,590	92,721	-454,311	-361,590		
Sume primite in contul platilor efectuate in anul curent	48020201	50,000	50,000	-362,922	92,721	-455,643	-362,922		
Sume primite in contul platilor efectuate in anii anteriori	48020202	50,000	50,000						
Prefinantare	48020203			1,332		1,332	1,332		

Conducatorul institutiei



Conducatorul compartimentului financiar-contabil

169

Anexa 13

CONTUL DE EXECUTIE A BUGETULUI LOCAL- CHELTUIELI

la data de 31.12.2022

Cod 21

-lei-

Denumirea indicatorilor *)	Cod indicator	Credite de angajament		Credite bugetare		Angajamente bugetare	Angajamente legale	Plati efectuate	Angajamente legale de platit	Cheltuieli efective
		Initiale	Definitive	Initiale	Definitive					
A	B	1	2	3	4	5	6	7	8=6-7	9
TOTAL CHELTUIELI (cod 50.02+59.02+63.02+70.02+74.02+79.02)	4902	111,841,050	45,988,640	273,977,390	218,075,290	218,051,290	198,984,067	198,984,067		200,209,245
Partea I-a SERVICII PUBLICE GENERALE (cod 51.02+54.02+55.02+56.02)	5002	2,807,500	2,056,190	38,478,900	38,970,420	38,946,420	36,665,179	36,665,179		38,310,930
Autoritati publice si actiuni externe (cod 51.02.01)	5102	1,786,500	1,143,200	30,610,900	29,864,100	29,864,100	27,862,470	27,862,470		30,198,367
Autoritati executive si legislative (cod 51.02.01.03)	510201	1,786,500	1,143,200	30,610,900	29,864,100	29,864,100	27,862,470	27,862,470		30,198,367
Autoritati executive	51020103	1,786,500	1,143,200	30,610,900	29,864,100	29,864,100	27,862,470	27,862,470		30,198,367
Alte servicii publice generale (cod 54.02.05 la 54.02.07+54.02.10+54.02.50)	5402	1,021,000	912,990	4,968,000	4,556,320	4,532,320	4,272,333	4,272,333		3,569,482
Fond de rezerva bugetara la dispozitia autoritatilor locale	540205			570,000	24,000					
Servicii publice comunitare de evidenta a persoanelor	540210		105,000	1,684,000	1,840,000	1,840,000	1,600,680	1,600,680		1,546,892
Alte servicii publice generale	540250	1,021,000	807,990	2,714,000	2,692,320	2,692,320	2,671,653	2,671,653		2,022,590
Tranzactii privind datoria publica si imprumuturi	5502			2,900,000	4,550,000	4,550,000	4,530,376	4,530,376		4,543,081
Partea a II-a APARARE, ORDINE PUBLICA SI SIGURANTA NATIONALA (60.02+61.02)	5902	55,000	116,500	6,405,000	6,265,000	6,265,000	6,165,483	6,165,483		6,197,338
Ordine publica si siguranta nationala (cod 61.02.03 +61.02.05+61.02.50)	6102	55,000	116,500	6,405,000	6,265,000	6,265,000	6,165,483	6,165,483		6,197,338
Ordine publica (cod 61.02.03.04)	610203	55,000	116,500	6,205,000	6,205,000	6,205,000	6,116,967	6,116,967		6,148,073
Politie locala	61020304	55,000	116,500	6,205,000	6,205,000	6,205,000	6,116,967	6,116,967		6,148,073
Protectie civila si protectia contra incendiilor (protectie civila nonmilitara)	610205			200,000	60,000	60,000	48,516	48,516		49,265
Partea a III-a CHELTUIELI SOCIAL-CULTURALE(cod	6302	9,788,090	7,356,760	81,276,480	84,861,220	84,861,220	79,280,319	79,280,319		78,344,730

168

A	B	1	2	3	4	5	6	7	8=6-7	9
65.02+66.02+67.02+68.02)										
Invatamant (cod 65.02.03 la 65.02.05+65.02.07+65.02.11+65.02.12+65.02.13+65.02.50)	6502	7,068,250	4,553,570	28,004,250	25,578,310	25,578,310	22,893,117	22,893,117		22,563,347
Invatamant prescolar si primar (cod 65.02.03.01+65.02.03.02)	650203	252,010	541,910	2,850,010	3,480,890	3,480,890	3,217,165	3,217,165		3,161,224
Invatamant prescolar	65020301	252,010	541,910	2,850,010	3,480,890	3,480,890	3,217,165	3,217,165		3,161,224
Invatamant secundar (cod 65.02.04.01 la 65.02.04.03)	650204	620,180	2,316,200	14,969,180	17,942,110	17,942,110	16,613,256	16,613,256		16,155,746
Invatamant secundar inferior	65020401		524,500	5,050,000	6,466,820	6,466,820	5,958,920	5,958,920		5,686,237
Invatamant secundar superior	65020402	620,180	1,791,700	9,919,180	11,475,290	11,475,290	10,654,336	10,654,336		10,469,509
Servicii educationale complementare (cod 65.02.12.01)	650212			190,000	302,410	302,410	302,406	302,406		261,250
Scoala dupa scoala	65021201			190,000	302,410	302,410	302,406	302,406		261,250
Invatamant anteprescolar	650213	24,310	84,010	2,844,310	1,169,410	1,169,410	1,116,992	1,116,992		972,861
Alte cheltuieli in domeniul invatamantului	650250	6,171,750	1,611,450	7,150,750	2,683,490	2,683,490	1,643,298	1,643,298		2,012,266
Sanatate (cod 66.02.06+66.02.08+66.02.50)	6602			4,848,000	4,918,000	4,918,000	3,246,025	3,246,025		3,026,377
Servicii de sanatate publica	660208			3,133,000	3,203,000	3,203,000	2,523,608	2,523,608		2,512,067
Alte cheltuieli in domeniul sanatatii (cod 66.02.50.50)	660250			1,715,000	1,715,000	1,715,000	722,417	722,417		514,310
Alte institutii si actiuni sanitare	66025050			1,715,000	1,715,000	1,715,000	722,417	722,417		514,310
Cultura, recreere si religie (cod 67.02.03+67.02.05+67.02.06+67.02.50)	6702	2,134,000	2,306,900	21,597,600	25,966,730	25,966,730	24,871,052	24,871,052		23,275,523
Servicii culturale (cod 67.02.03.02 la 67.02.03.08+67.02.03.12+67.02.03.30)	670203	28,000	142,000	4,538,600	4,282,600	4,282,600	3,892,342	3,892,342		3,899,490
Baze de cultura	67020306	28,000	28,000	3,428,000	3,458,000	3,458,000	3,389,301	3,389,301		3,389,301
Alte servicii culturale	67020330		114,000	1,110,600	824,600	824,600	503,041	503,041		510,189
Servicii recreative si sportive (cod 67.02.05.01 la 67.02.05.03)	670205	994,000	1,483,400	15,497,000	20,452,630	20,452,630	19,846,780	19,846,780		18,795,584
Sport	67020501	494,000	827,400	7,497,000	10,395,400	10,395,400	9,797,499	9,797,499		9,254,480
Intretinere gradini publice, parcuri, zone verzi, baze sportive si de agrement	67020503	500,000	656,000	8,000,000	10,057,230	10,057,230	10,049,281	10,049,281		9,541,104
Alte servicii in domeniile culturii, recreerii si religiei	670250	1,112,000	681,500	1,562,000	1,231,500	1,231,500	1,131,930	1,131,930		580,449
Asigurari si asistenta sociala (cod 68.02.04 la 68.02.06+68.02.10+68.02.11+68.02.12+68.02.15+68.02.50)	6802	585,840	496,290	26,826,630	28,398,180	28,398,180	28,270,125	28,270,125		29,479,483
Asistenta sociala in caz de boli si invaliditati (cod 68.02.05.02)	680205			15,810,000	16,695,300	16,695,300	16,688,223	16,688,223		17,794,056
Asistenta sociala in caz de invaliditate	68020502			15,810,000	16,695,300	16,695,300	16,688,223	16,688,223		17,794,056
Ajutoare pentru locuinte	680210			20,790	195,810	195,810	195,804	195,804		195,804
Alte cheltuieli in domeniul asigurarilor si asistentei sociale (cod	680250	585,840	496,290	10,995,840	11,507,070	11,507,070	11,386,098	11,386,098		11,489,623

164

A	B	1	2	3	4	5	6	7	8=6-7	9
68.02.50.50)										
Alte cheltuieli în domeniul asistentei sociale	68025050	585,840	496,290	10,995,840	11,507,070	11,507,070	11,386,098	11,386,098		11,489,623
Partea a IV-a SERVICII SI DEZVOLTARE PUBLICA, LOCUINTE, MEDIU SI APE (cod 70.02+74.02)	6902	34,858,690	12,064,530	58,315,240	38,384,080	38,384,080	35,980,015	35,980,015		30,085,907
Locuinte, servicii si dezvoltare publica (cod 70.02.03+70.02.05 la 70.02.07+70.02.50)	7002	34,796,690	11,591,180	48,153,240	24,787,730	24,787,730	22,414,856	22,414,856		15,944,865
Locuinte (cod 70.02.03.01+70.02.03.30)	700203	4,034,570	3,207,890	4,034,570	3,207,890	3,207,890	2,749,554	2,749,554		2,842,451
Alte cheltuieli in domeniul locuintelor	70020330	4,034,570	3,207,890	4,034,570	3,207,890	3,207,890	2,749,554	2,749,554		2,842,451
Iluminat public si electrificari rurale	700206	17,256,620	4,746,420	19,756,620	7,436,420	7,436,420	6,899,129	6,899,129		3,295,837
Alte servicii in domeniul locuintelor, serviciilor si dezvoltarii comunale	700250	13,505,500	3,636,870	24,362,050	14,143,420	14,143,420	12,766,173	12,766,173		9,806,577
Protectia mediului (cod 74.02.03+74.02.05+74.02.06+74.02.50)	7402	62,000	473,350	10,162,000	13,596,350	13,596,350	13,565,159	13,565,159		14,141,042
Salubritate si gestiunea deseurilor (cod 74.02.05.01+74.02.05.02)	740205	62,000	473,350	10,162,000	13,596,350	13,596,350	13,565,159	13,565,159		14,141,042
Salubritate	74020501	62,000	473,350	10,162,000	13,596,350	13,596,350	13,565,159	13,565,159		14,141,042
Partea a V-a ACTIUNI ECONOMICE (80.02+81.02+83.02+84.02+87.02)	7902	64,331,770	24,394,660	89,501,770	49,594,570	49,594,570	40,893,071	40,893,071		47,270,340
Agricultura, silvicultura, piscicultura si vanatoare (cod 83.02.03)	8302			800,000	1,003,070	1,003,070	959,735	959,735		936,869
Alte cheltuieli în domeniul agriculturii, silviculturii, pisciculturii și vânătorii	830250			800,000	1,003,070	1,003,070	959,735	959,735		936,869
Transporturi (cod 84.02.03+84.02.04+84.02.06+84.02.50)	8402	64,331,770	24,394,660	88,701,770	48,591,500	48,591,500	39,933,336	39,933,336		46,333,471
Transport rutier (cod 84.02.03.01 la 84.02.03.03)	840203	64,093,770	24,394,660	88,463,770	48,591,500	48,591,500	39,933,336	39,933,336		46,333,471
Transport in comun	84020302	152,000	75,000	17,552,000	18,486,000	18,486,000	17,183,294	17,183,294		16,508,216
Strazi	84020303	63,941,770	24,319,660	70,911,770	30,105,500	30,105,500	22,750,042	22,750,042		29,825,255
Alte cheltuieli in domeniul transporturilor	840250	238,000		238,000						
CHELTUIELILE SECTIUNII DE FUNCTIONARE (cod 50.02+59.02+63.02+70.02+74.02+79.02)	4902			162,136,340	172,086,650	172,062,650	163,458,484	163,458,484		155,808,177
Partea I-a SERVICII PUBLICE GENERALE (cod 51.02+54.02+55.02+56.02)	5002			35,671,400	36,914,230	36,890,230	34,847,949	34,847,949		35,195,561
Autoritati publice si actiuni externe (cod 51.02.01)	5102			28,824,400	28,720,900	28,720,900	26,902,479	26,902,479		27,230,286
Autoritati executive si legislative (cod 51.02.01.03)	510201			28,824,400	28,720,900	28,720,900	26,902,479	26,902,479		27,230,286
Autoritati executive	51020103			28,824,400	28,720,900	28,720,900	26,902,479	26,902,479		27,230,286
Alte servicii publice generale (cod 54.02.05 la 54.02.07+54.02.10+54.02.50)	5402			3,947,000	3,643,330	3,619,330	3,415,094	3,415,094		3,422,194

166

A	B	1	2	3	4	5	6	7	8=6-7	9
Fond de rezerva bugetara la dispozitia autoritatilor locale	540205			570,000	24,000					
Servicii publice comunitare de evidenta a persoanelor	540210			1,684,000	1,735,000	1,735,000	1,549,989	1,549,989		1,546,892
Alte servicii publice generale	540250			1,693,000	1,884,330	1,884,330	1,865,105	1,865,105		1,875,302
Tranzactii privind datoria publica si imprumuturi	5502			2,900,000	4,550,000	4,550,000	4,530,376	4,530,376		4,543,081
Partea a II-a APARARE, ORDINE PUBLICA SI SIGURANTA NATIONALA (60.02+61.02)	5902			6,350,000	6,148,500	6,148,500	6,050,659	6,050,659		6,124,616
Ordine publica si siguranta nationala (cod 61.02.03+61.02.05+61.02.50)	6102			6,350,000	6,148,500	6,148,500	6,050,659	6,050,659		6,124,616
Ordine publica (cod 61.02.03.04)	610203			6,150,000	6,088,500	6,088,500	6,002,143	6,002,143		6,075,351
Politie locala	61020304			6,150,000	6,088,500	6,088,500	6,002,143	6,002,143		6,075,351
Protectie civila si protectia contra incendiilor (protectie civila nonmilitara)	610205			200,000	60,000	60,000	48,516	48,516		49,265
Partea a III-a CHELTUIELI SOCIAL-CULTURALE(cod 65.02+66.02+67.02+68.02)	6302			71,488,390	77,504,460	77,504,460	73,021,877	73,021,877		74,197,747
Invatamant (cod 65.02.03 la 65.02.05+65.02.07+65.02.11+65.02.12+65.02.13+65.02.50)	6502			20,936,000	21,024,740	21,024,740	18,884,098	18,884,098		19,201,355
Invatamant prescolar si primar (cod 65.02.03.01+65.02.03.02)	650203			2,598,000	2,938,980	2,938,980	2,797,036	2,797,036		2,789,562
Invatamant prescolar	65020301			2,598,000	2,938,980	2,938,980	2,797,036	2,797,036		2,789,562
Invatamant secundar (cod 65.02.04.01 la 65.02.04.03)	650204			14,349,000	15,625,910	15,625,910	14,718,477	14,718,477		15,288,613
Invatamant secundar inferior	65020401			5,050,000	5,942,320	5,942,320	5,632,278	5,632,278		5,612,939
Invatamant secundar superior	65020402			9,299,000	9,683,590	9,683,590	9,086,199	9,086,199		9,675,674
Servicii educationale complementare (cod 65.02.12.01)	650212			190,000	302,410	302,410	302,406	302,406		261,250
Scoala dupa scoala	65021201			190,000	302,410	302,410	302,406	302,406		261,250
Invatamant anteprescolar	650213			2,820,000	1,085,400	1,085,400	1,033,013	1,033,013		828,764
Alte cheltuieli in domeniul invatamantului	650250			979,000	1,072,040	1,072,040	33,166	33,166		33,166
Sanatate (cod 66.02.06+66.02.08+66.02.50)	6602			4,848,000	4,918,000	4,918,000	3,246,025	3,246,025		3,022,129
Servicii de sanatate publica	660208			3,133,000	3,203,000	3,203,000	2,523,608	2,523,608		2,507,819
Alte cheltuieli in domeniul sanatatii (cod 66.02.50.50)	660250			1,715,000	1,715,000	1,715,000	722,417	722,417		514,310
Alte institutii si actiuni sanitare	66025050			1,715,000	1,715,000	1,715,000	722,417	722,417		514,310
Cultura, recreere si religie (cod 67.02.03+67.02.05+67.02.06+67.02.50)	6702			19,463,600	23,659,830	23,659,830	23,105,007	23,105,007		23,041,472
Servicii culturale (cod 67.02.03.02 la 67.02.03.08+67.02.03.12+67.02.03.30)	670203			4,510,600	4,140,600	4,140,600	3,849,467	3,849,467		3,870,113
Case de cultura	67020306			3,400,000	3,430,000	3,430,000	3,361,313	3,361,313		3,361,313

105


A	B	1	2	3	4	5	6	7	8=6-7	9
Alte servicii culturale	67020330			1,110,600	710,600	710,600	488,154	488,154		508,800
Servicii recreative si sportive (cod 67.02.05.01 la 67.02.05.03)	670205			14,503,000	18,969,230	18,969,230	18,739,891	18,739,891		18,655,710
Sport	67020501			7,003,000	9,568,000	9,568,000	9,338,661	9,338,661		9,254,480
Intretinere gradini publice, parcuri, zone verzi, baze sportive si agrement	67020503			7,500,000	9,401,230	9,401,230	9,401,230	9,401,230		9,401,230
Alte servicii in domeniile culturii, recreerii si religiei	670250			450,000	550,000	550,000	515,649	515,649		515,649
Asigurari si asistenta sociala (cod 68.02.04 la 68.02.06 +68.02.10+68.02.11+68.02.12+68.02.15+68.02.50)	6802			26,240,790	27,901,890	27,901,890	27,786,747	27,786,747		28,932,791
Asistenta sociala in caz de boli si invaliditati (cod 68.02.05.02)	680205			15,810,000	16,695,300	16,695,300	16,688,223	16,688,223		17,794,056
Asistenta sociala in caz de invaliditate	68020502			15,810,000	16,695,300	16,695,300	16,688,223	16,688,223		17,794,056
Ajutoare pentru locuinte	680210			20,790	195,810	195,810	195,804	195,804		195,804
Alte cheltuieli in domeniul asigurarilor si asistentei sociale (cod 68.02.50.50)	680250			10,410,000	11,010,780	11,010,780	10,902,720	10,902,720		10,942,931
Alte cheltuieli in domeniul asistentei sociale	68025050			10,410,000	11,010,780	11,010,780	10,902,720	10,902,720		10,942,931
Partea a IV-a SERVICII SI DEZVOLTARE PUBLICA, LOCUINTE, MEDIU SI APE (cod 70.02+74.02)	6902			23,456,550	26,319,550	26,319,550	25,753,047	25,753,047		18,050,521
Locuinte, servicii si dezvoltare publica (cod 70.02.03+70.02.05 la 70.02.07+70.02.50)	7002			13,356,550	13,196,550	13,196,550	12,661,215	12,661,215		5,294,807
Iluminat public si electrificari rurale	700206			2,500,000	2,690,000	2,690,000	2,207,206	2,207,206		2,232,573
Alte servicii in domeniul locuintelor, serviciilor si dezvoltarii comunale	700250			10,856,550	10,506,550	10,506,550	10,454,009	10,454,009		3,062,234
Protectia mediului (cod 74.02.03+74.02.05+74.02.06+74.02.50)	7402			10,100,000	13,123,000	13,123,000	13,091,832	13,091,832		12,755,714
Salubritate si gestiunea deseurilor (cod 74.02.05.01+74.02.05.02)	740205			10,100,000	13,123,000	13,123,000	13,091,832	13,091,832		12,755,714
Salubritate	74020501			10,100,000	13,123,000	13,123,000	13,091,832	13,091,832		12,755,714
Partea a V-a ACTIUNI ECONOMICE (80.02+81.02+83.02+84.02+87.02)	7902			25,170,000	25,199,910	25,199,910	23,784,952	23,784,952		22,239,732
Agricultura, silvicultura, piscicultura si vanatoare (cod 83.02.03)	8302			800,000	1,003,070	1,003,070	959,735	959,735		936,869
Alte cheltuieli in domeniul agriculturii, silviculturii, pisciculturii si vanatorii	830250			800,000	1,003,070	1,003,070	959,735	959,735		936,869
Transporturi (cod 84.02.03+84.02.04+84.02.06+84.02.50)	8402			24,370,000	24,196,840	24,196,840	22,825,217	22,825,217		21,302,863
Transport rutier (cod 84.02.03.01 la cod 84.02.03.03)	840203			24,370,000	24,196,840	24,196,840	22,825,217	22,825,217		21,302,863
Transport in comun	84020302			17,400,000	18,411,000	18,411,000	17,157,446	17,157,446		15,298,974
Strazi	84020303			6,970,000	5,785,840	5,785,840	5,667,771	5,667,771		6,003,889

169

A	B	1	2	3	4	5	6	7	8=6-7	9
CHELTUIELILE SECTIUNII DE DEZVOLTARE (cod 50.02+59.02+63.02+70.02+74.02+79.02)	4902	111,841,050	45,988,640	111,841,050	45,988,640	45,988,640	35,525,583	35,525,583		44,401,068
Partea I-a SERVICII PUBLICE GENERALE (cod 51.02+54.02)	5002	2,807,500	2,056,190	2,807,500	2,056,190	2,056,190	1,817,230	1,817,230		3,115,369
Autoritati publice si actiuni externe (cod 51.02.01)	5102	1,786,500	1,143,200	1,786,500	1,143,200	1,143,200	959,991	959,991		2,968,081
Autoritati executive si legislative (cod 51.02.01.03)	510201	1,786,500	1,143,200	1,786,500	1,143,200	1,143,200	959,991	959,991		2,968,081
Autoritati executive	51020103	1,786,500	1,143,200	1,786,500	1,143,200	1,143,200	959,991	959,991		2,968,081
Alte servicii publice generale (cod 54.02.05 la 54.02.07+54.02.10+54.02.50)	5402	1,021,000	912,990	1,021,000	912,990	912,990	857,239	857,239		147,288
Servicii publice comunitare de evidenta a persoanelor	540210		105,000		105,000	105,000	50,691	50,691		
Alte servicii publice generale	540250	1,021,000	807,990	1,021,000	807,990	807,990	806,548	806,548		147,288
Partea a II-a APARARE, ORDINE PUBLICA SI SIGURANTA NATIONALA (60.02+61.02)	5902	55,000	116,500	55,000	116,500	116,500	114,824	114,824		72,722
Ordine publica si siguranta nationala (cod 61.02.03+61.02.05+61.02.50)	6102	55,000	116,500	55,000	116,500	116,500	114,824	114,824		72,722
Ordine publica (cod 61.02.03.04)	610203	55,000	116,500	55,000	116,500	116,500	114,824	114,824		72,722
Politie locala	61020304	55,000	116,500	55,000	116,500	116,500	114,824	114,824		72,722
Partea a III-a CHELTUIELI SOCIAL-CULTURALE (cod 65.02+66.02+67.02+68.02)	6302	9,788,090	7,356,760	9,788,090	7,356,760	7,356,760	6,258,442	6,258,442		4,146,983
Invatamant (cod 65.02.03 la 65.02.05+65.02.07+65.02.11+65.02.13+65.02.50)	6502	7,068,250	4,553,570	7,068,250	4,553,570	4,553,570	4,009,019	4,009,019		3,361,992
Invatamant prescolar si primar (cod 65.02.03.01+65.02.03.02)	650203	252,010	541,910	252,010	541,910	541,910	420,129	420,129		371,662
Invatamant prescolar	65020301	252,010	541,910	252,010	541,910	541,910	420,129	420,129		371,662
Invatamant secundar (cod 65.02.04.01 la 65.02.04.03)	650204	620,180	2,316,200	620,180	2,316,200	2,316,200	1,894,779	1,894,779		867,133
Invatamant secundar inferior	65020401		524,500		524,500	524,500	326,642	326,642		73,298
Invatamant secundar superior	65020402	620,180	1,791,700	620,180	1,791,700	1,791,700	1,568,137	1,568,137		793,835
Invatamant anteprescolar	650213	24,310	84,010	24,310	84,010	84,010	83,979	83,979		144,097
Alte cheltuieli in domeniul invatamantului	650250	6,171,750	1,611,450	6,171,750	1,611,450	1,611,450	1,610,132	1,610,132		1,979,100
Sanatate (cod 66.02.06+66.02.08+66.02.50)	6602									4,248
Servicii de sanatate publica	660208									4,248
Cultura, recreere si religie (cod 67.02.03+67.02.05+67.02.06+67.02.50)	6702	2,134,000	2,306,900	2,134,000	2,306,900	2,306,900	1,766,045	1,766,045		234,051
Servicii culturale (cod 67.02.03.02 la 67.02.03.08+67.02.03.12+67.02.03.30)	670203	28,000	142,000	28,000	142,000	142,000	42,875	42,875		29,377
Case de cultura	67020306	28,000	28,000	28,000	28,000	28,000	27,988	27,988		27,988

163

A	B	1	2	3	4	5	6	7	8=6-7	9
Alte servicii culturale	67020330		114,000		114,000	114,000	14,887	14,887		1,389
Servicii recreative si sportive (cod 67.02.05.01 la 67.02.05.03)	670205	994,000	1,483,400	994,000	1,483,400	1,483,400	1,106,889	1,106,889		139,874
Sport	67020501	494,000	827,400	494,000	827,400	827,400	458,838	458,838		
Intretinere gradini publice, parcuri, zone verzi, baze sportive si agrement	67020503	500,000	656,000	500,000	656,000	656,000	648,051	648,051		139,874
Alte servicii in domeniile culturii, recreerii si religiei	670250	1,112,000	681,500	1,112,000	681,500	681,500	616,281	616,281		64,800
Asigurari si asistenta sociala (cod 68.02.04 la 68.02.06+68.02.10+68.02.11+68.02.12+68.02.15+68.02.50)	6802	585,840	496,290	585,840	496,290	496,290	483,378	483,378		546,692
Alte cheltuieli in domeniul asigurarilor si asistentei sociale (cod 68.02.50.50)	680250	585,840	496,290	585,840	496,290	496,290	483,378	483,378		546,692
Alte cheltuieli in domeniul asistentei sociale	68025050	585,840	496,290	585,840	496,290	496,290	483,378	483,378		546,692
Partea a IV-a SERVICII SI DEZVOLTARE PUBLICA, LOCUINTE, MEDIU SI APE (cod 70.02+74.02)	6902	34,858,690	12,064,530	34,858,690	12,064,530	12,064,530	10,226,968	10,226,968		12,035,386
Locuinte, servicii si dezvoltare publica (cod 70.02.03+70.02.05 la 70.02.07+70.02.50)	7002	34,796,690	11,591,180	34,796,690	11,591,180	11,591,180	9,753,641	9,753,641		10,650,058
Locuinte (cod 70.02.03.01+70.02.03.30)	700203	4,034,570	3,207,890	4,034,570	3,207,890	3,207,890	2,749,554	2,749,554		2,842,451
Alte cheltuieli in domeniul locuintelor	70020330	4,034,570	3,207,890	4,034,570	3,207,890	3,207,890	2,749,554	2,749,554		2,842,451
Iluminat public si electrificari rurale	700206	17,256,620	4,746,420	17,256,620	4,746,420	4,746,420	4,691,923	4,691,923		1,063,264
Alte servicii in domeniul locuintelor, serviciilor si dezvoltarii comunale	700250	13,505,500	3,636,870	13,505,500	3,636,870	3,636,870	2,312,164	2,312,164		6,744,343
Protectia mediului (cod 74.02.03+74.02.05+74.02.06+74.02.50)	7402	62,000	473,350	62,000	473,350	473,350	473,327	473,327		1,385,328
Salubritate si gestiunea deseurilor (cod 74.02.05.01+74.02.05.02)	740205	62,000	473,350	62,000	473,350	473,350	473,327	473,327		1,385,328
Salubritate	74020501	62,000	473,350	62,000	473,350	473,350	473,327	473,327		1,385,328
Partea aV-a ACTIUNI ECONOMICE (80.02+81.02+83.02+84.02+87.02)	7902	64,331,770	24,394,660	64,331,770	24,394,660	24,394,660	17,108,119	17,108,119		25,030,608
Transporturi (cod 84.02.03+84.02.06+84.02.50)	8402	64,331,770	24,394,660	64,331,770	24,394,660	24,394,660	17,108,119	17,108,119		25,030,608
Transport rutier (cod 84.02.03.01 la 84.02.03.03)	840203	64,093,770	24,394,660	64,093,770	24,394,660	24,394,660	17,108,119	17,108,119		25,030,608
Transport in comun	84020302	152,000	75,000	152,000	75,000	75,000	25,848	25,848		1,209,242
Strazi	84020303	63,941,770	24,319,660	63,941,770	24,319,660	24,319,660	17,082,271	17,082,271		23,821,366
Alte cheltuieli in domeniul transporturilor	840250	238,000		238,000						



Director Economic

CONTUL DE EXECUTIE AL INSTITUTIILOR PUBLICE - CHELTUIELI

la data de 31.12.2022

Cod 21 Capitol 5002

Subcapitol

-lei-

DENUMIREA INDICATORILOR*)	Cod indicator	Credite de angajament		Credite bugetare		Angajamente bugetare	Angajamente legale	Plati efectuate	Angajamente legale de platit	Cheltuieli efective
		Initiale	Definitive	Initiale	Definitive					
A	B	1	2	3	4	5	6	7	8=6-7	9
TOTAL CHELTUIELI(SECTIUNEA DE FUNCTIONARE+SECTIUNEA DE DEZVOLTARE)		111,841,050	45,988,640	273,977,390	218,075,290	218,051,290	198,984,067	198,984,067		200,209,245
SECTIUNEA DE FUNCTIONARE (cod 01+79+85)				162,136,340	172,086,650	172,062,650	163,458,484	163,458,484		155,808,177
CHELTUIELI CURENTE (10+20+30+40+50+51SF+55SF+57+59)	01			154,321,340	164,878,500	164,854,500	156,314,806	156,314,806		155,808,177
TITLUL I CHELTUIELI DE PERSONAL (cod 10.01 la10.03)	10			53,292,000	51,478,390	51,478,390	49,043,135	49,043,135		49,171,414
Cheltuieli salariale in bani (cod 10.01.01+10.01.03 la 10.01.17+10.01.29 +10.01.30)	1001			50,773,910	49,017,940	49,017,940	46,736,112	46,736,112		46,863,065
Salarii de baza	100101			46,901,330	45,275,590	45,275,590	43,268,187	43,268,187		43,419,986
Sprijinuri pentru conditii de munca	100105			315,000	316,400	316,400	271,021	271,021		271,064
Alte sporuri	100106			600,680	330,580	330,580	315,163	315,163		310,945
Fond aferent platii cu ora	100111			186,000	295,750	295,750	295,750	295,750		255,500
Indemnizatii platite unor persoane din afara unitatii	100112			485,200	476,300	476,300	412,459	412,459		413,675
Drepturi de delegare	100113			13,700	7,300	7,300	2,830	2,830		2,830
Indemnizatii de hrana	100117			2,200,000	2,237,840	2,237,840	2,115,101	2,115,101		2,133,224
Stimulentul de risc	100129				28,580	28,580	28,572	28,572		28,572
Alte drepturi salariale in bani	100130			72,000	49,600	49,600	27,029	27,029		27,269
Cheltuieli salariale in natura (cod 10.02.01 la 10.02.06+10.02.30)	1002			1,203,000	1,192,400	1,192,400	1,122,318	1,122,318		1,123,494
Norme de hrana	100202			250,000	250,000	250,000	249,304	249,304		249,304
Transportul la si de la locul de munca	100205			171,000	203,260	203,260	170,654	170,654		170,654
Vouchere de vacanta	100206			782,000	739,140	739,140	702,360	702,360		703,536

161

A	B	1	2	3	4	5	6	7	8=6-7	9
Contributii (cod 10.03.01 la 10.03.08)	1003			1,315,090	1,268,050	1,268,050	1,184,705	1,184,705		1,184,855
Contributii de asigurari sociale de stat	100301			106,000	106,000	106,000	105,692	105,692		105,692
Contributii de asigurari de somaj	100302			3,420	3,420	3,420	3,297	3,297		3,297
Contributii de asigurari sociale de sanatate	100303			35,740	35,740	35,740	34,785	34,785		34,785
Contributii de asigurari pentru accidente de munca si boli profesionale	100304			1,650	1,650	1,650	1,004	1,004		1,004
Contributii pentru concedii si indemnizatii	100306			6,030	6,030	6,030	5,846	5,846		5,846
Contributia asiguratorie pentru munca	100307			1,162,250	1,115,210	1,115,210	1,034,081	1,034,081		1,034,231
TITLUL II BUNURI SI SERVICII (cod 20.01 la 20.06+20.09 la 20.16+20.18 la 20.25+20.27+20.30)	20			48,238,550	55,121,120	55,121,120	51,059,732	51,059,732		51,202,520
Bunuri si servicii (cod 20.01.01 la 20.01.09+20.01.30)	2001			30,304,400	36,902,990	36,902,990	33,533,916	33,533,916		33,100,381
Furnituri de birou	200101			513,300	618,740	618,740	583,527	583,527		577,387
Materiale pentru curatenie	200102			349,830	433,640	433,640	392,500	392,500		364,254
Incalzit, iluminat si forta motrica	200103			6,579,350	7,230,210	7,230,210	6,153,161	6,153,161		6,110,616
Apa, canal si salubritate	200104			680,960	819,080	819,080	768,023	768,023		766,578
Carburanti si lubrifianti	200105			157,450	161,080	161,080	155,845	155,845		159,637
Piese de schimb	200106			49,000	49,000	49,000	47,069	47,069		47,069
Transport	200107			20,000	41,670	41,670	38,952	38,952		38,952
Posta, telecomunicatii, radio, tv, internet	200108			587,740	562,650	562,650	535,948	535,948		570,900
Materiale si prestari de servicii cu caracter functional	200109			2,159,210	2,214,100	2,214,100	1,296,354	1,296,354		1,097,950
Le bunuri si servicii pentru intretinere si functionare	200130			19,207,560	24,772,820	24,772,820	23,562,537	23,562,537		23,367,038
Reparatii curente	2002			8,173,750	7,126,530	7,126,530	6,922,462	6,922,462		7,260,519
Hrana (cod 20.03.01+20.03.02)	2003			802,000	1,179,630	1,179,630	1,163,118	1,163,118		1,156,297
Hrana pentru oameni	200301			802,000	1,179,630	1,179,630	1,163,118	1,163,118		1,156,297
Medicamente si materiale sanitare (cod 20.04.01 la 20.04.04)	2004			103,000	99,190	99,190	38,208	38,208		35,708
Medicamente	200401			29,200	27,800	27,800	17,536	17,536		17,597
Materiale sanitare	200402			67,800	67,390	67,390	19,227	19,227		17,431
Dezinfectanti	200404			6,000	4,000	4,000	1,445	1,445		680
Bunuri de natura obiectelor de inventar (cod 20.05.01+20.05.03+20.05.30)	2005			597,470	864,680	864,680	771,728	771,728		724,305
Uniforme si echipament	200501			83,440	96,710	96,710	96,098	96,098		77,568
Lenjerie si accesorii de pat	200503			2,000	2,000	2,000	1,997	1,997		2,609
Alte obiecte de inventar	200530			512,030	765,970	765,970	673,633	673,633		644,128

160

A	B	1	2	3	4	5	6	7	8=6-7	9
Deplasari, detasari, transferari (cod 20.06.01+20.06.02)	2006			74,500	57,150	57,150	42,641	42,641		40,429
Deplasari interne, detasari, transferari	200601			64,500	47,150	47,150	41,922	41,922		39,749
Deplasari in strainatate	200602			10,000	10,000	10,000	719	719		680
Materiale de laborator	2009									531
Carti, publicatii si materiale documentare	2011			78,250	80,690	80,690	70,703	70,703		59,552
Pregatire profesionala	2013			160,950	97,200	97,200	73,853	73,853		73,853
Protectia muncii	2014			52,870	48,500	48,500	45,283	45,283		45,078
Cheltuieli judiciare si extrajudiciare derivate din actiuni in reprezentarea intereselor statului, potrivit dispozitiilor legale	2025			305,000	359,400	359,400	309,434	309,434		307,768
Alte cheltuieli (cod 20.30.01 la 20.30.04+20.30.06+20.30.07+20.30.09+20.30.30)	2030			7,586,360	8,305,160	8,305,160	8,088,386	8,088,386		8,398,099
Reclama si publicitate	203001			57,500	56,600	56,600	34,792	34,792		39,472
Protocol si reprezentare	203002			21,500	21,500	21,500	18,891	18,891		18,891
Prime de asigurare non-viata	203003			20,000	14,000	14,000	12,925	12,925		12,925
Chirii	203004			102,000	102,000	102,000	102,000	102,000		102,000
Alte cheltuieli cu bunuri si servicii	203030			7,385,360	8,111,060	8,111,060	7,919,778	7,919,778		8,224,811
TITLUL III DOBANZI (cod 30.01 la 30.03)	30			2,900,000	4,550,000	4,550,000	4,530,376	4,530,376		4,543,081
Dobanzi aferente datoriei publice interne (cod 30.01.01+30.01.02)	3001			2,900,000	4,550,000	4,550,000	4,530,376	4,530,376		4,543,081
Dobanzi aferente creditelor interne garantate	300102			2,900,000	4,550,000	4,550,000	4,530,376	4,530,376		4,543,081
TITLUL IV SUBVENTII (cod 40.03+40.20+ 40.30)	40			17,436,000	18,443,500	18,443,500	17,189,369	17,189,369		15,330,897
Subventii pentru acoperirea diferentelor de pret si tarif	4003			17,400,000	18,411,000	18,411,000	17,157,446	17,157,446		15,298,974
Alte subventii	4030			36,000	32,500	32,500	31,923	31,923		31,923
TITLUL V FONDURI DE REZERVA (cod 50.04)	50			570,000	24,000					
Fond de rezerva bugetara la dispozitia autoritatilor locale	5004			570,000	24,000					
TITLUL VI TRANSFERURI INTRE UNITATI ALE ADMINISTRATIEI PUBLICE (cod 51.01) (cod 51.01)	51			9,400,000	11,492,010	11,492,010	11,423,142	11,423,142		11,423,142
Transferuri curente (cod 51.01.01+51.01.03+51.01.05+ 51.01.14+51.01.15+ 51.01.24 +51.01.26 +51.01.31+51.01.39+ 51.01.46+51.01.49+51.01.60+51.01.61+51.01.64)	5101			9,400,000	11,492,010	11,492,010	11,423,142	11,423,142		11,423,142
Transferuri către institutii publice	510101			9,400,000	11,492,010	11,492,010	11,423,142	11,423,142		11,423,142
TITLUL VII ALTE TRANSFERURI (cod 55.01+ 55.02)	55			1,143,000	896,680	896,680	888,647	888,647		885,967
Transferuri interne (cod	5501			1,143,000	896,680	896,680	888,647	888,647		885,967

159

A	B	1	2	3	4	5	6	7	8=6-7	9
55.01.18+55.01.46+55.01.63+55.01.65+55.01.73 + 55.01.84)										
Alte transferuri curente interne	550118				2,680	2,680	2,680	2,680		
Finantarea invatamantului particular sau confesional acreditat	550163			1,143,000	894,000	894,000	885,967	885,967		885,967
TITLUL IX ASISTENTA SOCIALA (cod 57.02)	57			11,134,790	12,569,410	12,569,410	12,258,666	12,258,666		13,330,798
Ajutoare sociale (cod 57.02.01 la 57.02.05)	5702			11,134,790	12,569,410	12,569,410	12,258,666	12,258,666		13,330,798
Ajutoare sociale in numerar	570201			11,094,790	12,529,410	12,529,410	12,244,376	12,244,376		13,316,471
Ajutoare sociale in natura	570202									37
Tichete de cresa si tichete sociale pentru gradinita	570203			40,000	40,000	40,000	14,290	14,290		14,290
TITLUL XI ALTE CHELTUIELI (cod 59.01+59.02+59.08+59.11+59.12+59.15+ 59.17+59.20+59.22+59.25+59.30+ 59.35+ 59.40+59.41)	59			10,207,000	10,303,390	10,303,390	9,921,739	9,921,739		9,920,358
Burse	5901			8,000,000	8,123,170	8,123,170	7,761,613	7,761,613		7,761,613
Ajutoare pentru daune provocate de calamitatile naturale	5902			7,000						
Asociatii si fundatii	5911			2,185,000	2,172,320	2,172,320	2,157,251	2,157,251		2,155,870
Sume aferente persoanelor cu handicap neincadrate	5940			15,000	7,900	7,900	2,875	2,875		2,875
OPERATIUNI FINANCIARE (cod 80+81)	79			7,815,000	7,465,000	7,465,000	7,412,459	7,412,459		
TITLUL XIX RAMBURSARI DE CREDITE (cod 81.01+81.02+81.05)	81			7,815,000	7,465,000	7,465,000	7,412,459	7,412,459		
Rambursari de credite interne (cod 81.02.01+81.02.02+81.02.05)	8102			7,815,000	7,465,000	7,465,000	7,412,459	7,412,459		
Rambursari de credite aferente datoriei publice interne locale	810205			7,815,000	7,465,000	7,465,000	7,412,459	7,412,459		
TITLUL XXI PLATI EFECTUATE IN ANII PRECEDENTI SI RECUPERATE IN ANUL CURENT(85.01)	85F				-256,850	-256,850	-268,781	-268,781		
Plati efectuate in anii precedenti si recuperate in anul curent (cod 85.01.01)	8501F				-256,850	-256,850	-268,781	-268,781		
Plati efectuate in anii precedenti si recuperate in anul curent în sectiunea de functionare a bugetului local	850101				-256,850	-256,850	-268,781	-268,781		
SECTIUNEA DE DEZVOLTARE (cod 51+55+56+58+60+61+70+81+85)		111,841,050	45,988,640	111,841,050	45,988,640	45,988,640	35,525,583	35,525,583		44,401,068
TITLUL VI TRANSFERURI INTRE UNITATI ALE ADMINISTRATIEI PUBLICE (cod 51.02)	51	1,049,000	175,990	1,049,000	175,990	175,990	175,276	175,276		175,276
Transferuri de capital (cod 51.02.12+51.02.28+51.02.29)	5102	1,049,000	175,990	1,049,000	175,990	175,990	175,276	175,276		175,276
Alte transferuri de capital catre institutii publice	510229	1,049,000	175,990	1,049,000	175,990	175,990	175,276	175,276		175,276

158

A	B	1	2	3	4	5	6	7	8=6-7	9
TITLUL X Proiecte cu finantare din fonduri externe nerambursabile aferente cadrului financiar 2014-2020 (cod 58.01 la 58.05+58.11+58.12+58.15+58.16+58.30)	58	89,817,050	27,388,280	89,817,050	27,388,280	27,388,280	17,995,292	17,995,292		7,367,556
Programe din Fondul European de Dezvoltare Regionala (FER) (cod 58.01.01 la 58.01.03)	5801	89,690,210	27,261,440	89,690,210	27,261,440	27,261,440	17,905,793	17,905,793		6,328,949
Finantarea nationala	580101	13,903,470	4,630,280	13,903,470	4,630,280	4,630,280	2,409,608	2,409,608		2,102,243
Finantarea externa nerambursabila	580102	75,786,240	22,630,660	75,786,240	22,630,660	22,630,660	15,496,185	15,496,185		4,226,706
Cheltuieli neeligibile	580103	500	500	500	500	500				
Programe din Fondul Social European (FSE) (cod 58.02.01 la 58.02.03)	5802	126,840	126,840	126,840	126,840	126,840	89,499	89,499		1,038,607
Finantarea nationala	580201	21,810	21,810	21,810	21,810	21,810	13,425	13,425		987,967
Finantarea externa nerambursabila	580202	105,030	105,030	105,030	105,030	105,030	76,074	76,074		50,640
CHELTUIELI DE CAPITAL ((cod 71+72+75)	70	20,975,000	18,424,370	20,975,000	18,424,370	18,424,370	17,355,015	17,355,015		36,858,236
TITLUL XV ACTIVE NEFINANCIARE (cod 71.01 + 71.03)	71	20,975,000	18,424,370	20,975,000	18,424,370	18,424,370	17,355,015	17,355,015		36,846,301
Active fixe (cod 71.01.01 la 71.01.03+71.01.30)	7101	13,192,600	7,791,990	13,192,600	7,791,990	7,791,990	7,270,781	7,270,781		21,161,893
Constructii	710101									1,877,466
Masini, echipamente si mijloace de transport	710102	55,000	63,400	55,000	63,400	63,400	61,732	61,732		29,620
Mobilier, aparatura birotica si alte active corporale	710103									1,365,387
Alte active fixe	710130	13,137,600	7,728,590	13,137,600	7,728,590	7,728,590	7,209,049	7,209,049		17,889,420
Reparatii capitale aferente activelor fixe	7103	7,782,400	10,632,380	7,782,400	10,632,380	10,632,380	10,084,234	10,084,234		15,684,408
TITLUL XVI ACTIVE FINANCIARE (cod 72.01)	72									11,935
Active financiare (cod 72.01.01)	7201									11,935
Participare la capitalul social al societatilor comerciale	720101									11,935
TITLUL VI TRANSFERURI INTRE UNITATI ALE ADMINISTRATIEI PUBLICE (cod 51.01+51.02)	51	1,049,000	175,990	10,449,000	11,668,000	11,668,000	11,598,418	11,598,418		11,598,418
TITLUL VIi ALTE TRANSFERURI (cod 55.01+55.02)	55			1,143,000	896,680	896,680	888,647	888,647		885,967
TITLUL XVI RAMBURSARI DE CREDETE	81			7,815,000	7,465,000	7,465,000	7,412,459	7,412,459		
	84				-256,850	-256,850	-268,781	-268,781		
OPERATIUNI FINANCIARE (cod 81)	79			7,815,000	7,465,000	7,465,000	7,412,459	7,412,459		
A. CHELTUIELILE CURENTE (10+20+30+40+50+51+55+56+58+57+59)	01	90,866,050	27,564,270	245,187,390	192,442,770	192,418,770	174,485,374	174,485,374		163,351,009
TITLUL XIX PLATI EFECTUATE IN ANII PRECEDENTI SI RECUPERATE IN ANUL CURENT (85.01)	85				-256,850	-256,850	-268,781	-268,781		

157


A	B	1	2	3	4	5	6	7	8=6-7	9
Plati efectuate in anii precedenti si recuperate in anul curent (cod 85.01.02+85.01.05)	8501				-256,850	-256,850	-268,781	-268,781		

*) Se inscriu denumirea si simbolul capitolelor din bugetul aprobat detaliate pe titluri , articole, alineate, pe structura clasificatiei economice

(bugetele locale, bugetul creditelor externe, bugetul creditelor interne, bugetul fondurilor externe nerambursabile - sursa D, institutii finantate integral sau partial din venituri proprii/activitati finantate integral din veniturii proprii)

NOTA: Sumele inscrise in col. 6 "Plati efectuate" cu semnul minus la Titlul 85, art. 6 "Plati efectuate din precedenti si recuperate in anul curent", se inscriu si pe col. 4 "Angajamente bugetare" si col. 5 "Angajamente legale" la acelasi cod tot cu semnul minus , astfel incat in col. 7 "Angajamente legale de platit" sa nu fie raportate sume.

Conducatorul institutiei



Conducatorul compartimentului
financiar-contabil

CONTUL DE EXECUTIE A BUGETULUI CREDITELOR INTERNE- CHELTUIELI

la data de 31.12.2022

Cod 21

-lei-


Denumirea indicatorilor *)	Cod indicator	Credite de angajament		Credite bugetare		Angajamente bugetare	Angajamente legale	Plati efectuate	Angajamente legale de platit	Cheltuieli efective
		Initiale	Definitive	Initiale	Definitive					
A	B	1	2	3	4	5	6	7	8=6-7	9
TOTAL CHELTUIELI (cod 50.07+59.07+63.07+70.07+79.07)	4907	53,580,480	53,580,480	53,580,480	53,580,480	53,580,480	13,706,120	13,706,120		7,291,680
Partea a III-a CHELTUIELI SOCIAL-CULTURALE(cod 65.07+66.07+67.07+68.07)	6307	1,940,280	2,870,280	1,940,280	2,870,280	2,870,280	2,079,466	2,079,466		2,142,161
Invatamant (cod 65.07.03 la cod 65.07.05+65.07.07+65.07.11+65.07.50)	6507	1,940,280	2,870,280	1,940,280	2,870,280	2,870,280	2,079,466	2,079,466		2,142,161
Alte cheltuieli in domeniul Invatamantului	650750	1,940,280	2,870,280	1,940,280	2,870,280	2,870,280	2,079,466	2,079,466		2,142,161
Partea IV-a SERVICII SI DEZVOLTARE PUBLICA, LOCUINTE,MEDIU SI APE (cod 70.07+74.07)	6907	8,204,070	11,959,070	8,204,070	11,959,070	11,959,070	4,744,498	4,744,498		2,819,401
Locuinte, servicii si dezvoltare publica (cod 70.07.03+70.07.05 la 70.07.07+70.07.50)	7007	8,204,070	11,959,070	8,204,070	11,959,070	11,959,070	4,744,498	4,744,498		2,819,401
Locuinte (cod 70.07.03.01+70.07.03.30)	700703	4,403,000	5,989,010	4,403,000	5,989,010	5,989,010	4,671,380	4,671,380		2,720,559
Alte cheltuieli in domeniul locuintelor	70070330	4,403,000	5,989,010	4,403,000	5,989,010	5,989,010	4,671,380	4,671,380		2,720,559
Iluminat public si electrificari rurale	700706	651,280	2,820,270	651,280	2,820,270	2,820,270	73,118	73,118		
Alte servicii in domeniile locuintelor, serviciilor si dezvoltarii comunale	700750	3,149,790	3,149,790	3,149,790	3,149,790	3,149,790				98,842
Partea V-a ACTIUNI ECONOMICE (cod 80.07+81.07+83.07+84.07+ 87.07)	7907	43,436,130	38,751,130	43,436,130	38,751,130	38,751,130	6,882,156	6,882,156		2,330,118
Transporturi (cod 84.07.03+ 84.07.06+84.07.50)	8407	43,436,130	38,751,130	43,436,130	38,751,130	38,751,130	6,882,156	6,882,156		2,330,118
Transport rutier (cod 84.07.03.01 la 84.07.03.03)	840703	43,436,130	38,751,130	43,436,130	38,751,130	38,751,130	6,882,156	6,882,156		2,330,118
Strazi	84070303	43,436,130	38,751,130	43,436,130	38,751,130	38,751,130	6,882,156	6,882,156		2,330,118
CHELTUIELILE SECTIUNII DE DEZVOLTARE(cod 50.07+59.07+63.07+70.07+74.07+79.07)	4907	53,580,480	53,580,480	53,580,480	53,580,480	53,580,480	13,706,120	13,706,120		7,291,680

164

A	B	1	2	3	4	5	6	7	8=6-7	9
Partea III-a CHELTUIELI SOCIAL-CULTURALE (cod 65.07+66.07+67.07+68.07)	6307	1,940,280	2,870,280	1,940,280	2,870,280	2,870,280	2,079,466	2,079,466		2,142,161
Invatamant (cod 65.07.03+65.07.04+65.07.05+65.07.07+61.07.11+65.07.50)	6507	1,940,280	2,870,280	1,940,280	2,870,280	2,870,280	2,079,466	2,079,466		2,142,161
Alte cheltuieli in domeniul Invatamantului	650750	1,940,280	2,870,280	1,940,280	2,870,280	2,870,280	2,079,466	2,079,466		2,142,161
Partea IV-a SERVICII SI DEZVOLTARE PUBLICA, LOCUINTE, MEDIU SI APE (cod 70.07+74.07)	6907	8,204,070	11,959,070	8,204,070	11,959,070	11,959,070	4,744,498	4,744,498		2,819,401
Locuinte, servicii si dezvoltare publica (cod 70.07.03+70.07.05+70.07.06+70.07.07+70.07.50)	7007	8,204,070	11,959,070	8,204,070	11,959,070	11,959,070	4,744,498	4,744,498		2,819,401
Locuinte (cod 70.07.03.01+70.07.03.30)	700703	4,403,000	5,989,010	4,403,000	5,989,010	5,989,010	4,671,380	4,671,380		2,720,559
Alte cheltuieli in domeniul locuintelor	70070330	4,403,000	5,989,010	4,403,000	5,989,010	5,989,010	4,671,380	4,671,380		2,720,559
Iluminat public si electrificari rurale	700706	651,280	2,820,270	651,280	2,820,270	2,820,270	73,118	73,118		
Alte servicii in domeniile locuintelor, serviciilor si dezvoltarii comunale	700750	3,149,790	3,149,790	3,149,790	3,149,790	3,149,790				98,842
Partea V-a ACTIUNI ECONOMICE (cod 80.07+81.07+83.07+84.07+ 87.07)	7907	43,436,130	38,751,130	43,436,130	38,751,130	38,751,130	6,882,156	6,882,156		2,330,118
Transporturi (cod 84.07.03+84.07.06+84.07.50D)	8407	43,436,130	38,751,130	43,436,130	38,751,130	38,751,130	6,882,156	6,882,156		2,330,118
Transport rutier (cod 84.07.03.01 la 84.07.03.03)	840703	43,436,130	38,751,130	43,436,130	38,751,130	38,751,130	6,882,156	6,882,156		2,330,118
Strazi	84070303	43,436,130	38,751,130	43,436,130	38,751,130	38,751,130	6,882,156	6,882,156		2,330,118

Nota: Se detaliaza pe structura clasificatiei economice (Anexa 7)

Conducatorul institutiei



Conducatorul compartimentului
financiar contabil

BUGETUL IMPRUMUTURILOR EXTERNE SI INTERNE 5007

Anexa 7

CONTUL DE EXECUTIE AL INSTITUTIILOR PUBLICE - CHELTUIELI


la data de 31.12.2022

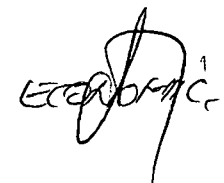
Cod 21 Capitol 5007

Subcapitol

-lei-

DENUMIREA INDICATORILOR*)	Cod indicator	Credite de angajament		Credite bugetare		Angajamente bugetare	Angajamente legale	Plati efectuate	Angajamente legale de platit	Cheltuieli efective
		Initiale	Definitive	Initiale	Definitive					
A	B	1	2	3	4	5	6	7	8=6-7	9
TOTAL CHELTUIELI(SECTIUNEA DE FUNCTIONARE+SECTIUNEA DE DEZVOLTARE)		53,580,480	53,580,480	53,580,480	53,580,480	53,580,480	13,706,120	13,706,120		7,291,680
SECTIUNEA DE DEZVOLTARE (cod 51+55+56+58+60+61+70+81+85)		53,580,480	53,580,480	53,580,480	53,580,480	53,580,480	13,706,120	13,706,120		7,291,680
TITLUL X Proiecte cu finantare din fonduri externe nerambursabile aferente cadrului financiar 2014-2020 (cod 58.01 la 58.05+58.11+58.12+58.15+58.16+58.30)	58	53,580,480	53,580,480	53,580,480	53,580,480	53,580,480	13,706,120	13,706,120		1,651,440
Programe din Fondul European de Dezvoltare Regionala (FEDR) (cod 58.01.01 la 58.01.03)	5801	53,580,480	53,580,480	53,580,480	53,580,480	53,580,480	13,706,120	13,706,120		1,651,440
Finantarea nationala	580101	11,283,570	11,674,150	11,283,570	11,674,150	11,674,150	5,037,523	5,037,523		1,651,440
Cheltuieli neeligibile	580103	42,296,910	41,906,330	42,296,910	41,906,330	41,906,330	8,668,597	8,668,597		
CHELTUIELI DE CAPITAL ((cod 71+72+75)	70									5,640,240
TITLUL XV ACTIVE NEFINANCIARE (cod 71.01 + 71.03)	71									5,640,240
Active fixe (cod 71.01.01 la 71.01.03+71.01.30)	7101									5,640,240
Constructii	710101									1,577,840
Alte active fixe	710130									4,062,400
A. CHELTUIELILE CURENTE (10+20+30+40+50+51+55+56+58+57+59)	01	53,580,480	53,580,480	53,580,480	53,580,480	53,580,480	13,706,120	13,706,120		1,651,440

PRIMAR 

DIRECTOR 

CONTUL DE EXECUTIE

A BUGETULUI INSTITUTIILOR PUBLICE SI ACTIVITATILOR FINANTATE INTEGRAL SAU PARTIAL DIN VENITURI PROPRII (DE SUBORDONARE LOCALA) -VENITURI

la data de 31.12.2022

Cod 20

1010 TOTAL


-lei-

Denumirea indicatorilor	Cod indicator	Prevederi bugetare		Drepturi constatate			Incasari realizate	Stingeri pe alte cai decat incasari	Drepturi constatate de incasat
		Initiale	Definitive	Total, din care:	din anii precedenti	din anul curent			
A	B	1	2	3=4+5	4	5	6	7	8=3-6-7
TOTAL VENITURI (cod 00.02+00.15+00.16+00.17+45.10+48.10)	000110	16,789,150	20,774,330	20,087,045	315,960	19,771,085	19,622,333		464,712
I. VENITURI CURENTE (cod 00.03+00.12)	0002	5,706,490	8,472,670	8,488,627	315,960	8,172,667	8,023,915		464,712
C. VENITURI NEFISCALE (cod 00.13+00.14)	2900	5,706,490	8,472,670	8,488,627	315,960	8,172,667	8,023,915		464,712
C1. VENITURI DIN PROPRIETATE (cod 30.10+31.10)	3000	114,610	273,340	239,158	11,416	227,742	222,297		16,861
Venituri din proprietate (cod 30.10.05+30.10.08+30.10.09+30.10.50)	3010	114,610	273,340	239,158	11,416	227,742	222,297		16,861
Venituri din concesiuni si inchirieri (cod 30.10.05.30)	301005	114,610	273,340	239,158	11,416	227,742	222,297		16,861
Alte venituri din concesiuni si inchirieri de catre institutiile publice	30100530	114,610	273,340	239,158	11,416	227,742	222,297		16,861
C2. VANZARI DE BUNURI SI SERVICII (cod 33.10+34.10+35.10+36.10+37.10)	3300	5,591,880	8,199,330	8,249,469	304,544	7,944,925	7,801,618		447,851
Venituri din prestari de servicii si alte activitati (cod 33.10.05+33.10.08+33.10.09+33.10.13+ 33.10.14+ 33.10.16+33.10.17+33.10.19 la 33.10.21+33.10.30 la 33.10.32+33.10.50)	3310	4,392,900	5,595,200	5,729,560	202,889	5,526,671	5,465,334		264,226
Taxe si alte venituri in invatamant	331005	73,310	102,310	40,332		40,332	40,332		
Venituri din prestari de servicii	331008	3,670,680	3,931,100	4,218,720	195,920	4,022,800	3,979,912		238,808
Contributia elevilor si studentilor pentru internate, camine si cantine.	331014	585,910	1,435,910	1,345,560	6,969	1,338,591	1,327,242		18,318
Alte venituri din prestari de servicii si alte activitati	331050	63,000	125,880	124,948		124,948	117,848		7,100
Diverse venituri (cod 36.10.04+36.10.32+36.10.50)	3610	1,150,980	2,488,630	2,404,409	101,655	2,302,754	2,220,784		183,625
Alte venituri	361050	1,150,980	2,488,630	2,404,409	101,655	2,302,754	2,220,784		183,625
Transferuri voluntare, altele decat subventiile (cod 37.10.01+37.10.03+37.10.04+37.10.50)	3710	48,000	115,500	115,500		115,500	115,500		
Donatii si sponsorizari	371001	48,000	115,500	115,500		115,500	115,500		

A	B	1	2	3=4+5	4	5	6	7	8=3-6-7
Varsaminte din sectiunea de functionare pentru finantarea sectiunii de dezvoltare a bugetului local (cu semnul minus)	371003		-46,500	-46,454		-46,454	-46,454		
Varsaminte din sectiunea de functionare	371004		46,500	46,454		46,454	46,454		
III. OPERATIUNI FINANCIARE (cod 40.10+41.10)	0016	633,660	633,660						
Încasări din rambursarea împrumuturilor acordate (cod. 40.10.15+40.10.16)	4010	633,660	633,660						
Sume utilizate din excedentul anului precedent pentru efectuarea de cheltuieli (cod. 40.10.15.01+40.10.15.02)	401015	633,660	633,660						
Sume utilizate de administratiile locale din excedentul anului precedent pentru sectiunea de functionare	40101501	633,660	633,660						
IV. SUBVENTII (cod 00.18)	4100	10,449,000	11,668,000	11,598,418		11,598,418	11,598,418		
SUBVENTII DE LA ALTE NIVELE ALE ADMINISTRATIEI PUBLICE (cod 42.10+43.10)	0018	1,049,000	175,990	175,276		175,276	175,276		
Subventii de la alte administratii (cod 43.10.09+43.10.10+43.10.14 la 43.10.17+43.10.19 + 43.10.25 la 43.10.27+43.10.31+43.10.32+43.10.33+43.10.35)	4310	10,449,000	11,668,000	11,598,418		11,598,418	11,598,418		
Subventii pentru institutii publice	431009	9,400,000	11,492,010	11,423,142		11,423,142	11,423,142		
Subventii pentru institutii publice destinate sectiunii de dezvoltare	431019	1,049,000	175,990	175,276		175,276	175,276		
VENITURILE SECTIUNII DE FUNCTIONARE (cod 00.02+00.16+00.17) - TOTAL	000110	15,740,150	20,551,840	19,865,315	315,960	19,549,355	19,400,603		464,712
I. VENITURI CURENTE (cod 00.03+00.12)	0002	5,706,490	8,426,170	8,442,173	315,960	8,126,213	7,977,461		464,712
C. VENITURI NEFISCALE (cod 00.13+00.14)	2900	5,706,490	8,426,170	8,442,173	315,960	8,126,213	7,977,461		464,712
C1. VENITURI DIN PROPRIETATE (cod 30.10 +31.10)	3000	114,610	273,340	239,158	11,416	227,742	222,297		16,861
Venituri din proprietate (cod 30.10.05+30.10.08+30.10.09+30.10.50)	3010	114,610	273,340	239,158	11,416	227,742	222,297		16,861
Venituri din concesiuni si inchirieri (cod 30.10.05.30)	301005	114,610	273,340	239,158	11,416	227,742	222,297		16,861
Alte venituri din concesiuni si inchirieri de catre institutiile publice	30100530	114,610	273,340	239,158	11,416	227,742	222,297		16,861
C2. VANZARI DE BUNURI SI SERVICII (cod 33.10+34.10+35.10+36.10+37.10)	3300	5,591,880	8,152,830	8,203,015	304,544	7,898,471	7,755,164		447,851
Venituri din prestari de servicii si alte activitati (cod 33.10.05+33.10.08+33.10.09+33.10.13+ 33.10.14 +33.10.16+33.10.17 +33.10.19 la 33.10.21+33.10.30 la 33.10.32+33.10.50)	3310	4,392,900	5,595,200	5,729,560	202,889	5,526,671	5,465,334		264,226
Taxe si alte venituri in invatamant	331005	73,310	102,310	40,332		40,332	40,332		
Venituri din prestari de servicii	331008	3,670,680	3,931,100	4,218,720	195,920	4,022,800	3,979,912		238,808
Contributia elevilor si studentilor pentru internate, camine si	331014	585,910	1,435,910	1,345,560	6,969	1,338,591	1,327,242		18,318

135

A	B	1	2	3=4+5	4	5	6	7	8=3-6-7
cantine.									
Alte venituri din prestari de servicii si alte activitati	331050	63,000	125,880	124,948		124,948	117,848		7,100
Diverse venituri (cod 36.10.04+36.10.32+36.10.50)	3610	1,150,980	2,488,630	2,404,409	101,655	2,302,754	2,220,784		183,625
Alte venituri	361050	1,150,980	2,488,630	2,404,409	101,655	2,302,754	2,220,784		183,625
Transferuri voluntare, altele decât subventiile (cod 37.10.01+37.10.03+37.10.50)	3710	48,000	69,000	69,046		69,046	69,046		
Donatii si sponsorizari	371001	48,000	115,500	115,500		115,500	115,500		
Varsaminte din sectiunea de functionare pentru finantarea sectiunii de dezvoltare a bugetului local (cu semnul minus)	371003		-46,500	-46,454		-46,454	-46,454		
III. OPERATIUNI FINANCIARE (cod 40.10+41.10)	0016	633,660	633,660						
Încasari din rambursarea împrumuturilor acordate (cod. 40.10.15)	4010	633,660	633,660						
Sume utilizate din excedentul anului precedent pentru efectuarea de cheltuieli (cod. 40.10.15.01)	401015	633,660	633,660						
Sume utilizate de administratiile locale din excedentul anului precedent pentru sectiunea de functionare	40101501	633,660	633,660						
IV. SUBVENTII (cod 00.18)	4100	9,400,000	11,492,010	11,423,142		11,423,142	11,423,142		
SUBVENTII DE LA ALTE NIVELE ALE ADMINISTRATIEI PUBLICE (cod 42.10+43.10)	0018	9,400,000	11,492,010	11,423,142		11,423,142	11,423,142		
Subventii de la alte administratii (cod 43.10.09+43.10.10+43.10.15+43.10.33+43.10.35)	4310	9,400,000	11,492,010	11,423,142		11,423,142	11,423,142		
Subventii pentru institutii publice	431009	9,400,000	11,492,010	11,423,142		11,423,142	11,423,142		
VENITURILE SECTIUNII DE DEZVOLTARE (cod 00.02+00.15+00.16+00.17+45.10+48.10) - TOTAL	000110	1,049,000	222,490	221,730		221,730	221,730		
VENITURI CURENTE (cod 00.12)	0002		46,500	46,454		46,454	46,454		
C. VENITURI NEFISCALE (cod 00.14)	2900		46,500	46,454		46,454	46,454		
C2. VANZARI DE BUNURI SI SERVICII (cod 36.10+37.10)	3300		46,500	46,454		46,454	46,454		
Transferuri voluntare, altele decât subventiile (cod 37.10.04)	3710		46,500	46,454		46,454	46,454		
Varsaminte din sectiunea de functionare	371004		46,500	46,454		46,454	46,454		
IV. SUBVENTII (cod 00.18)	4100	1,049,000	175,990	175,276		175,276	175,276		
SUBVENTII DE LA ALTE NIVELE ALE ADMINISTRATIEI PUBLICE (cod 42.10+43.10)	0018	1,049,000	175,990	175,276		175,276	175,276		
Subventii de la alte administratii (cod 43.10.14+43.10.16+43.10.17+43.10.19 + 43.10.25 la 43.10.27+43.10.31+43.10.32+43.10.35)	4310	1,049,000	175,990	175,276		175,276	175,276		
Subventii pentru institutii publice destinate sectiunii de dezvoltare	431019	1,049,000	175,990	175,276		175,276	175,276		



DIRECTOR ECONOMIC

Anexa 11

CONTUL DE EXECUTIE
A BUGETULUI INSTITUTIILOR PUBLICE SI ACTIVITATILOR FINANTATE INTEGRAL SAU PARTIAL DIN VENITURI PROPRII (DE SUBORDONARE LOCALA) -CHELTUIELI

la data de 31.12.2022

Denumirea indicatorilor *)	Cod indicator	Credite de angajament		Credite bugetare		Angajamente bugetare	Angajamente legale	Plati efectuate	Angajamente legale de platit	Cheltuieli efective
		Initiale	Definitive	Initiale	Definitive					
A	B	1	2	3	4	5	6	7	8=6-7	9
TOTAL CHELTUIELI - SECTIUNEA DE FUNCTIONARE + SECTIUNEA DE DEZVOLTARE (cod 50.10+59.10+63.10+70.10+74.10+79.10)	4910	1,049,000	222,490	16,789,150	20,774,330	20,720,543	19,575,089	19,575,089		19,159,776
Partea I-a SERVICII PUBLICE GENERALE (cod 54.10+55.10)	5010	1,021,000	147,990	6,038,810	5,327,810	5,327,810	4,983,457	4,983,457		4,530,567
Alte servicii publice generale (cod 54.10.10+54.10.50)	5410	1,021,000	147,990	6,038,810	5,327,810	5,327,810	4,983,457	4,983,457		4,530,567
Alte servicii publice generale	541050	1,021,000	147,990	6,038,810	5,327,810	5,327,810	4,983,457	4,983,457		4,530,567
Partea III-a CHELTUIELI SOCIAL-CULTURALE (cod 65.10+66.10+67.10+68.10)	6310	28,000	74,500	10,750,340	15,446,520	15,392,733	14,591,632	14,591,632		14,629,209
Invatamant (cod 65.10.03 la 65.10.05+65.10.07+65.10.11+65.10.50)	6510		19,000	2,211,340	4,537,970	4,484,183	3,779,733	3,779,733		3,848,210
Invatamant prescolar si primar (cod 65.10.03.01+65.10.03.02)	651003			1,209,530	2,528,430	2,503,712	2,199,877	2,199,877		2,230,240
Invatamant prescolar	65100301			1,209,530	2,528,430	2,503,712	2,199,877	2,199,877		2,230,240
Invatamant secundar (cod 65.10.04.01 la 65.10.04.03)	651004		19,000	1,001,810	2,009,540	1,980,471	1,579,856	1,579,856		1,617,970
Invatamant secundar inferior	65100401			67,500	104,300	95,867	61,358	61,358		46,504
Invatamant secundar superior	65100402		19,000	934,310	1,905,240	1,884,604	1,518,498	1,518,498		1,571,466
Cultura, recreere si religie (cod 67.10.03+67.10.05+67.10.50)	6710	28,000	55,500	8,539,000	10,908,550	10,908,550	10,811,899	10,811,899		10,780,999
Servicii culturale (cod 67.10.03.03 la 67.10.03.07+67.10.03.09 la 67.10.03.11+67.10.03.15+67.10.03.30)	671003	28,000	28,000	3,491,000	3,568,000	3,568,000	3,491,269	3,491,269		3,434,036
Case de cultura	67100306	28,000	28,000	3,491,000	3,568,000	3,568,000	3,491,269	3,491,269		3,434,036
Servicii recreative si sportive (cod 67.10.05.01)	671005		27,500	5,048,000	7,340,550	7,340,550	7,320,630	7,320,630		7,346,963
Sport	67100501		27,500	5,048,000	7,340,550	7,340,550	7,320,630	7,320,630		7,346,963

A	B	1	2	3	4	5	6	7	8=6-7	9
CHELTUIELILE SECTIUNII DE FUNCTIONARE (cod 50.10+59.10+63.10+70.10+74.10+79.10)	4910	1,049,000	222,490	16,789,150	20,774,330	20,720,543	19,575,089	19,575,089		19,159,776
Partea I-a SERVICII PUBLICE GENERALE (cod 51.10+54.10+55.10)	5010			5,017,810	5,179,820	5,179,820	4,836,169	4,836,169		4,224,597
Alte servicii publice generale (cod 54.10.10+54.10.50)	5410			5,017,810	5,179,820	5,179,820	4,836,169	4,836,169		4,224,597
Alte servicii publice generale	541050			5,017,810	5,179,820	5,179,820	4,836,169	4,836,169		4,224,597
Partea III-a CHELTUIELI SOCIAL-CULTURALE (cod 65.10+66.10+67.10+68.10)	6310			10,722,340	15,372,020	15,318,233	14,517,290	14,517,290		14,554,908
Invatamant (cod 65.10.03 la 65.10.05+65.10.07+65.10.11+65.10.50)	6510			2,211,340	4,518,970	4,465,183	3,760,833	3,760,833		3,802,064
Invatamant prescolar si primar (cod 65.10.03.01+65.10.03.02)	651003			1,209,530	2,528,430	2,503,712	2,199,877	2,199,877		2,230,240
Invatamant prescolar	65100301			1,209,530	2,528,430	2,503,712	2,199,877	2,199,877		2,230,240
Invatamant secundar (cod 65.10.04.01 la 65.10.04.03)	651004			1,001,810	1,990,540	1,961,471	1,560,956	1,560,956		1,571,824
Invatamant secundar inferior	65100401			67,500	104,300	95,867	61,358	61,358		46,504
Invatamant secundar superior	65100402			934,310	1,886,240	1,865,604	1,499,598	1,499,598		1,525,320
Cultura, recreere si religie (cod 67.10.03+67.10.05+67.10.50)	6710			8,511,000	10,853,050	10,853,050	10,756,457	10,756,457		10,752,844
Servicii culturale (cod 67.10.03.03 la 67.10.03.07+67.10.03.09 la 67.10.03.11+67.10.03.15+67.10.03.30)	671003			3,463,000	3,540,000	3,540,000	3,463,281	3,463,281		3,417,673
Case de cultura	67100306			3,463,000	3,540,000	3,540,000	3,463,281	3,463,281		3,417,673
Servicii recreative si sportive (cod 67.10.05.01)	671005			5,048,000	7,313,050	7,313,050	7,293,176	7,293,176		7,335,171
Sport	67100501			5,048,000	7,313,050	7,313,050	7,293,176	7,293,176		7,335,171
CHELTUIELILE SECTIUNII DE DEZVOLTARE (cod 50.10+59.10+63.10+70.10+74.10+79.10)	4910	1,049,000	222,490	1,049,000	222,490	222,490	221,630	221,630		380,271
Partea I-a SERVICII PUBLICE GENERALE (cod 51.10+54.10)	5010	1,021,000	147,990	1,021,000	147,990	147,990	147,288	147,288		305,970
Alte servicii publice generale (cod 54.10.10+54.10.50)	5410	1,021,000	147,990	1,021,000	147,990	147,990	147,288	147,288		305,970
Alte servicii publice generale	541050	1,021,000	147,990	1,021,000	147,990	147,990	147,288	147,288		305,970
Partea III-a CHELTUIELI SOCIAL-CULTURALE (cod 65.10+66.10+67.10+68.10)	6310	28,000	74,500	28,000	74,500	74,500	74,342	74,342		74,301
Invatamant (cod 65.10.03 la 65.10.05+65.10.07+65.10.11+65.10.50)	6510		19,000		19,000	19,000	18,900	18,900		46,146
Invatamant secundar (cod 65.10.04.01 la 65.10.04.03)	651004		19,000		19,000	19,000	18,900	18,900		46,146
Invatamant secundar superior	65100402		19,000		19,000	19,000	18,900	18,900		46,146
Cultura, recreere si religie (cod 67.10.03+67.10.05+67.10.50)	6710	28,000	55,500	28,000	55,500	55,500	55,442	55,442		28,155
Servicii culturale (cod 67.10.03.03 la 67.10.03.07+67.10.03.09)	671003	28,000	28,000	28,000	28,000	28,000	27,988	27,988		16,363

A	B	1	2	3	4	5	6	7	8=6-7	9
la 67.10.03.11+67.10.03.15+67.10.03.30)										
Case de cultura	67100306	28,000	28,000	28,000	28,000	28,000	27,988	27,988		16,363
Servicii recreative si sportive (cod 67.10.05.01)	671005		27,500		27,500	27,500	27,454	27,454		11,792
Sport	67100501		27,500		27,500	27,500	27,454	27,454		11,792

Nota: Se detaliaza pe structura clasificatiei economice (Anexa 7)

Conducatorul institutiei

Conducatorul compartimentului
financiar-contabil

5010 TOTAL CHELTUIELI

Anexa 7

CONTUL DE EXECUTIE AL INSTITUTIILOR PUBLICE - CHELTUIELI

la data de 31.12.2022

Cod 21 Capitol 5010

Subcapitol

-lei-

DENUMIREA INDICATORILOR*)	Cod indicator	Credite de angajament		Credite bugetare		Angajamente bugetare	Angajamente legale	Plati efectuate	Angajamente legale de platit	Cheltuieli efective
		Initiale	Definitive	Initiale	Definitive					
A	B	1	2	3	4	5	6	7	8=6-7	9
TOTAL CHELTUIELI(SECTIUNEA DE FUNCTIONARE+SECTIUNEA DE DEZVOLTARE)		1,049,000	222,490	16,789,150	20,774,330	20,720,543	19,575,089	19,575,089		19,159,776
SECTIUNEA DE FUNCTIONARE (cod 01+79+85)				15,740,150	20,551,840	20,498,053	19,353,459	19,353,459		18,779,505
CHELTUIELI CURENTE (10+20+30+40+50+51SF+55SF+57+59)	01			15,740,150	20,589,060	20,535,273	19,390,677	19,390,677		18,779,505
TITLUL I CHELTUIELI DE PERSONAL (cod 10.01 la 10.03)	10			6,682,770	6,658,520	6,658,520	6,520,865	6,520,865		6,562,623
Cheltuieli salariale in bani (cod 10.01.01+10.01.03 la 10.01.17+10.01.29 +10.01.30)	1001			6,346,920	6,312,940	6,312,940	6,186,797	6,186,797		6,226,772
Salarii de baza	100101			5,789,280	5,756,340	5,756,340	5,660,462	5,660,462		5,694,532
Sporuri pentru conditii de munca	100105			177,360	193,860	193,860	188,279	188,279		188,948
Sporuri	100106			34,120	32,200	32,200	28,903	28,903		29,949
Fond aferent platii cu ora	100111				6,000	6,000	5,358	5,358		5,358
Drepturi de delegare	100113			9,900	4,900	4,900	2,710	2,710		2,710
Indemnizatii de hrana	100117			336,260	319,140	319,140	300,609	300,609		304,799
Alte drepturi salariale in bani	100130				500	500	476	476		476
Cheltuieli salariale in natura (cod 10.02.01 la 10.02.06+10.02.30)	1002			120,950	122,880	122,880	119,262	119,262		119,262
Vouchere de vacanta	100206			120,950	122,880	122,880	119,262	119,262		119,262
Contributii (cod 10.03.01 la 10.03.08)	1003			214,900	222,700	222,700	214,806	214,806		216,589
Contributii de asigurari sociale de stat	100301			72,500	76,400	76,400	76,271	76,271		76,287
Contributia asiguratorie pentru munca	100307			142,400	146,000	146,000	138,361	138,361		140,128
Contributii platite de angajator in numele angajatului	100308				300	300	174	174		174

A	B	1	2	3	4	5	6	7	8=6-7	9
TITLUL II BUNURI SI SERVICII (cod 20.01 la 20.06+20.09 la 20.16+20.18 la 20.25+20.27+20.30)	20			9,036,980	13,910,140	13,856,353	12,869,812	12,869,812		12,216,882
Bunuri si servicii (cod 20.01.01 la 20.01.09+20.01.30)	2001			1,804,140	2,476,260	2,467,650	2,137,140	2,137,140		1,976,327
Furnituri de birou	200101			48,500	63,900	63,900	58,937	58,937		47,864
Materiale pentru curatenie	200102			48,000	89,100	89,100	82,319	82,319		64,497
● Salzit, iluminat si forta motrica	200103			706,010	951,910	950,910	744,551	744,551		667,761
Apa, canal si salubritate	200104			198,960	196,910	195,910	182,209	182,209		164,572
Carburanti si lubrifianti	200105			32,770	53,770	53,770	43,962	43,962		36,970
Piese de schimb	200106			53,430	53,430	53,430	40,964	40,964		30,919
Transport	200107			172,350	364,550	364,550	361,500	361,500		364,465
Posta, telecomunicatii, radio, tv, internet	200108			55,530	57,130	57,130	55,812	55,812		48,986
Materiale si prestari de servicii cu caracter functional	200109			241,180	339,180	339,180	327,727	327,727		333,638
Alte bunuri si servicii pentru intretinere si functionare	200130			247,410	306,380	299,770	239,159	239,159		216,655
Reparatii curente	2002			235,890	282,860	282,380	242,956	242,956		205,299
Hrana (cod 20.03.01+20.03.02)	2003			1,912,030	4,089,280	4,064,562	3,592,170	3,592,170		3,618,716
Hrana pentru oameni	200301			1,912,030	4,089,280	4,064,562	3,592,170	3,592,170		3,618,716
Medicamente si materiale sanitare (cod 20.04.01 la 20.04.04)	2004			30,500	55,500	55,500	54,165	54,165		67,165
Medicamente	200401			25,000	46,000	46,000	45,274	45,274		59,383
Materiale sanitare	200402			5,500	9,500	9,500	8,891	8,891		7,782
Bunuri de natura obiectelor de inventar (cod 20.05.01+20.05.03+20.05.30)	2005			248,820	457,000	437,521	401,281	401,281		163,673
● forme si echipament	200501			88,610	211,340	211,340	205,649	205,649		2,529
Lenjerie si accesorii de pat	200503			10,000	10,000	10,000	10,000	10,000		
Alte obiecte de inventar	200530			150,210	235,660	216,181	185,632	185,632		161,144
Deplasari, detasari, transferari (cod 20.06.01+20.06.02)	2006			23,000	24,670	24,670	18,071	18,071		18,071
Deplasari interne, detasari, transferari	200601			23,000	24,670	24,670	18,071	18,071		18,071
Cercetare-dezvoltare	2010									30
Carti, publicatii si materiale documentare	2011			5,100	4,600	4,600	4,183	4,183		2,742
Consultanta si expertiza	2012			22,500	17,500	17,500	17,292	17,292		17,292
Pregatire profesionala	2013			18,000	19,650	19,650	10,995	10,995		10,995
Protectia muncii	2014			11,030	11,030	11,030	6,051	6,051		5,152
Alte cheltuieli (cod 20.30.01 la 20.30.04+20.30.06+20.30.07+20.30.09+20.30.30)	2030			4,725,970	6,471,790	6,471,290	6,385,508	6,385,508		6,131,420

A	B	1	2	3	4	5	6	7	8=6-7	9
Reclama si publicitate	203001			5,200	5,200	4,700	1,999	1,999		1,820
Prime de asigurare non-viata	203003			2,000	2,000	2,000	675	675		504
Alte cheltuieli cu bunuri si servicii	203030			4,718,770	6,464,590	6,464,590	6,382,834	6,382,834		6,129,096
TITLUL XI ALTE CHELTUIELI (cod 59.01+59.02+59.08+59.11+59.12+59.15+ 59.17+59.20+ 22+59.25+59.30+ 59.35+ 59.40+59.41)	59			20,400	20,400	20,400				
Sume aferente persoanelor cu handicap neincadrate	5940			20,400	20,400	20,400				
TITLUL XXI PLATI EFECTUATE IN ANII PRECEDENTI SI RECUPERATE IN ANUL CURENT(85.01)	85F				-37,220	-37,220	-37,218	-37,218		
Plati efectuate in anii precedenti si recuperate in anul curent (cod 85.01.01)	8501F				-37,220	-37,220	-37,218	-37,218		
Plati efectuate in anii precedenti si recuperate in anul curent in sectiunea de functionare a bugetului local	850101				-37,220	-37,220	-37,218	-37,218		
SECTIUNEA DE DEZVOLTARE (cod 51+55+56+58+60+61+70+81+85)		1,049,000	222,490	1,049,000	222,490	222,490	221,630	221,630		380,271
CHELTUIELI DE CAPITAL ((cod 71+72+75)	70	1,049,000	222,490	1,049,000	222,490	222,490	221,630	221,630		380,271
TITLUL XV ACTIVE NEFINANCIARE (cod 71.01 + 71.03)	71	1,049,000	222,490	1,049,000	222,490	222,490	221,630	221,630		380,271
Active fixe (cod 71.01.01 la 71.01.03+71.01.30)	7101	1,049,000	222,490	1,049,000	222,490	222,490	221,630	221,630		380,271
Masini, echipamente si mijloace de transport	710102									16,207
Mobilier, aparatura birotica si alte active corporale	710103									3,782
Alte active fixe	710130	1,049,000	222,490	1,049,000	222,490	222,490	221,630	221,630		360,282
CHELTUIELILE CURENTE (10+20+30+40+50+51+55+56+58+57+59)	84				-37,220	-37,220	-37,218	-37,218		
TITLUL XIX PLATI EFECTUATE IN ANII PRECEDENTI SI RECUPERATE IN ANUL CURENT (85.01)	85			15,740,150	20,589,060	20,535,273	19,390,677	19,390,677		18,779,505
Plati efectuate in anii precedenti si recuperate in anul curent (cod 85.01.02+85.01.05)	8501				-37,220	-37,220	-37,218	-37,218		



DIRECTOR ECONOMIC