

CONTUL DE EXECUTIE A BUGETULUI LOCAL- VENITURI

la data de 30.09.2022

Cod 20

-lei-

Denumirea indicatorilor	Cod indicator	Prevederi bugetare		Drepturi constatate			Incasari realizate	Stingeri pe alte cai decat incasari	Drepturi constatate de incasat
		Aprobate la finele perioadei de raportare	Trimestriale cumulate	Total, din care:	din anii precedenti	din anul curent			
A	B	1	2	3=4+5	4	5	6	7	8=3-6-7
VENITURI -TOTAL(cod 00.02+00.15+00.16+00.17+45.02+4602+4702+4802)	000102	248,176,990	218,959,650	189,846,638	31,256,822	158,589,816	156,226,646	5,836,145	27,783,847
VENITURI PROPRII (cod 00.02-11.02-II 37.02+ 00.15)	4990	138,002,410	124,342,210	136,410,534	24,528,296	111,882,238	110,974,750		25,435,784
I. VENITURI CURENTE (cod 00.03+00.12)	0002	170,629,460	146,805,360	157,773,181	24,528,178	133,245,003	132,337,438		25,435,743
A. VENITURI FISCALE (cod 00.04+06.02+00.09+00.10+00.11)	0003	156,243,190	133,334,640	136,199,815	14,458,460	121,741,355	120,728,646		15,471,169
A1. IMPOZIT PE VENIT, PROFIT SI CASTIGURI DIN CAPITAL (cod 00.05+00.06+00.07)	0004	93,380,390	84,491,140	69,570,997		69,570,997	69,570,997		
A1.2. IMPOZIT PE VENIT, PROFIT SI CASTIGURI DIN CAPITAL DE LA PERSOANE FIZICE( cod 03.02+04.02)	0006	93,380,390	84,491,140	69,570,997		69,570,997	69,570,997		
Impozit pe venit (cod 03.02.17+ 03.02.18)	0302	401,390	340,000	305,870		305,870	305,870		
Impozitul pe veniturile din transferul proprietatilor imobiliare din patrimoniul personal	030218	401,390	340,000	305,870		305,870	305,870		
Cote si sume defalcate din impozitul pe venit (cod 04.02.01+04.02.04)	0402	92,979,000	84,151,140	69,265,127		69,265,127	69,265,127		
Cote defalcate din impozitul pe venit	040201	90,055,000	81,958,140	67,041,566		67,041,566	67,041,566		
Sume repartizate din Fondul la dispozitia Consiliului Judetean	040205	2,924,000	2,193,000	2,223,561		2,223,561	2,223,561		
A3. IMPOZITE SI TAXE PE PROPRIETATE (cod 07.02)	0009	20,362,000	17,356,600	31,533,437	10,880,146	20,653,291	20,278,130		11,255,307
Impozite si taxe pe proprietate (07.02.01a 07.02.03+07.02.50)	0702	20,362,000	17,356,600	31,533,437	10,880,146	20,653,291	20,278,130		11,255,307
Impozit si taxa pe cladiri (cod 07.02.01.01+07.02.01.02)	070201	15,637,000	13,138,600	24,412,298	9,494,596	14,917,702	15,150,137		9,262,161
Impozit pe cladiri de la persoane fizice	07020101	5,241,000	5,063,500	6,283,869	1,080,823	5,203,046	4,977,084		1,306,785
Impozit si taxa pe cladiri de la persoane juridice	07020102	10,396,000	8,075,100	18,128,429	8,413,773	9,714,656	10,173,053		7,955,376
Impozit si taxa pe teren (cod 07.02.02.01 la 07.02.02.03)	070202	3,534,000	3,206,000	5,474,540	1,030,401	4,444,139	4,153,859		1,320,681

A	B	1.	2	3=4+5	4	5	6	7	8=3-6-7
Impozit pe terenuri de la persoane fizice	07020201	1,336,000	1,336,000	2,640,064	365,041	2,275,023	2,015,723		624,341
Impozit si taxa pe teren de la persoane juridice	07020202	1,885,000	1,604,000	2,432,970	542,841	1,890,129	1,851,895		581,075
Impozitul pe terenul extravilan*)+Restante ani anteriori din impozitul pe terenul agricol-	07020203	313,000	266,000	401,506	122,519	278,987	286,241		115,265
Taxe judiciare de timbru si alte taxe de timbru	070203	1,191,000	1,012,000	1,646,599	355,149	1,291,450	974,134		672,465
<b>4. IMPOZITE SI TAXE PE BUNURI SI SERVICII (cod 11.02+12.02+15.02+16.02)</b>	0010	42,269,800	31,290,900	34,808,409	3,528,183	31,280,226	30,657,728		4,150,681
Sume defalcate din TVA (cod 11.02.01+11.02.02+11.02.05+11.02.06+11.02.09)	1102	32,135,800	21,971,900	20,926,678		20,926,678	20,926,678		
Sume defalcate din taxa pe valoarea adaugata pentru finantarea cheltuielilor descentralizate la nivelul comunelor, oraselor, municipiilor, sectoarelor si Municipiului Bucuresti	110202	30,597,800	20,718,900	20,068,678		20,068,678	20,068,678		
Sume defalcate din taxa pe valoarea adaugata pentru drumuri	110205	7,000	7,000						
Sume defalcate din taxa pe valoarea adaugata pentru echilibrarea bugetelor locale	110206	383,000	383,000						
Sume defalcate din taxa pe valoare adaugata pentru finantarea invatamantului particular sau confesional acreditat	110209	1,148,000	863,000	858,000		858,000	858,000		
Alte impozite si taxe generale pe bunuri si servicii (cod 12.02.07)	1202	2,000	2,000	55,833	55,055	778	824		55,009
Taxe hoteliere	120207	2,000	2,000	55,833	55,055	778	824		55,009
Taxe pe servicii specifice (cod 15.02.01+15.02.50)	1502	3,000	3,000	3,788	660	3,128	3,082		706
Impozit pe spectacole	150201	3,000	3,000	3,788	660	3,128	3,082		706
Taxe pe utilizarea bunurilor, autorizarea utilizarii bunurilor sau pe desfasurarea de activitati (cod 16.02.02+16.02.03+16.02.50)	1602	10,129,000	9,314,000	13,822,110	3,472,468	10,349,642	9,727,144		4,094,966
Impozit pe mijloacele de transport (cod 16.02.02.01+16.02.02.02)	160202	7,224,000	6,639,000	10,576,967	3,460,829	7,116,138	6,496,545		4,080,422
Impozit pe mijloacele de transport detinute de persoane fizice	16020201	4,857,000	4,628,000	6,994,823	2,072,170	4,922,653	4,665,215		2,329,608
Impozit pe mijloacele de transport detinute de persoane juridice	16020202	2,367,000	2,011,000	3,582,144	1,388,659	2,193,485	1,831,330		1,750,814
Taxe si tarife pentru eliberarea de licente si autorizatii de functionare	160203	40,000	34,000	52,350		52,350	52,350		
Alte taxe pe utilizarea bunurilor, autorizarea utilizarii bunurilor sau pe desfasurarea de activitati	160250	2,865,000	2,641,000	3,192,793	11,639	3,181,154	3,178,249		14,544
<b>A6. ALTE IMPOZITE SI TAXE FISCALE (cod 18.02)</b>	0011	231,000	196,000	286,972	50,131	236,841	221,791		65,181
Alte impozite si taxe fiscale (cod 18.02.50)	1802	231,000	196,000	286,972	50,131	236,841	221,791		65,181

A	B	1	2	3=4+5	4	5	6	7	8=3-6-7
Alte impozite si taxe	180250	231,000	196,000	286,972	50,131	236,841	221,791		65,181
C. VENITURI NEFISCALE (cod 00.13+00.14)	0012	14,386,270	13,470,720	21,573,366	10,069,718	11,503,648	11,608,792		9,964,574
C1. VENITURI DIN PROPRIETATE (cod 30.02+31.02)	0013	7,478,020	7,119,470	7,020,455	500,191	6,520,264	6,222,155		798,300
Venituri din proprietate (cod 30.02.01+30.02.05+30.02.08+30.02.50)	3002	7,478,020	7,119,470	7,020,455	500,191	6,520,264	6,222,155		798,300
Venituri din concesiuni si inchirieri (cod 30.02.05.30)	300205	7,143,020	6,835,470	6,751,679	500,191	6,251,488	5,953,379		798,300
Alte venituri din concesiuni si inchirieri de catre institutiile publice	30020530	7,143,020	6,835,470	6,751,679	500,191	6,251,488	5,953,379		798,300
Venituri din dividende (cod 30.02.08.02+30.02.08.03)	300208	335,000	284,000	268,776		268,776	268,776		
Venituri din dividende de la alti platitori	30020802	335,000	284,000	268,776		268,776	268,776		
C2. VANZARI DE BUNURI SI SERVICII (cod 33.02+34.02+35.02+36.02+37.02)	0014	6,908,250	6,351,250	14,552,911	9,569,527	4,983,384	5,386,637		9,166,274
Venituri din prestari de servicii si alte activitati (cod 33.02.08+33.02.10+33.02.12+33.02.24+33.02.27+33.02.28+33.02.33+33.02.50)	3302	1,164,000	996,000	1,295,746	122,267	1,173,479	1,156,670		139,076
Contributia parintilor sau sustinatorilor legali pentru intretinerea copiilor in crese	330210	194,000	172,000	190,173		190,173	190,173		
Contributia persoanelor beneficiare ale cantinelor de ajutor social	330212	22,000	19,000	19,504		19,504	19,504		
Venituri din recuperarea cheltuielilor de judecata, imputatii si despagubiri	330228	4,000	3,000	142,172	122,267	19,905	3,096		139,076
Alte venituri din prestari de servicii si alte activitati	330250	944,000	802,000	943,897		943,897	943,897		
Venituri din taxe administrative, eliberari permise (cod 34.02.02+34.02.50)	3402	70,000	57,000	64,557		64,557	64,557		
Taxe extrajudiciare de timbru	340202	2,000	2,000	1,014		1,014	1,014		
Alte venituri din taxe administrative, eliberari permise	340250	68,000	55,000	63,543		63,543	63,543		
Amenzi, penalitati si confiscari (cod 35.02.01 la 35.02.03+35.02.50)	3502	2,870,000	2,639,000	9,165,783	6,639,219	2,526,564	2,174,215		6,991,568
Venituri din amenzi si alte sanctiuni aplicate potrivit dispozitiilor legale (cod 35.02.01.02)	350201	2,870,000	2,639,000	9,165,783	6,639,219	2,526,564	2,174,215		6,991,568
Venituri din amenzi si alte sanctiuni aplicate de catre alte institutii de specialitate	35020102	2,870,000	2,639,000	9,165,783	6,639,219	2,526,564	2,174,215		6,991,568
Diverse venituri (cod 36.02.01+36.02.05+36.02.06+36.02.07+36.02.11+36.02.14+36.02.22+36.02.23+36.02.31+36.02.32+36.02.47+36.02.50)	3602	2,313,000	2,168,000	3,535,583	2,808,041	727,542	1,499,953		2,035,630
Taxe speciale	360206	2,250,000	2,110,000	3,531,092	2,808,041	723,051	1,495,462		2,035,630
Alte venituri	360250	63,000	58,000	4,491		4,491	4,491		

A	B	1	2	3=4+5	4	5	6	7	8=3-6-7
Transferuri voluntare, altele decat subventiile (cod 37.02.01+37.02.03 la 37.02.05+37.02.50)	3702	491,250	491,250	491,242		491,242	491,242		
Donatii si sponsorizari	370201	491,250	491,250	491,242		491,242	491,242		
Varsaminte din sectiunea de functionare pentru finantarea sectiunii de dezvoltare a bugetului local (cu semnul minus)	370203	-12,122,500	-12,063,750	-7,900,000		-7,900,000	-7,900,000		
Varsaminte din sectiunea de functionare	370204	12,122,500	12,063,750	7,900,000		7,900,000	7,900,000		
<b>II. VENITURI DIN CAPITAL (cod 39.02)</b>	0015			55,273	118	55,155	55,232		41
Venituri din valorificarea unor bunuri (cod 39.02.01+39.02.03+39.02.04+ 39.02.07+39.02.10)	3902			55,273	118	55,155	55,232		41
Venituri din valorificarea unor bunuri ale institutiilor publice	390201			18,865	40	18,825	18,865		
Venituri din vanzarea locuintelor construite din fondurile statului	390203			85	78	7	44		41
Venituri din vanzarea unor bunuri apartinand domeniului privat al statului sau al unitatilor administrativ-teritoriale	390207			36,323		36,323	36,323		
<b>III. OPERATIUNI FINANCIARE (cod 40.02+41.02)</b>	0016			10,100,000		10,100,000	10,100,000		
Incasari din rambursarea imprumuturilor acordate (cod 40.02.06+40.02.07+40.02.10+40.02.11+40.02.13+40.02.14+40.02.50)	4002			10,100,000		10,100,000	10,100,000		
Sume din excedentul bugetului local utilizate pentru finantarea cheltuielilor sectiunii de dezvoltare	400214			10,100,000		10,100,000	10,100,000		
<b>IV. SUBVENTII (cod 00.18)</b>	0017	15,629,330	14,575,330	5,502,010	1,071,958	4,430,052	4,634,004		868,006
<b>SUBVENTII DE LA ALTE NIVELE ALE ADMINISTRATIEI PUBLICE (cod 42.02+43.02)</b>	0018	15,629,330	14,575,330	5,502,010	1,071,958	4,430,052	4,634,004		868,006
Subventii de la bugetul de stat (cod 42.02.01+42.02.05+42.02.10+42.02.12 la 42.02.18 la 42.02.21+42.02.28+42.02.29+42.02.32 la 42.02.36+42.02.40 la 42.02.42 la 42.02.45+42.02.51+42.02.52+ 42.02.54+42.02.55+42.02.62+42.02.65+ 42.02.66+42.02.67+42.02.69)	4202	15,494,830	14,440,830	5,502,010	1,071,958	4,430,052	4,634,004		868,006
Subventii pentru acordarea ajutorului pentru incalzirea locuintei cu lemne, carbuni, combustibili petrolieri	420234	31,250	31,250	34,404		34,404	34,404		
Subventii din bugetul de stat pentru finantarea sanatatii	420241	4,635,000	4,081,000	2,389,363	205,897	2,183,466	2,389,363		
Sume primite de administratiile locale in cadrul programelor FEAGA implementate de APIA	420242			243,071		243,071	243,071		
Subventii pentru finantarea locuintelor sociale	420255	100,000	100,000						
Finantarea Programului National de Dezvoltare Locala	420265	1,200,000	1,200,000	1,225,902		1,225,902	1,225,902		
Subventii din sume obtinute in urma scoaterii la licitatie a certificatelor de emisii de gaze cu efect de sera pentru	420267			641,837		641,837			641,837

A	B	1	2	3=4+5	4	5	6	7	8=3-6-7
finantarea proiectelor de investitii									
Subventii de la bugetul de stat catre bugetele locale necesare sustinerii derularii proiectelor finantate din fonduri externe nerambursabile (FEN) postaderare, aferente perioadei de programare 2014 - 2020	420269	9,500,000	9,000,000	938,861	866,061	72,800	712,692		226,169
Sume alocate pentru stimulentele de risc	420282	28,580	28,580	28,572		28,572	28,572		
Subventii de la alte administratii (cod. 43.02.01+43.02.04+43.02.07+43.02.08+43.02.20+43.02.21+43.02.23 +43.02.24 + 43.02.28 la 43.02.31+43.02.34)	4302	134,500	134,500						
Sume alocate din bugetul ANCPPI pentru finantarea lucrarilor de înregistrare sistematica din cadrul Programului national de cadastru si carte funciara	430234	134,500	134,500						
Alte sume primite de la UE (cod 46.02.03)	4602	216,750	216,750	341,194		341,194	341,194		
Alte sume primite din fonduri de la Uniunea Europeana pentru programele operationale finantate din cadrul financiar 2014-2020	460204	216,750	216,750	341,194		341,194	341,194		
Sume primite de la UE/alti donatori în contul platilor efectuate si prefinantari aferente cadrului financiar 2014-2020 (cod 48.02.01 la 48.02.05+48.02.11+48.02.12+48.02.15+48.02.19)	4802	61,701,450	57,362,210	16,074,980	5,656,568	10,418,412	8,758,778	5,836,145	1,480,057
Fondul European de Dezvoltare Regionala (FEDR) (cod 48.02.01.01 la 48.02.01.03)	480201	61,601,450	57,262,210	16,436,569	5,563,847	10,872,722	9,120,367	5,836,145	1,480,057
Sume primite în contul platilor efectuate în anul curent	48020101	32,101,450	31,473,780	9,835,391	5,135,302	4,700,089	2,555,095	5,836,145	1,444,151
Sume primite în contul platilor efectuate în anii anteriori	48020102	1,500,000	1,500,000	765,033	428,545	336,488	729,127		35,906
refinantare	48020103	28,000,000	24,288,430	5,836,145		5,836,145	5,836,145		
Fondul Social European (FSE) (cod 48.02.02.01 la 48.02.02.03)	480202	100,000	100,000	-361,589	92,721	-454,310	-361,589		
Sume primite în contul platilor efectuate în anul curent	48020201	50,000	50,000	-362,921	92,721	-455,642	-362,921		
Sume primite în contul platilor efectuate în anii anteriori	48020202	50,000	50,000						
Prefinantare	48020203			1,332		1,332	1,332		
VENITURILE SECTIUNII DE FUNCTIONARE (cod 00.02+00.16+00.17+4702)-TOTAL	000102	163,336,290	139,016,940	152,568,591	24,734,075	127,834,516	127,132,848		25,435,743
VENITURI PROPRII (00.02-11.02-37.02)	4990	138,002,410	124,342,210	136,355,261	24,528,178	111,827,083	110,919,518		25,435,743
I. VENITURI CURENTE (cod 00.03+00.12)	0002	158,506,960	134,741,610	149,873,181	24,528,178	125,345,003	124,437,438		25,435,743
A. VENITURI FISCALE (cod 00.04+06.02+00.09+00.10+00.11)	0003	156,243,190	133,334,640	136,199,815	14,458,460	121,741,355	120,728,646		15,471,169
A1. IMPOZIT PE VENIT, PROFIT SI CASTIGURI DIN	0004	93,380,390	84,491,140	69,570,997		69,570,997	69,570,997		

A	B	1	2	3=4+5	4	5	6	7	8=3-6-7
CAPITAL (cod 00.05+00.06+00.07)									
A1.2. IMPOZIT PE VENIT, PROFIT SI CASTIGURI DIN CAPITAL DE LA PERSOANE FIZICE( cod 03.02+04.02)	0006	93,380,390	84,491,140	69,570,997		69,570,997	69,570,997		
Impozit pe venit (cod 03.02.17+ 03.02.18)	0302	401,390	340,000	305,870		305,870	305,870		
Impozitul pe veniturile din transferul proprietatilor imobiliare din patrimoniul personal	030218	401,390	340,000	305,870		305,870	305,870		
Cote si sume defalcate din impozitul pe venit (cod 04.02.01+04.02.04)	0402	92,979,000	84,151,140	69,265,127		69,265,127	69,265,127		
Cote defalcate din impozitul pe venit	040201	90,055,000	81,958,140	67,041,566		67,041,566	67,041,566		
Sume repartizate din Fondul la dispozitia Consiliului Judetean	040205	2,924,000	2,193,000	2,223,561		2,223,561	2,223,561		
A3. IMPOZITE SI TAXE PE PROPRIETATE (cod 07.02)	0009	20,362,000	17,356,600	31,533,437	10,880,146	20,653,291	20,278,130		11,255,307
Impozite si taxe pe proprietate (cod 07.02.01 la 07.02.03+07.02.50)	0702	20,362,000	17,356,600	31,533,437	10,880,146	20,653,291	20,278,130		11,255,307
Impozit si taxa pe cladiri (cod 07.02.01.01+07.02.01.02)	070201	15,637,000	13,138,600	24,412,298	9,494,596	14,917,702	15,150,137		9,262,161
Impozit pe cladiri de la persoane fizice	07020101	5,241,000	5,063,500	6,283,869	1,080,823	5,203,046	4,977,084		1,306,785
Impozit si taxa pe cladiri de la persoane juridice	07020102	10,396,000	8,075,100	18,128,429	8,413,773	9,714,656	10,173,053		7,955,376
Impozit si taxa pe teren (cod 07.02.02.01 la 07.02.02.03)	070202	3,534,000	3,206,000	5,474,540	1,030,401	4,444,139	4,153,859		1,320,681
Impozit pe terenuri de la persoane fizice	07020201	1,336,000	1,336,000	2,640,064	365,041	2,275,023	2,015,723		624,341
Impozit si taxa pe teren de la persoane juridice	07020202	1,885,000	1,604,000	2,432,970	542,841	1,890,129	1,851,895		581,075
Impozitul pe terenul extravilan*)+Restante anii anteriori din impozitul pe terenul agricol-	07020203	313,000	266,000	401,506	122,519	278,987	286,241		115,265
Taxe judiciare de timbru si alte taxe de timbru	070203	1,191,000	1,012,000	1,646,599	355,149	1,291,450	974,134		672,465
A4. IMPOZITE SI TAXE PE BUNURI SI SERVICII (cod 11.02+12.02+15.02+16.02)	0010	42,269,800	31,290,900	34,808,409	3,528,183	31,280,226	30,657,728		4,150,681
Sume defalcate din TVA (cod 11.02.01+11.02.02+11.02.05+11.02.06+11.02.09)	1102	32,135,800	21,971,900	20,926,678		20,926,678	20,926,678		
Sume defalcate din taxa pe valoarea adaugata pentru finantarea cheltuielilor descentralizate la nivelul comunelor, oraselor, municipiilor, sectoarelor si Municipiului Bucuresti	110202	30,597,800	20,718,900	20,068,678		20,068,678	20,068,678		
Sume defalcate din taxa pe valoarea adaugata pentru drumuri	110205	7,000	7,000						
Sume defalcate din taxa pe valoarea adaugata pentru echilibrarea bugetelor locale	110206	383,000	383,000						
Sume defalcate din taxa pe valoare adaugata pentru finantarea invatamantului particular sau confesional acreditat	110209	1,148,000	863,000	858,000		858,000	858,000		
Alte impozite si taxe generale pe bunuri si servicii (cod 12.02.07)	1202	2,000	2,000	55,833	55,055	778	824		55,009

177

A	B	1	2	3=4+5	4	5	6	7	8=3-6-7
Taxe hoteliere	120207	2,000	2,000	55,833	55,055	778	824		55,009
Taxe pe servicii specifice (cod 15.02.01+15.02.50)	1502	3,000	3,000	3,788	660	3,128	3,082		706
Impozit pe spectacole	150201	3,000	3,000	3,788	660	3,128	3,082		706
Taxe pe utilizarea bunurilor, autorizarea utilizarii bunurilor sau pe desfasurarea de activitati (cod 16.02.02+16.02.03+16.02.50)	1602	10,129,000	9,314,000	13,822,110	3,472,465	10,349,642	9,727,144		4,094,966
Impozit pe mijloacele de transport (cod 16.02.02.01+16.02.02.02)	160202	7,224,000	6,639,000	10,576,967	3,460,829	7,116,138	6,496,545		4,080,422
Impozit pe mijloacele de transport detinute de persoane fizice	16020201	4,857,000	4,628,000	6,994,823	2,072,170	4,922,653	4,665,215		2,329,608
Impozit pe mijloacele de transport detinute de persoane juridice	16020202	2,367,000	2,011,000	3,582,144	1,388,659	2,193,485	1,831,330		1,750,814
Taxe si tarife pentru eliberarea de licente si autorizatii de functionare	160203	40,000	34,000	52,350		52,350	52,350		
Alte taxe pe utilizarea bunurilor, autorizarea utilizarii bunurilor sau pe desfasurarea de activitati	160250	2,865,000	2,641,000	3,192,793	11,639	3,181,154	3,178,249		14,544
<b>A6. ALTE IMPOZITE SI TAXE FISCALE (cod 18.02)</b>	0011	231,000	196,000	286,972	50,131	236,841	221,791		65,181
Alte impozite si taxe fiscale (cod 18.02.50)	1802	231,000	196,000	286,972	50,131	236,841	221,791		65,181
Alte impozite si taxe	180250	231,000	196,000	286,972	50,131	236,841	221,791		65,181
<b>C. VENITURI NEFISCALE (cod 00.13+00.14)</b>	0012	2,263,770	1,406,970	13,673,366	10,069,718	3,603,648	3,708,792		9,964,574
<b>C1. VENITURI DIN PROPRIETATE (cod 30.02+31.02)</b>	0013	7,478,020	7,119,470	7,020,455	500,191	6,520,264	6,222,155		798,300
Venituri din proprietate (cod 30.02.01+30.02.05+30.02.08+30.02.50)	3002	7,478,020	7,119,470	7,020,455	500,191	6,520,264	6,222,155		798,300
Venituri din concesiuni si inchirieri (cod 30.02.05.30)	300205	7,143,020	6,835,470	6,751,679	500,191	6,251,488	5,953,379		798,300
Alte venituri din concesiuni si inchirieri de catre institutiile publice	30020530	7,143,020	6,835,470	6,751,679	500,191	6,251,488	5,953,379		798,300
Venituri din dividende (cod 30.02.08.02+30.02.08.03)	300208	335,000	284,000	268,776		268,776	268,776		
Venituri din dividende de la alti platitori	30020802	335,000	284,000	268,776		268,776	268,776		
<b>C2. VANZARI DE BUNURI SI SERVICII (cod 33.02+34.02+35.02+36.02+37.02)</b>	0014	-5,214,250	-5,712,500	6,652,911	9,569,527	-2,916,616	-2,513,363		9,166,274
Venituri din prestari de servicii si alte activitati (cod 33.02.08+33.02.10+33.02.12+33.02.24+33.02.27+33.02.28+33.02.33+33.02.50)	3302	1,164,000	996,000	1,295,746	122,267	1,173,479	1,156,670		139,076
Contributia parintilor sau sustinatorilor legali pentru intretinerea copiilor in crese	330210	194,000	172,000	190,173		190,173	190,173		
Contributia persoanelor beneficiare ale cantinelor de ajutor social	330212	22,000	19,000	19,504		19,504	19,504		
Venituri din recuperarea cheltuielilor de judecata, imputatii si	330228	4,000	3,000	142,172	122,267	19,905	3,096		139,076

A	B	1	2	3=4+5	4	5	6	7	8=3-6-7
despagubiri									
Alte venituri din prestari de servicii si alte activitati	330250	944,000	802,000	943,897		943,897	943,897		
Venituri din taxe administrative, eliberari permise (cod 34.02.02+34.02.50)	3402	70,000	57,000	64,557		64,557	64,557		
Taxe extrajudiciare de timbru	340202	2,000	2,000	1,014		1,014	1,014		
Alte venituri din taxe administrative, eliberari permise	340250	68,000	55,000	63,543		63,543	63,543		
Amenzi, penalitati si confiscari (cod 35.02.01 la 35.02.03+35.02.50)	3502	2,870,000	2,639,000	9,165,783	6,639,219	2,526,564	2,174,215		6,991,568
Venituri din amenzi si alte sanctiuni aplicate potrivit dispozitiilor legale (cod 35.02.01.02)	350201	2,870,000	2,639,000	9,165,783	6,639,219	2,526,564	2,174,215		6,991,568
Venituri din amenzi si alte sanctiuni aplicate de catre alte institutii de specialitate	35020102	2,870,000	2,639,000	9,165,783	6,639,219	2,526,564	2,174,215		6,991,568
Diverse venituri (cod 36.02.01+36.02.05+36.02.06+36.02.11+36.02.14+36.02.32+36.02.50)	3602	2,313,000	2,168,000	3,535,583	2,808,041	727,542	1,499,953		2,035,630
Taxe speciale	360206	2,250,000	2,110,000	3,531,092	2,808,041	723,051	1,495,462		2,035,630
Alte venituri	360250	63,000	58,000	4,491		4,491	4,491		
Transferuri voluntare, altele decat subventiile (cod 37.02.01+37.02.03+37.02.50)	3702	-11,631,250	-11,572,500	-7,408,758		-7,408,758	-7,408,758		
Donatii si sponsorizari	370201	491,250	491,250	491,242		491,242	491,242		
Varsaminte din sectiunea de functionare pentru finantarea sectiunii de dezvoltare a bugetului local ( cu semnul minus)	370203	-12,122,500	-12,063,750	-7,900,000		-7,900,000	-7,900,000		
IV. SUBVENTII (cod 00.18)	0017	4,829,330	4,275,330	2,695,410	205,897	2,489,513	2,695,410		
SUBVENTII DE LA ALTE NIVELE ALE ADMINISTRATIEI PUBLICE (cod 42.02+43.02)	0018	4,829,330	4,275,330	2,695,410	205,897	2,489,513	2,695,410		
Subventii de la bugetul de stat (cod 42.02.21+42.02.28+42.02.32 la 42.02.36+ 42.02.41+ 42.02.42+42.02.44+42.02.45+ 42.02.51+ 42.02.54+42.02.66)	4202	4,694,830	4,140,830	2,695,410	205,897	2,489,513	2,695,410		
Subventii pentru acordarea ajutorului pentru incalzirea locuintei cu lemne, carbuni, combustibili petrolieri	420234	31,250	31,250	34,404		34,404	34,404		
Subventii din bugetul de stat pentru finantarea sanatatii	420241	4,635,000	4,081,000	2,389,363	205,897	2,183,466	2,389,363		
Sume primite de administratiile locale in cadrul programelor FEAGA implementate de APIA	420242			243,071		243,071	243,071		
Sume alocate pentru stimulentele de risc	420282	28,580	28,580	28,572		28,572	28,572		
Subventii de la alte administratii (cod 43.02.01 +43.02.04+43.02.07+ 43.02.08+43.02.20+43.02.21+43.02.23+43.02.24+43.02.30 +43.02.34)	4302	134,500	134,500						



175


A	B	1	2	3=4+5	4	5	6	7	8=3-6-7
Sume alocate din bugetul ANCPI pentru finantarea lucrarilor de înregistrare sistematica din cadrul Programului national de cadastru si carte funciara	430234	134,500	134,500						
VENITURILE SECTIUNII DE DEZVOLTARE (00.02+00.15+0016+00.17+45.02+48.02+4602) - TOTAL	000102	84,840,700	79,942,710	37,278,047	6,522,747	30,755,300	29,093,798	5,836,145	2,348,104
VENITURI PROPRII (cod 00.02-11.02-37.02+00.15)	4990			55,273	118	55,155	55,232		41
I. VENITURI CURENTE (cod 00.03+00.12)	0002	12,122,500	12,063,750	7,900,000		7,900,000	7,900,000		
C. VENITURI NEFISCALE (cod 00.14)	0012	12,122,500	12,063,750	7,900,000		7,900,000	7,900,000		
C2. VANZARI DE BUNURI SI SERVICII (cod 36.02+37.02)	0014	12,122,500	12,063,750	7,900,000		7,900,000	7,900,000		
Transferuri voluntare, altele decat subventiile (cod 37.02.04+37.02.05)	3702	12,122,500	12,063,750	7,900,000		7,900,000	7,900,000		
Varsaminte din sectiunea de functionare	370204	12,122,500	12,063,750	7,900,000		7,900,000	7,900,000		
II. VENITURI DIN CAPITAL (cod 39.02)	0015			55,273	118	55,155	55,232		41
Venituri din valorificarea unor bunuri (cod 39.02.01+39.02.03+39.02.04+39.02.07+39.02.10)	3902			55,273	118	55,155	55,232		41
Venituri din valorificarea unor bunuri ale institutiilor publice	390201			18,865	40	18,825	18,865		
Venituri din vanzarea locuintelor construite din fondurile statului	390203			85	78	7	44		41
Venituri din vanzarea unor bunuri apartinand domeniului privat al statului sau al unitatilor administrativ-teritoriale	390207			36,323		36,323	36,323		
III. OPERATIUNI FINANCIARE (cod 40.02+41.02)	0016			10,100,000		10,100,000	10,100,000		
Încasari din rambursarea împrumuturilor acordate (cod 40.02.13+40.02.14+40.02.16)	4002			10,100,000		10,100,000	10,100,000		
Sume din excedentul bugetului local utilizate pentru finantarea cheltuielilor sectiunii de dezvoltare	400214			10,100,000		10,100,000	10,100,000		
IV. SUBVENTII (cod 00.18)	0017	10,800,000	10,300,000	2,806,600	866,061	1,940,539	1,938,594		868,006
SUBVENTII DE LA ALTE NIVELE ALE ADMINISTRATIEI PUBLICE (cod 42.02+43.02)	0018	10,800,000	10,300,000	2,806,600	866,061	1,940,539	1,938,594		868,006
Subventii de la bugetul de stat (cod 42.02.01+42.02.05+42.02.10+42.02.12 la 42.02.18+42.02.20+ 42.02.29+42.02.40+42.02.51+42.02.52+42.02.55+ 42.02.62+42.02.65+ 42.02.67+42.02.69)	4202	10,800,000	10,300,000	2,806,600	866,061	1,940,539	1,938,594		868,006
Subventii pentru finantarea locuintelor sociale	420255	100,000	100,000						
Finantarea Programului National de Dezvoltare Locala	420265	1,200,000	1,200,000	1,225,902		1,225,902	1,225,902		
Subventii din sume obtinute în urma scoaterii la licitatie a certificatelor de emisii de gaze cu efect de sera pentru finantarea proiectelor de investitii	420267			641,837		641,837			641,837

176

A	B	1	2	3=4+5	4	5	6	7	8=3-6-7
Subventii de la bugetul de stat catre bugetele locale necesare sustinerii derularii proiectelor finantate din fonduri externe nerambursabile (FEN) postaderare, aferente perioadei de programare 2014 - 2020	420269	9,500,000	9,000,000	938,861	866,061	72,800	712,692		226,169
Alte sume primite de la UE (cod 46.02.03)	4602	216,750	216,750	341,194		341,194	341,194		
Alte sume primite din fonduri de la Uniunea Europeana pentru programele operationale finantate din cadrul financiar 2014-2020	460204	216,750	216,750	341,194		341,194	341,194		
Sume primite de la UE/alti donatori in contul platilor efectuate si prefinantari aferente cadrului financiar 2014-2020 (cod 48.02.01 la 48.02.05+48.02.11+48.02.12+48.02.15+48.02.19)	4802	61,701,450	57,362,210	16,074,980	5,656,568	10,418,412	8,758,778	5,836,145	1,480,057
Fondul European de Dezvoltare Regionala (FEDR) (cod 48.02.01.01 la 48.02.01.03)	480201	61,601,450	57,262,210	16,436,569	5,563,847	10,872,722	9,120,367	5,836,145	1,480,057
Sume primite in contul platilor efectuate in anul curent	48020101	32,101,450	31,473,780	9,835,391	5,135,302	4,700,089	2,555,095	5,836,145	1,444,151
Sume primite in contul platilor efectuate in anii anteriori	48020102	1,500,000	1,500,000	765,033	428,545	336,488	729,127		35,906
Prefinantare	48020103	28,000,000	24,288,430	5,836,145		5,836,145	5,836,145		
Fondul Social European (FSE) (cod 48.02.02.01 la 48.02.02.03)	480202	100,000	100,000	-361,589	92,721	-454,310	-361,589		
Sume primite in contul platilor efectuate in anul curent	48020201	50,000	50,000	-362,921	92,721	-455,642	-362,921		
Sume primite in contul platilor efectuate in anii anteriori	48020202	50,000	50,000						
Prefinantare	48020203			1,332		1,332	1,332		

Conducatorul institutiei 9802 = 20.999 437

Conducatorul compartimentului financiar-contabil



*[Handwritten signature]*

173

Anexa 13

## CONTUL DE EXECUTIE A BUGETULUI LOCAL- CHELTUIELI

la data de 30.09.2022

152492.339  
+ 228602

-lei-

Cod 21

Denumirea indicatorilor *)	Cod indicator	Credite de angajament		Credite bugetare		Angajamente bugetare	Angajamente legale	Plati efectuate	Angajamente legale de platit	Cheltuieli efective
		Aprobate la finele perioadei de raportare	Trimestriale cumulate	Aprobate la finele perioadei de raportare	Trimestriale cumulate					
A	B	1	2	3	4	5	6	7	8=6-7	9
TOTAL CHELTUIELI (cod 50.02+59.02+63.02+70.02+74.02+79.02)	4902	115,462,900	110,564,910	278,884,190	249,666,850	249,546,495	249,546,495	135,227,192	114,319,303	152,263,737
Partea I-a SERVICII PUBLICE GENERALE (cod 51.02+54.02+55.02+56.02)	5002	2,837,000	2,837,000	39,683,000	33,325,100	33,208,764	33,208,764	26,265,695	6,943,069	28,056,152
Autoritati publice si actiuni externe (cod 51.02.01)	5102	1,664,000	1,664,000	31,156,900	26,533,900	26,417,564	26,417,564	20,474,990	5,942,574	22,917,761
Autoritati executive si legislative (cod 51.02.01.03)	510201	1,664,000	1,664,000	31,156,900	26,533,900	26,417,564	26,417,564	20,474,990	5,942,574	22,917,761
Autoritati executive	51020103	1,664,000	1,664,000	31,156,900	26,533,900	26,417,564	26,417,564	20,474,990	5,942,574	22,917,761
Alte servicii publice generale (cod 54.02.05 la 54.02.07+54.02.10+54.02.50)	5402	1,173,000	1,173,000	4,626,100	3,981,200	3,981,200	3,981,200	2,991,830	989,370	2,326,826
Fond de rezerva bugetara la dispozitia autoritatilor locale	540205			44,000						
Servicii publice comunitare de evidenta a persoanelor	540210	105,000	105,000	1,840,000	1,459,100	1,459,100	1,459,100	1,154,296	304,804	1,163,344
Alte servicii publice generale	540250	1,068,000	1,068,000	2,742,100	2,522,100	2,522,100	2,522,100	1,837,534	684,566	1,163,482
Tranzactii privind datoria publica si imprumuturi	5502			3,900,000	2,810,000	2,810,000	2,810,000	2,798,875	11,125	2,811,565
Partea a II-a APARARE, ORDINE PUBLICA SI SIGURANTA NATIONALA (60.02+61.02)	5902	116,500	116,500	6,405,000	5,050,680	5,050,669	5,050,669	4,578,763	471,906	4,620,072
Ordine publica si siguranta nationala (cod 61.02.03 +61.02.05+61.02.50)	6102	116,500	116,500	6,405,000	5,050,680	5,050,669	5,050,669	4,578,763	471,906	4,620,072
Ordine publica (cod 61.02.03.04)	610203	116,500	116,500	6,205,000	4,850,680	4,850,669	4,850,669	4,573,650	277,019	4,614,208
Politie locala	61020304	116,500	116,500	6,205,000	4,850,680	4,850,669	4,850,669	4,573,650	277,019	4,614,208
Protectie civila si protectia contra incendiilor (protectie civila nonmilitara)	610205			200,000	200,000	200,000	200,000	5,113	194,887	5,864
Partea a III-a CHELTUIELI SOCIAL-CULTURALE( cod	6302	11,672,710	11,183,960	84,184,210	74,322,880	74,318,872	74,318,872	56,956,950	17,361,922	58,088,075

172

A	B	1	2	3	4	5	6	7	8=6-7	9
65.02+66.02+67.02+68.02)										
Invatamant (cod 65.02.03 la 65.02.05+65.02.07+65.02.11+65.02.12+65.02.50)	6502	8,376,470	8,376,470	28,904,810	26,558,210	26,556,802	26,556,802	15,965,697	10,591,105	16,594,603
Invatamant prescolar si primar (cod 65.02.03.01+65.02.03.02)	650203	533,910	533,910	3,519,060	3,141,310	3,140,805	3,140,805	2,636,768	504,037	2,375,091
Invatamant prescolar	65020301	533,910	533,910	3,519,060	3,141,310	3,140,805	3,140,805	2,636,768	504,037	2,375,091
Invatamant secundar (cod 65.02.04.01 la 65.02.04.03)	650204	1,630,200	1,630,200	17,522,470	15,659,170	15,658,271	15,658,271	10,974,109	4,684,162	11,290,494
Invatamant secundar inferior	65020401	398,000	398,000	6,283,200	5,611,500	5,611,500	5,611,500	4,012,371	1,599,129	3,986,967
Invatamant secundar superior	65020402	1,232,200	1,232,200	11,239,270	10,047,670	10,046,771	10,046,771	6,961,738	3,085,033	7,303,527
Servicii educationale complementare ( cod 65.02.12.01)	650212			302,410	302,410	302,410	302,410	302,406	4	261,250
Scoala dupa scoala	65021201			302,410	302,410	302,410	302,410	302,406	4	261,250
Învatamânt anteprescolar	650213	84,010	84,010	1,169,410	1,073,860	1,073,856	1,073,856	918,772	155,084	678,544
Alte cheltuieli in domeniul invatamantului	650250	6,128,350	6,128,350	6,391,460	6,381,460	6,381,460	6,381,460	1,133,642	5,247,818	1,989,224
Sanatate (cod 66.02.06+66.02.08+66.02.50)	6602			4,848,000	4,242,000	4,242,000	4,242,000	2,595,277	1,646,723	2,385,545
Servicii de sanatate publica	660208			3,133,000	2,532,000	2,532,000	2,532,000	1,872,860	659,140	1,871,235
Alte cheltuieli in domeniul sanatatii (cod 66.02.50.50)	660250			1,715,000	1,710,000	1,710,000	1,710,000	722,417	987,583	514,310
Alte institutii si actiuni sanitare	66025050			1,715,000	1,710,000	1,710,000	1,710,000	722,417	987,583	514,310
Cultura, recreere si religie (cod 67.02.03+67.02.05+67.02.06+67.02.50)	6702	2,750,900	2,262,150	23,615,730	21,415,360	21,415,360	21,415,360	18,067,968	3,347,392	17,622,553
Servicii culturale (cod 67.02.03.02 la 67.02.03.08+67.02.03.12+67.02.03.30)	670203	142,000	142,000	4,452,600	3,590,740	3,590,740	3,590,740	3,028,951	561,789	3,059,862
Case de cultura	67020306	28,000	28,000	3,428,000	2,701,000	2,701,000	2,701,000	2,701,000		2,701,000
Alte servicii culturale	67020330	114,000	114,000	1,024,600	889,740	889,740	889,740	327,951	561,789	358,862
Servicii recreative si sportive (cod 67.02.05.01 la 67.02.05.03)	670205	1,610,900	1,552,150	17,665,130	16,756,620	16,756,620	16,756,620	14,554,257	2,202,363	14,497,691
Sport	67020501	1,110,900	1,052,150	9,613,900	9,205,390	9,205,390	9,205,390	8,040,293	1,165,097	7,983,726
Intretinere gradini publice, parcuri, zone verzi, baze sportive si de agrement	67020503	500,000	500,000	8,051,230	7,551,230	7,551,230	7,551,230	6,513,964	1,037,266	6,513,965
Alte servicii in domeniile culturii, recreerii si religiei	670250	998,000	568,000	1,498,000	1,068,000	1,068,000	1,068,000	484,760	583,240	65,000
Asigurari si asistenta sociala (cod 68.02.04 la 68.02.06+68.02.10+68.02.11+68.02.12+68.02.15+68.02.50)	6802	545,340	545,340	26,815,670	22,107,310	22,104,710	22,104,710	20,328,008	1,776,702	21,485,374
Asistenta sociala in caz de boli si invaliditati (cod 68.02.05.02)	680205			15,810,000	12,791,000	12,791,000	12,791,000	12,232,991	558,009	13,234,920
Asistenta sociala in caz de invaliditate	68020502			15,810,000	12,791,000	12,791,000	12,791,000	12,232,991	558,009	13,234,920
Ajutoare pentru locuinte	680210			31,250	31,250	31,250	31,250	31,244	6	27,664
Alte cheltuieli în domeniul asigurarilor si asistentei sociale (cod 680250)	680250	545,340	545,340	10,974,420	9,285,060	9,282,460	9,282,460	8,063,773	1,218,687	8,222,790

A	B	1	2	3	4	5	6	7	8=6-7	9
68.02.50.50)										
Alte cheltuieli în domeniul asistentei sociale	68025050	545,340	545,340	10,974,420	9,285,060	9,282,460	9,282,460	8,063,773	1,218,687	8,222,790
Partea a IV-a SERVICII SI DEZVOLTARE PUBLICA, LOCUINTE, MEDIU SI APE (cod 70.02+74.02)	6902	35,405,660	32,996,420	59,187,210	53,263,420	53,263,420	53,263,420	22,712,810	30,550,610	22,106,086
Locuinte, servicii si dezvoltare publica (cod 70.02.03+70.02.05+70.02.07+70.02.50)	7002	34,917,190	32,507,950	48,303,740	42,685,950	42,685,950	42,685,950	13,207,165	29,478,785	12,673,856
Locuinte (cod 70.02.03.01+70.02.03.30)	700203	4,034,570	4,034,570	4,034,570	4,034,570	4,034,570	4,034,570	2,444,835	1,589,735	2,599,555
Alte cheltuieli in domeniul locuintelor	70020330	4,034,570	4,034,570	4,034,570	4,034,570	4,034,570	4,034,570	2,444,835	1,589,735	2,599,555
Iluminat public si electrificari rurale	700206	17,256,620	14,852,380	19,786,620	17,032,380	17,032,380	17,032,380	2,066,434	14,965,946	1,904,354
Alte servicii in domeniul locuintelor, serviciilor si dezvoltarii comunale	700250	13,626,000	13,621,000	24,482,550	21,619,000	21,619,000	21,619,000	8,695,896	12,923,104	8,169,947
Protectia mediului (cod 74.02.03+74.02.05+74.02.06+74.02.50)	7402	488,470	488,470	10,883,470	10,577,470	10,577,470	10,577,470	9,505,645	1,071,825	9,432,230
Reducerea si controlul poluarii	740203			150,000	144,000	144,000	144,000		144,000	
Salubritate si gestiunea deseurilor (cod 74.02.05.01+74.02.05.02)	740205	488,470	488,470	10,733,470	10,433,470	10,433,470	10,433,470	9,505,645	927,825	9,432,230
Salubritate	74020501	488,470	488,470	10,733,470	10,433,470	10,433,470	10,433,470	9,505,645	927,825	9,432,230
Partea a V-a ACTIUNI ECONOMICE (80.02+81.02+83.02+84.02+87.02)	7902	65,431,030	63,431,030	89,424,770	83,704,770	83,704,770	83,704,770	24,712,974	58,991,796	39,393,352
Agricultura, silvicultura, piscicultura si vanatoare (cod 83.02.03)	8302			800,000	650,000	650,000	650,000	591,745	58,255	584,172
Alte cheltuieli în domeniul agriculturii, silviculturii, pisciculturii și vânătoriilor	830250			800,000	650,000	650,000	650,000	591,745	58,255	584,172
Transporturi (cod 84.02.03+84.02.04+84.02.06+84.02.50)	8402	65,431,030	63,431,030	88,624,770	83,054,770	83,054,770	83,054,770	24,121,229	58,933,541	38,809,180
Transport rutier (cod 84.02.03.01 la 84.02.03.03)	840203	65,193,030	63,193,030	88,386,770	82,816,770	82,816,770	82,816,770	24,121,229	58,695,541	38,809,180
Transport in comun	84020302	75,000	75,000	17,475,000	14,475,000	14,475,000	14,475,000	11,938,395	2,536,605	11,996,594
Strazi	84020303	65,118,030	63,118,030	70,911,770	68,341,770	68,341,770	68,341,770	12,182,834	56,158,936	26,812,586
Alte cheltuieli in domeniul transporturilor	840250	238,000	238,000	238,000	238,000	238,000	238,000		238,000	
CHELTUIELILE SECTIUNII DE FUNCTIONARE (cod 50.02+59.02+63.02+70.02+74.02+79.02)	4902			163,421,290	139,101,940	139,038,585	139,038,585	118,752,708	20,285,877	114,579,394
Partea I-a SERVICII PUBLICE GENERALE (cod 51.02+54.02+55.02+56.02)	5002			36,846,000	30,488,100	30,428,764	30,428,764	25,183,603	5,245,161	25,499,344
Autoritati publice si actiuni externe (cod 51.02.01)	5102			29,492,900	24,869,900	24,783,564	24,783,564	20,092,158	4,691,406	20,400,953
Autoritati executive si legislative (cod 51.02.01.03)	510201			29,492,900	24,869,900	24,783,564	24,783,564	20,092,158	4,691,406	20,400,953
Autoritati executive	51020103			29,492,900	24,869,900	24,783,564	24,783,564	20,092,158	4,691,406	20,400,953
Alte servicii publice generale (cod 54.02.05 la	5402			3,453,100	2,808,200	2,835,200	2,835,200	2,292,570	542,630	2,286,826

A	B	1	2	3	4	5	6	7	8=6-7	9
54.02.07+54.02.10+54.02.50)										
Fond de rezerva bugetara la dispozitia autoritatilor locale	540205			44,000						
Servicii publice comunitare de evidenta a persoanelor	540210			1,735,000	1,354,100	1,354,100	1,354,100	1,154,296	199,804	1,163,344
Alte servicii publice generale	540250			1,674,100	1,454,100	1,481,100	1,481,100	1,138,274	342,826	1,123,482
Tranzactii privind datoria publica si imprumuturi	5502			3,900,000	2,810,000	2,810,000	2,810,000	2,798,875	11,125	2,811,565
Partea a II-a APARARE, ORDINE PUBLICA SI SIGURANTA NATIONALA (60.02+61.02)	5902			6,288,500	4,934,180	4,934,169	4,934,169	4,524,653	409,516	4,613,312
Ordine publica si siguranta nationala (cod 61.02.03+61.02.05+61.02.50)	6102			6,288,500	4,934,180	4,934,169	4,934,169	4,524,653	409,516	4,613,312
Ordine publica (cod 61.02.03.04)	610203			6,088,500	4,734,180	4,734,169	4,734,169	4,519,540	214,629	4,607,448
Politie locala	61020304			6,088,500	4,734,180	4,734,169	4,734,169	4,519,540	214,629	4,607,448
Protectie civila si protectia contra incendiilor (protectie civila nonmilitara)	610205			200,000	200,000	200,000	200,000	5,113	194,887	5,864
Partea a III-a CHELTUIELI SOCIAL-CULTURALE( cod 65.02+66.02+67.02+68.02)	6302			72,511,500	63,138,920	63,134,912	63,134,912	53,927,042	9,207,870	55,501,185
Invatamant (cod 65.02.03 la 65.02.05+65.02.07+65.02.11+65.02.12+65.02.50)	6502			20,528,340	18,181,740	18,180,332	18,180,332	13,607,560	4,572,772	14,203,016
Invatamant prescolar si primar (cod 65.02.03.01+65.02.03.02)	650203			2,985,150	2,607,400	2,606,895	2,606,895	2,243,529	363,366	2,272,897
Invatamant prescolar	65020301			2,985,150	2,607,400	2,606,895	2,606,895	2,243,529	363,366	2,272,897
Invatamant secundar (cod 65.02.04.01 la 65.02.04.03)	650204			15,892,270	14,028,970	14,028,071	14,028,071	10,205,137	3,822,934	10,988,818
Invatamant secundar inferior	65020401			5,885,200	5,213,500	5,213,500	5,213,500	3,844,755	1,368,745	3,954,525
Invatamant secundar superior	65020402			10,007,070	8,815,470	8,814,571	8,814,571	6,360,382	2,454,189	7,034,293
Servicii educationale complementare ( cod 65.02.12.01)	650212			302,410	302,410	302,410	302,410	302,406	4	261,250
Scoala dupa scoala	65021201			302,410	302,410	302,410	302,410	302,406	4	261,250
Învatamânt anteprescolar	650213			1,085,400	989,850	989,846	989,846	845,984	143,862	669,546
Alte cheltuieli in domeniul invatamantului	650250			263,110	253,110	253,110	253,110	10,504	242,606	10,505
Sanatate (cod 66.02.06+66.02.08+66.02.50)	6602			4,848,000	4,242,000	4,242,000	4,242,000	2,595,277	1,646,723	2,382,359
Servicii de sanatate publica	660208			3,133,000	2,532,000	2,532,000	2,532,000	1,872,860	659,140	1,868,049
Alte cheltuieli in domeniul sanatatii (cod 66.02.50.50)	660250			1,715,000	1,710,000	1,710,000	1,710,000	722,417	987,583	514,310
Alte institutii si actiuni sanitare	66025050			1,715,000	1,710,000	1,710,000	1,710,000	722,417	987,583	514,310
Cultura, recreere si religie (cod 67.02.03+67.02.05+67.02.06+67.02.50)	6702			20,864,830	19,153,210	19,153,210	19,153,210	17,510,021	1,643,189	17,593,685
Servicii culturale (cod 67.02.03.02 la 67.02.03.08+67.02.03.12+67.02.03.30)	670203			4,310,600	3,448,740	3,448,740	3,448,740	2,986,064	462,676	3,030,994

A	B	1	2	3	4	5	6	7	8=6-7	9
Case de cultura	67020306			3,400,000	2,673,000	2,673,000	2,673,000	2,673,000		2,673,000
Alte servicii culturale	67020330			910,600	775,740	775,740	775,740	313,064	462,676	357,994
Servicii recreative si sportive (cod 67.02.05.01 la 67.02.05.03)	670205			16,054,230	15,204,470	15,204,470	15,204,470	14,489,457	715,013	14,497,691
Sport	67020501			8,503,000	8,153,240	8,153,240	8,153,240	7,975,493	177,747	7,983,726
Întretinere gradini publice, parcuri, zone verzi, baze sportive si terenuri de agrement	67020503			7,551,230	7,051,230	7,051,230	7,051,230	6,513,964	537,266	6,513,966
Alte servicii in domeniile culturii, recreerii si religiei	670250			500,000	500,000	500,000	500,000	34,500	465,500	65,000
Asigurari si asistenta sociala (cod 68.02.04 la 68.02.06 +68.02.10+68.02.11+68.02.12+68.02.15+68.02.50)	6802			26,270,330	21,561,970	21,559,370	21,559,370	20,214,184	1,345,186	21,322,125
Asistenta sociala in caz de boli si invaliditati (cod 68.02.05.02)	680205			15,810,000	12,791,000	12,791,000	12,791,000	12,232,991	558,009	13,234,920
Asistenta sociala in caz de invaliditate	68020502			15,810,000	12,791,000	12,791,000	12,791,000	12,232,991	558,009	13,234,920
Ajutoare pentru locuinte	680210			31,250	31,250	31,250	31,250	31,244	6	27,664
Alte cheltuieli în domeniul asigurarilor si asistentei sociale (cod 68.02.50.50)	680250			10,429,080	8,739,720	8,737,120	8,737,120	7,949,949	787,171	8,059,541
Alte cheltuieli în domeniul asistentei sociale	68025050			10,429,080	8,739,720	8,737,120	8,737,120	7,949,949	787,171	8,059,541
Partea a IV-a SERVICII SI DEZVOLTARE PUBLICA, LOCUINTE, MEDIU SI APE (cod 70.02+74.02)	6902			23,781,550	20,267,000	20,267,000	20,267,000	18,650,089	1,616,911	13,294,882
Locuinte, servicii si dezvoltare publica (cod 70.02.03+70.02.05 la 70.02.07+70.02.50)	7002			13,386,550	10,178,000	10,178,000	10,178,000	9,207,516	970,484	4,188,428
Iluminat public si electrificari rurale	700206			2,530,000	2,180,000	2,180,000	2,180,000	1,669,792	510,208	1,904,354
Alte servicii in domeniul locuintelor, serviciilor si dezvoltarii comunale	700250			10,856,550	7,998,000	7,998,000	7,998,000	7,537,724	460,276	2,284,074
Protectia mediului (cod 74.02.03+74.02.05+74.02.06+74.02.50)	7402			10,395,000	10,089,000	10,089,000	10,089,000	9,442,573	646,427	9,106,454
Reducerea si controlul poluarii	740203			150,000	144,000	144,000	144,000		144,000	
Salubritate si gestiunea deseurilor (cod 74.02.05.01+74.02.05.02)	740205			10,245,000	9,945,000	9,945,000	9,945,000	9,442,573	502,427	9,106,454
Salubritate	74020501			10,245,000	9,945,000	9,945,000	9,945,000	9,442,573	502,427	9,106,454
Partea a V-a ACTIUNI ECONOMICE (80.02+81.02+83.02+84.02+87.02)	7902			23,993,740	20,273,740	20,273,740	20,273,740	16,467,321	3,806,419	15,670,671
Agricultura, silvicultura, piscicultura si vanatoare (cod 83.02.03)	8302			800,000	650,000	650,000	650,000	591,745	58,255	584,172
Alte cheltuieli în domeniul agriculturii, silviculturii, pisciculturii si vanatoriei	830250			800,000	650,000	650,000	650,000	591,745	58,255	584,172
Transporturi (cod 84.02.03+84.02.04+84.02.06+84.02.50)	8402			23,193,740	19,623,740	19,623,740	19,623,740	15,875,576	3,748,164	15,086,499
Transport rutier (cod 84.02.03.01 la cod 84.02.03.03)	840203			23,193,740	19,623,740	19,623,740	19,623,740	15,875,576	3,748,164	15,086,499

A	B	1	2	3	4	5	6	7	8=6-7	9
Transport in comun	84020302			17,400,000	14,400,000	14,400,000	14,400,000	11,912,547	2,487,453	10,787,352
Strazi	84020303			5,793,740	5,223,740	5,223,740	5,223,740	3,963,029	1,260,711	4,299,147
CHELTUIELILE SECTIUNII DE DEZVOLTARE (cod 50.02+59.02+63.02+70.02+74.02+79.02)	4902	115,462,900	110,564,910	115,462,900	110,564,910	110,507,910	110,507,910	16,474,484	94,033,426	37,684,343
Partea I-a SERVICII PUBLICE GENERALE (cod 51.02+54.02)	5002	2,837,000	2,837,000	2,837,000	2,837,000	2,780,000	2,780,000	1,082,092	1,697,908	2,556,808
Autoritati publice si actiuni externe (cod 51.02.01)	5102	1,664,000	1,664,000	1,664,000	1,664,000	1,634,000	1,634,000	382,832	1,251,168	2,516,808
Autoritati executive si legislative (cod 51.02.01.03)	510201	1,664,000	1,664,000	1,664,000	1,664,000	1,634,000	1,634,000	382,832	1,251,168	2,516,808
Autoritati executive	51020103	1,664,000	1,664,000	1,664,000	1,664,000	1,634,000	1,634,000	382,832	1,251,168	2,516,808
Alte servicii publice generale (cod 54.02.05 la 54.02.07+54.02.10+54.02.50)	5402	1,173,000	1,173,000	1,173,000	1,173,000	1,146,000	1,146,000	699,260	446,740	40,000
Servicii publice comunitare de evidenta a persoanelor	540210	105,000	105,000	105,000	105,000	105,000	105,000		105,000	
Alte servicii publice generale	540250	1,068,000	1,068,000	1,068,000	1,068,000	1,041,000	1,041,000	699,260	341,740	40,000
Partea a II-a APARARE, ORDINE PUBLICA SI SIGURANTA NATIONALA (60.02+61.02)	5902	116,500	116,500	116,500	116,500	116,500	116,500	54,110	62,390	6,760
Ordine publica si siguranta nationala (cod 61.02.03+61.02.05+61.02.50)	6102	116,500	116,500	116,500	116,500	116,500	116,500	54,110	62,390	6,760
Ordine publica (cod 61.02.03.04)	610203	116,500	116,500	116,500	116,500	116,500	116,500	54,110	62,390	6,760
Politie locala	61020304	116,500	116,500	116,500	116,500	116,500	116,500	54,110	62,390	6,760
Partea a III-a CHELTUIELI SOCIAL-CULTURALE (cod 65.02+66.02+67.02+68.02)	6302	11,672,710	11,183,960	11,672,710	11,183,960	11,183,960	11,183,960	3,029,908	8,154,052	2,586,890
Invatamant (cod 65.02.03 la 65.02.05+65.02.07+65.02.11+65.02.50)	6502	8,376,470	8,376,470	8,376,470	8,376,470	8,376,470	8,376,470	2,358,137	6,018,333	2,391,587
Invatamant prescolar si primar (cod 65.02.03.01+65.02.03.02)	650203	533,910	533,910	533,910	533,910	533,910	533,910	393,239	140,671	102,194
Invatamant prescolar	65020301	533,910	533,910	533,910	533,910	533,910	533,910	393,239	140,671	102,194
Invatamant secundar (cod 65.02.04.01 la 65.02.04.03)	650204	1,630,200	1,630,200	1,630,200	1,630,200	1,630,200	1,630,200	768,972	861,228	301,676
Invatamant secundar inferior	65020401	398,000	398,000	398,000	398,000	398,000	398,000	167,616	230,384	32,442
Invatamant secundar superior	65020402	1,232,200	1,232,200	1,232,200	1,232,200	1,232,200	1,232,200	601,356	630,844	269,234
Invatamant anteprescolar	650213	84,010	84,010	84,010	84,010	84,010	84,010	72,788	11,222	8,998
Alte cheltuieli in domeniul invatamantului	650250	6,128,350	6,128,350	6,128,350	6,128,350	6,128,350	6,128,350	1,123,138	5,005,212	1,978,719
Sanatate (cod 66.02.06+66.02.08+66.02.50)	6602									3,186
Servicii de sanatate publica	660208									3,186
Cultura, recreere si religie (cod 67.02.03+67.02.05+67.02.06+67.02.50)	6702	2,750,900	2,262,150	2,750,900	2,262,150	2,262,150	2,262,150	557,947	1,704,203	28,868
Servicii culturale (cod 67.02.03.02 la	670203	142,000	142,000	142,000	142,000	142,000	142,000	42,887	99,113	28,868



A	B	1	2	3	4	5	6	7	8=6-7	9
67.02.03.08+67.02.03.12+67.02.03.30)										
Case de cultura	67020305	28,000	28,000	28,000	28,000	28,000	28,000	28,000		28,000
Alte servicii culturale	67020330	114,000	114,000	114,000	114,000	114,000	114,000	14,887	99,113	868
Servicii recreative si sportive (cod 67.02.05.01 la 67.02.05.03)	670205	1,610,900	1,552,150	1,610,900	1,552,150	1,552,150	1,552,150	64,800	1,487,350	
Sport	67020501	1,110,900	1,052,150	1,110,900	1,052,150	1,052,150	1,052,150	64,800	987,350	
Intretinere gradini publice, parcuri, zone verzi, baze sportive si de agrement	67020503	500,000	500,000	500,000	500,000	500,000	500,000		500,000	
Alte servicii in domeniile culturii, recreerii si religiei	670250	998,000	568,000	998,000	568,000	568,000	568,000	450,260	117,740	
Asigurari si asistenta sociala (cod 68.02.04 la 68.02.06+68.02.10+68.02.11+68.02.12+68.02.15+68.02.50)	6802	545,340	545,340	545,340	545,340	545,340	545,340	113,824	431,516	163,249
Alte cheltuieli in domeniul asigurarilor si asistentei sociale (cod 68.02.50.50)	680250	545,340	545,340	545,340	545,340	545,340	545,340	113,824	431,516	163,249
Alte cheltuieli in domeniul asistentei sociale	68025050	545,340	545,340	545,340	545,340	545,340	545,340	113,824	431,516	163,249
Partea a IV-a SERVICII SI DEZVOLTARE PUBLICA, LOCUINTE, MEDIU SI APE (cod 70.02+74.02)	6902	35,405,660	32,996,420	35,405,660	32,996,420	32,996,420	32,996,420	4,062,721	28,933,699	8,811,204
Locuinte, servicii si dezvoltare publica (cod 70.02.03+70.02.05 la 70.02.07+70.02.50)	7002	34,917,190	32,507,950	34,917,190	32,507,950	32,507,950	32,507,950	3,999,649	28,508,301	8,485,428
Locuinte (cod 70.02.03.01+70.02.03.30)	700203	4,034,570	4,034,570	4,034,570	4,034,570	4,034,570	4,034,570	2,444,835	1,589,735	2,599,558
Alte cheltuieli in domeniul locuintelor	70020330	4,034,570	4,034,570	4,034,570	4,034,570	4,034,570	4,034,570	2,444,835	1,589,735	2,599,558
Iluminat public si electrificari rurale	700206	17,256,620	14,852,380	17,256,620	14,852,380	14,852,380	14,852,380	396,642	14,455,738	
Alte servicii in domeniul locuintelor, serviciilor si dezvoltarii comunale	700250	13,626,000	13,621,000	13,626,000	13,621,000	13,621,000	13,621,000	1,158,172	12,462,828	5,885,873
Protectia mediului (cod 74.02.03+74.02.05+74.02.06+74.02.50)	7402	488,470	488,470	488,470	488,470	488,470	488,470	63,072	425,398	325,776
Salubritate si gestiunea deseurilor (cod 74.02.05.01+74.02.05.02)	740205	488,470	488,470	488,470	488,470	488,470	488,470	63,072	425,398	325,776
Salubritate	74020501	488,470	488,470	488,470	488,470	488,470	488,470	63,072	425,398	325,776
Partea aV-a ACTIUNI ECONOMICE (80.02+81.02+83.02+84.02+87.02)	7902	65,431,030	63,431,030	65,431,030	63,431,030	63,431,030	63,431,030	8,245,653	55,185,377	23,722,681
Transporturi (cod 84.02.03+84.02.06+84.02.50)	8402	65,431,030	63,431,030	65,431,030	63,431,030	63,431,030	63,431,030	8,245,653	55,185,377	23,722,681
Transport rutier (cod 84.02.03.01 la 84.02.03.05)	840203	65,193,030	63,193,030	65,193,030	63,193,030	63,193,030	63,193,030	8,245,653	54,947,377	23,722,681
Transport in comun	84020302	75,000	75,000	75,000	75,000	75,000	75,000	25,848	49,152	1,209,242
Strazi	84020303	65,118,030	63,118,030	65,118,030	63,118,030	63,118,030	63,118,030	8,219,805	54,898,225	22,513,439
Alte cheltuieli in domeniul transporturilor	840250	238,000	238,000	238,000	238,000	238,000	238,000		238,000	



PRIMAR

DIRECTOR ECONOMIC

## CONTUL DE EXECUTIE AL INSTITUTIILOR PUBLICE - CHELTUIELI

la data de 30.09.2022

Cod 21 Capitol 5002

Subcapitol

-lei-

DENUMIREA INDICATORILOR*)	Cod indicator	Credite de angajament		Credite bugetare		Angajamente bugetare	Angajamente legale	Plati efectuate	Angajamente legale de platit	Cheltuieli efective
		Aprobate la finele perioadei de raportare	Trimestriale cumulate	Aprobate la finele perioadei de raportare	Trimestriale cumulate					
A	B	1	2	3	4	5	6	7	8=6-7	9
TOTAL CHELTUIELI(SECTIUNEA DE FUNCTIONARE+SECTIUNEA DE DEZVOLTARE)		115,462,900	110,564,910	278,884,190	249,666,850	249,546,495	249,546,495	135,227,192	114,319,303	152,263,737
SECTIUNEA DE FUNCTIONARE (cod 01+79+85)				163,421,290	139,101,940	139,038,585	139,038,585	118,752,708	20,285,877	114,579,394
CHELTUIELI CURENTE (10+20+30+40+50+51SF+55SF+57+59)	01			155,764,140	133,544,790	133,571,286	133,571,286	113,743,848	19,827,438	114,579,394
TITLUL I CHELTUIELI DE PERSONAL (cod 10.01 la10.03)	10			51,650,990	42,106,200	42,106,200	42,106,200	37,163,774	4,942,426	37,251,996
Cheltuieli salariale in bani ( cod 10.01.01+10.01.03 la 10.01.08 +10.01.10 la 10.01.16 +10.01.30)	1001			49,172,240	39,881,400	39,881,400	39,881,400	35,183,965	4,697,435	35,271,557
Salarii de baza	100101			45,284,330	36,760,280	36,760,280	36,760,280	32,508,526	4,251,754	32,640,166
Sporuri pentru conditii de munca	100105			315,000	246,000	246,000	246,000	194,609	51,391	197,651
Alte sporuri	100106			470,580	358,160	358,160	358,160	250,801	107,359	233,880
Fond aferent platii cu ora	100111			295,750	295,750	295,750	295,750	295,750		255,500
Indemnizatii platite unor persoane din afara unitatii	100112			485,200	362,650	362,650	362,650	307,807	54,843	309,147
Indemnizatii de delegare	100113			13,800	11,880	11,880	11,880	1,140	10,740	1,140
Indemnizatii de hrana	100117			2,225,000	1,764,100	1,764,100	1,764,100	1,571,801	192,299	1,581,132
Stimulentul de risc	100129			28,580	28,580	28,580	28,580	28,572	8	28,572
Alte drepturi salariale in bani	100130			54,000	54,000	54,000	54,000	24,959	29,041	24,369
Cheltuieli salariale in natura ( cod 10.02.01 la 10.02.06+10.02.30)	1002			1,211,000	1,211,000	1,211,000	1,211,000	1,054,665	156,335	1,055,754
Norme de hrana	100202			250,000	250,000	250,000	250,000	249,304	696	249,304
Transportul la si de la locul de munca	100205			179,000	179,000	179,000	179,000	106,414	72,586	106,414
Tichete de vacanta	100206			782,000	782,000	782,000	782,000	698,947	83,053	700,036

165

A	B	1	2	3	4	5	6	7	8=6-7	9
Contributii (cod 10.03.01 la 10.03.06)	1003			1,267,750	1,013,800	1,013,800	1,013,800	925,144	88,656	924,685
Contributii de asigurari sociale de stat	100301			106,000	106,000	106,000	106,000	105,692	308	105,692
Contributii de asigurari de somaj	100302			3,420	3,420	3,420	3,420	3,297	123	3,297
Contributii de asigurari sociale de sanatate	100303			35,740	35,740	35,740	35,740	34,785	955	34,785
Contributii de asigurari pentru accidente de munca si boli profesionale	100304			1,650	1,650	1,650	1,650	1,004	646	1,004
Contributii pentru concedii si indemnizatii	100306			6,030	6,030	6,030	6,030	5,846	184	5,846
Contributia asiguratorie pentru munca	100307			1,114,910	860,960	860,960	860,960	774,520	86,440	774,061
TITLUL II BUNURI SI SERVICII (cod 20.01 la 20.06+20.09 la 20.16+20.18 la 20.25+20.27+20.30)	20			48,398,800	44,577,350	44,581,846	44,581,846	35,916,649	8,665,197	36,804,953
Bunuri si servicii (cod 20.01.01 la 20.01.09+20.01.30)	2001			30,407,600	28,433,350	28,437,846	28,437,846	24,637,392	3,800,454	24,544,146
Furnituri de birou	200101			525,900	472,200	474,200	474,200	331,361	142,839	403,418
Materiale pentru curatenie	200102			366,030	325,900	328,400	328,400	205,392	123,008	250,663
Incalzit, iluminat si forta motrica	200103			7,150,190	6,614,690	6,614,690	6,614,690	5,278,036	1,336,654	5,396,874
Apa, canal si salubritate	200104			765,750	674,960	674,960	674,960	531,559	143,401	526,721
Carburanti si lubrifianti	200105			159,450	133,500	133,500	133,500	115,501	17,999	119,153
Piese de schimb	200106			47,000	40,000	40,000	40,000	32,204	7,796	35,150
Transport	200107			48,480	48,480	48,480	48,480	38,652	9,828	38,652
Posta, telecomunicatii, radio, tv, internet	200108			538,840	438,530	438,530	438,530	389,065	49,465	424,100
Materiale si prestari de servicii cu caracter functional	200109			2,143,220	2,078,210	2,078,210	2,078,210	1,073,937	1,004,273	891,045
Alte bunuri si servicii pentru intretinere si functionare	200130			18,662,740	17,606,880	17,606,876	17,606,876	16,641,685	965,191	16,458,370
Reparatii curente	2002			7,312,050	6,622,050	6,622,050	6,622,050	4,627,656	1,994,394	4,965,716
Hrana (cod 20.03.01+20.03.02)	2003			864,000	823,000	823,000	823,000	773,347	49,653	792,596
Hrana pentru oameni	200301			864,000	823,000	823,000	823,000	773,347	49,653	792,596
Medicamente si materiale sanitare (cod 20.04.01 la 20.04.04)	2004			100,430	100,430	100,430	100,430	19,070	81,360	18,006
Medicamente	200401			29,030	29,030	29,030	29,030	4,895	24,135	4,803
Materiale sanitare	200402			67,400	67,400	67,400	67,400	13,260	54,140	12,594
Dezinfectanti	200404			4,000	4,000	4,000	4,000	915	3,085	609
Bunuri de natura obiectelor de inventar (cod 20.05.01+20.05.03+20.05.30)	2005			700,970	650,930	650,930	650,930	384,251	266,679	724,248
Uniforme si echipament	200501			83,440	64,400	64,400	64,400	60,724	3,676	77,568
Lenjerie si accesorii de pat	200503			2,000	2,000	2,000	2,000	1,997	3	2,609
Alte obiecte de inventar	200530			615,530	584,530	584,530	584,530	321,530	263,000	644,071

165

A	B	1	2	3	4	5	6	7	8=6-7	9
Deplasari, detasari, transferari (cod 20.06.01+20.06.02)	2006			60,900	60,900	60,900	60,900	29,591	31,309	30,748
Deplasari interne, detasari, transferari	200601			50,900	50,900	50,900	50,900	28,872	22,028	30,088
Deplasari in strainatate	200602			10,000	10,000	10,000	10,000	719	9,281	660
Materiale de laborator	2009									531
Arti, publicatii si materiale documentare	2011			73,980	55,180	55,180	55,180	13,913	41,267	12,584
Pregatire profesionala	2013			135,270	128,670	128,670	128,670	53,391	75,279	54,241
Protectia muncii	2014			52,370	41,410	41,410	41,410	25,339	16,071	29,908
Cheltuieli judiciare si extrajudiciare derivate din actiuni in reprezentarea intereselor statului, potrivit dispozitiilor legale	2025			379,400	378,150	378,150	378,150	287,121	91,029	286,050
Alte cheltuieli (cod 20.30.01 la 20.30.04+20.30.06+20.30.07+20.30.09+20.30.30)	2030			8,311,830	7,283,280	7,283,280	7,283,280	5,065,578	2,217,702	5,346,179
Reclama si publicitate	203001			58,500	53,500	53,500	53,500	25,871	27,629	25,146
Protocol si reprezentare	203002			21,500	21,500	21,500	21,500	14,986	6,514	15,183
Prime de asigurare non-viata	203003			20,000	15,000	15,000	15,000	11,358	3,642	11,358
Chirii	203004			102,000	76,500	76,500	76,500	76,500		76,500
Alte cheltuieli cu bunuri si servicii	203030			8,109,830	7,116,780	7,116,780	7,116,780	4,936,863	2,179,917	5,217,992
TITLUL III DOBANZI (cod 30.01 la 30.03)	30			3,900,000	2,810,000	2,810,000	2,810,000	2,798,875	11,125	2,811,565
Dobanzi aferente datoriei publice interne (cod 30.01.01+30.01.02)	3001			3,900,000	2,810,000	2,810,000	2,810,000	2,798,875	11,125	2,811,565
Dobanzi aferente creditelor interne garantate	300102			3,900,000	2,810,000	2,810,000	2,810,000	2,798,875	11,125	2,811,565
TITLUL IV SUBVENTII (cod 40.03+40.20+ 40.30)	40			17,436,000	14,431,000	14,431,000	14,431,000	11,934,493	2,496,507	10,809,298
Subventii pentru acoperirea diferentelor de pret si tarif	4003			17,400,000	14,400,000	14,400,000	14,400,000	11,912,547	2,487,453	10,787,352
Alte subventii	4030			36,000	31,000	31,000	31,000	21,946	9,054	21,946
TITLUL V FONDURI DE REZERVA (cod 50.04)	50			44,000						
Fond de rezerva bugetara la dispozitia autoritatilor locale	5004			44,000						
TITLUL VI TRANSFERURI INTRE UNITATI ALE ADMINISTRATIEI PUBLICE (cod 51.01) (cod 51.01)	51			10,753,000	9,889,340	9,916,340	9,916,340	9,661,340	255,000	9,661,340
Transferuri curente (cod 51.01.01+51.01.03+51.01.05+ 51.01.14+51.01.15+ 51.01.24 +51.01.26 +51.01.31+51.01.39+ 51.01.46+51.01.49+51.01.60+51.01.61+51.01.64)	5101			10,753,000	9,889,340	9,916,340	9,916,340	9,661,340	255,000	9,661,340
Transferuri catre institutii publice	510101			10,753,000	9,889,340	9,916,340	9,916,340	9,661,340	255,000	9,661,340
TITLUL VII ALTE TRANSFERURI (cod 55.01+ 55.02)	55			1,148,000	863,000	858,000	858,000	858,000		858,000
Transferuri interne (cod	5501			1,148,000	863,000	858,000	858,000	858,000		858,000

163

A	B	1	2	3	4	5	6	7	8=6-7	9
55.01.18+55.01.46+55.01.63+55.01.65+55.01.73 + 55.01.84)										
Finantarea invatamantului particular sau confesional acreditat	550163			1,148,000	863,000	858,000	858,000	858,000		858,000
TITLUL IX ASISTENTA SOCIALA (cod 57.02)	57			11,500,250	9,419,000	9,419,000	9,419,000	8,499,829	919,171	9,472,734
Ajutoare sociale (cod 57.02.01 la 57.02.05)	5702			11,500,250	9,419,000	9,419,000	9,419,000	8,499,829	919,171	9,472,734
Ajutoare sociale in numerar	570201			11,460,250	9,389,000	9,389,000	9,389,000	8,490,264	898,736	9,463,141
Ajutoare sociale in natura	570202									28
Tichete de cresa	570203			40,000	30,000	30,000	30,000	9,565	20,435	9,565
TITLUL XI ALTE CHELTUIELI (cod 59.01+59.02+59.08+59.11+59.12+59.15+ 59.17+59.20+59.22+59.25+59.30+ 59.35+ 59.40+59.41)	59			10,848,100	9,363,900	9,363,900	9,363,900	6,910,888	2,453,012	6,909,508
Burse	5901			8,613,000	7,405,800	7,405,800	7,405,800	5,333,331	2,072,469	5,333,331
Ajutoare pentru daune provocate de calamitatile naturale	5902			7,000	7,000	7,000	7,000		7,000	
Asociatii si fundatii	5911			2,213,100	1,936,100	1,936,100	1,936,100	1,574,682	361,418	1,573,302
Sume aferente persoanelor cu handicap neincadrate	5940			15,000	15,000	15,000	15,000	2,875	12,125	2,875
OPERATIUNI FINANCIARE (cod 80+81)	79			7,815,000	5,715,000	5,715,000	5,715,000	5,256,561	458,439	
TITLUL XVII RAMBURSARI DE CREDITE (cod 81.01+81.02)	81			7,815,000	5,715,000	5,715,000	5,715,000	5,256,561	458,439	
Rambursari de credite interne (cod 81.02.01+81.02.02+81.02.05)	8102			7,815,000	5,715,000	5,715,000	5,715,000	5,256,561	458,439	
Rambursari de credite aferente datoriei publice interne locale	810205								458,439	
Rambursari de credite aferente datoriei publice interne locale	810205			7,815,000	5,715,000	5,715,000	5,715,000	5,256,561	458,439	
TITLUL XIX PLATI EFECTUATE IN ANII PRECEDENTI SI RECUPERATE IN ANUL CURENT(85.01)	85F			-157,850	-157,850	-247,701	-247,701	-247,701		
Plati efectuate in anii precedenti si recuperate in anul curent (cod 85.01.01)	8501F			-157,850	-157,850	-247,701	-247,701	-247,701		
Plati efectuate in anii precedenti si recuperate in anul curent in sectiunea de functionare a bugetului local	850101			-157,850	-157,850	-247,701	-247,701	-247,701		
SECTIUNEA DE DEZVOLTARE (cod 51+55+56+58+70+81+85)		115,462,900	110,564,910	115,462,900	110,564,910	110,507,910	110,507,910	16,474,484	94,033,426	37,684,343
TITLUL VI TRANSFERURI INTRE UNITATI ALE ADMINISTRATIEI PUBLICE (cod 51.02)	51	185,000	185,000	185,000	185,000	158,000	158,000	68,000	90,000	68,000
Transferuri de capital (cod 51.02.12+51.02.28+51.02.29)	5102	185,000	185,000	185,000	185,000	158,000	158,000	68,000	90,000	68,000
Alte transferuri de capital catre institutii publice	510229	185,000	185,000	185,000	185,000	158,000	158,000	68,000	90,000	68,000
TITLUL X Proiecte cu finantare din fonduri externe nerambursabile aferente cadrului financiar 2014-2020 (cod	58	90,430,250	86,026,010	90,430,250	86,026,010	86,026,010	86,026,010	8,508,211	77,517,799	6,872,804

152

A	B	1	2	3	4	5	6	7	8=6-7	9
58.01 la 58.05+58.11+58.12+58.15+58.16+58.30)										
Programe din Fondul European de Dezvoltare Regionala (FEDR) (cod 58.01.01 la 58.01.03)	5801	90,303,410	85,899,170	90,303,410	85,899,170	85,899,170	85,899,170	8,418,711	77,480,459	6,048,773
Finantarea nationala	580101	13,900,420	13,239,780	13,900,420	13,239,780	13,239,780	13,239,780	1,141,339	12,098,441	1,859,347
Finantarea externa nerambursabila	580102	76,402,490	72,658,890	76,402,490	72,658,890	72,658,890	72,658,890	7,277,372	65,381,518	4,189,426
Cheltuieli neeligibile	580103	500	500	500	500	500	500		500	
Programe din Fondul Social European (FSE) (cod 58.02.01 la 58.02.03)	5802	126,840	126,840	126,840	126,840	126,840	126,840	89,500	37,340	824,031
Finantarea nationala	580201	21,810	21,810	21,810	21,810	21,810	21,810	13,425	8,385	773,391
Finantarea externa nerambursabila	580202	105,030	105,030	105,030	105,030	105,030	105,030	76,075	28,955	50,640
Titlul XII „Proiecte cu finantare din sumele reprezentând asistența financiară nerambursabilă aferentă PNRR” (cod 60.01 la 60.03)	60			85,000	85,000	85,000	85,000		85,000	
Fonduri europene nerambursabile	6001			68,850	68,850	68,850	68,850		68,850	
Sume aferente TVA	6003			16,150	16,150	16,150	16,150		16,150	
CHELTUIELI DE CAPITAL ((cod 71+72+75)	70	24,847,650	24,353,900	24,847,650	24,353,900	24,323,900	24,323,900	7,898,273	16,425,627	30,743,539
TITLUL XIII ACTIVE NEFINANCIARE (cod 71.01 + 71.03)	71	24,847,650	24,353,900	24,847,650	24,353,900	24,323,900	24,323,900	7,898,273	16,425,627	30,730,112
Active fixe (cod 71.01.01 la 71.01.03+71.01.30)	7101	15,273,370	14,838,370	15,273,370	14,838,370	14,838,370	14,838,370	3,177,702	11,660,668	16,721,064
Constructii	710101									1,852,453
Masini, echipamente si mijloace de transport	710102	63,400	63,400	63,400	63,400	63,400	63,400	54,110	9,290	14,224
Mobilier, aparatura birotica si alte active corporale	710103									1,172,504
Alte active fixe	710130	15,209,970	14,774,970	15,209,970	14,774,970	14,774,970	14,774,970	3,123,592	11,651,378	13,681,883
Reparatii capitale aferente activelor fixe	7103	9,574,280	9,515,530	9,574,280	9,515,530	9,485,530	9,485,530	4,720,571	4,764,959	14,009,048
TITLUL XIV ACTIVE FINANCIARE (cod 72.01))	72									13,427
Active financiare (cod 72.01.01)	7201									13,427
Participare la capitalul social al societăților comerciale	720101									13,427
TITLUL VI TRANSFERURI INTRE UNITATI ALE ADMINISTRATIEI PUBLICE (cod 51.01+51.02)	51	185,000	185,000	10,938,000	10,074,340	10,074,340	10,074,340	9,729,340	345,000	9,729,340
TITLUL VII ALTE TRANSFERURI (cod 55.01+55.02)	55			1,148,000	863,000	858,000	858,000	858,000		858,000
TITLUL XVI RAMBURSARI DE CREDETE	81			7,815,000	5,715,000	5,715,000	5,715,000	5,256,561	458,439	
	84			-157,850	-157,850	-247,701	-247,701	-247,701		
OPERATIUNI FINANCIARE (cod 81)	79			7,815,000	5,715,000	5,715,000	5,715,000	5,256,561	458,439	
A. CHELTUIELILE CURENTE	01	90,615,250	86,211,010	246,294,390	219,670,800	219,670,296	219,670,296	122,320,059	97,350,237	121,520,198


A	B	1	2	3	4	5	6	7	8=6-7	9
(10+20+30+40+50+51+55+56+58+57+59)										
TITLUL XIX PLATI EFECTUATE IN ANII PRECEDENTI SI RECUPERATE IN ANUL CURENT (85.01)	85			-157,850	-157,850	-247,701	-247,701	-247,701		
Plati efectuate in anii precedenti si recuperate in anul curent (cod 85.01.02+85.01.05)	8501			-157,850	-157,850	-247,701	-247,701	-247,701		

Se inscriu denumirea si simbolul capitolelor din bugetul aprobat detaliate pe titluri , articole, alineate, pe structura clasificatiei economice

(bugetele locale, bugetul creditelor externe, bugetul creditelor interne, bugetul fondurilor externe nerambursabile - sursa D, institutii finantate integral sau partial din venituri proprii/activitati finantate integral din veniturii proprii)

NOTA: Sumele inscrise in col. 6 "Plati efectuate" cu semnul minus la Titlul .85, art. 85.01 "Plati efectuate din precedenti si recuperate in anul curent", se inscriu si pe col. 4 "Angajamente bugetare" si col. 5 "Angajamente legale" la acelasi cod tot cu semnul minus , astfel incat in col. 7 "Angajamente legale de platit" sa nu fie raportate sume.

Conducatorul institutiei



Conducatorul compartimentului  
financiar-contabil

## CONTUL DE EXECUTIE A BUGETULUI CREDITELOR INTERNE- CHELTUIELI

la data de 30.09.2022

Cod 21

-lei-

Denumirea indicatorilor *)	Cod indicator	Credite de angajament		Credite bugetare		Angajamente bugetare	Angajamente legale	Plati efectuate	Angajamente legale de platit	Cheltuieli efective
		Aprobate la finele perioadei de raportare	Trimestriale cumulate	Aprobate la finele perioadei de raportare	Trimestriale cumulate					
A	B	1	2	3	4	5	6	7	8=6-7	9
TOTAL CHELTUIELI (cod 50.07+59.07+63.07+70.07+79.07)	4907	53,580,480	47,380,380	53,580,480	47,380,380	47,380,380	47,380,380	8,339,567	39,040,813	6,976,023
Partea a III-a CHELTUIELI SOCIAL-CULTURALE(cod 65.07+66.07+67.07+68.07)	6307	2,870,280	2,870,280	2,870,280	2,870,280	2,870,280	2,870,280	1,873,684	996,596	2,142,161
Invatamant (cod 65.07.03 la cod 65.07.05+65.07.07+65.07.11+65.07.50)	6507	2,870,280	2,870,280	2,870,280	2,870,280	2,870,280	2,870,280	1,873,684	996,596	2,142,161
Alte cheltuieli in domeniul Invatamantului	650750	2,870,280	2,870,280	2,870,280	2,870,280	2,870,280	2,870,280	1,873,684	996,596	2,142,161
Partea IV-a SERVICII SI DEZVOLTARE PUBLICA, LOCUINTE,MEDIU SI APE (cod 70.07+74.07)	6907	9,759,070	9,684,920	9,759,070	9,684,920	9,684,920	9,684,920	3,158,222	6,526,698	2,503,744
Locuinte, servicii si dezvoltare publica (cod 70.07.03+70.07.05 la 70.07.07+70.07.50)	7007	9,759,070	9,684,920	9,759,070	9,684,920	9,684,920	9,684,920	3,158,222	6,526,698	2,503,744
Locuinte (cod 70.07.03.01+70.07.03.30)	700703	5,458,000	5,458,000	5,458,000	5,458,000	5,458,000	5,458,000	3,150,211	2,307,789	2,404,902
Alte cheltuieli in domeniul locuintelor	70070330	5,458,000	5,458,000	5,458,000	5,458,000	5,458,000	5,458,000	3,150,211	2,307,789	2,404,902
Iluminat public si electrificari rurale	700706	1,151,280	1,077,130	1,151,280	1,077,130	1,077,130	1,077,130	8,011	1,069,119	
Alte servicii in domeniile locuintelor, serviciilor si dezvoltarii comunale	700750	3,149,790	3,149,790	3,149,790	3,149,790	3,149,790	3,149,790		3,149,790	98,842
Partea V-a ACTIUNI ECONOMICE (cod 80.07+81.07+83.07+84.07+ 87.07)	7907	40,951,130	34,825,180	40,951,130	34,825,180	34,825,180	34,825,180	3,307,661	31,517,519	2,330,118
Transporturi (cod 84.07.03+ 84.07.06+84.07.50 )	8407	40,951,130	34,825,180	40,951,130	34,825,180	34,825,180	34,825,180	3,307,661	31,517,519	2,330,118
Transport rutier (cod 84.07.03.01 la 84.07.03.03)	840703	40,951,130	34,825,180	40,951,130	34,825,180	34,825,180	34,825,180	3,307,661	31,517,519	2,330,118
Strazi	84070303	40,951,130	34,825,180	40,951,130	34,825,180	34,825,180	34,825,180	3,307,661	31,517,519	2,330,118
CHELTUIELILE SECTIUNII DE DEZVOLTARE(cod 50.07+59.07+63.07+70.07+7407+79.07)	4907	53,580,480	47,380,380	53,580,480	47,380,380	47,380,380	47,380,380	8,339,567	39,040,813	6,976,023




147

A	B	1	2	3	4	5	6	7	8=6-7	9
Partea III-a CHELTUIELI SOCIAL-CULTURALE (cod 65.07+66.07+67.07+68.07)	6307	2,870,280	2,870,280	2,870,280	2,870,280	2,870,280	2,870,280	1,873,684	996,596	2,142,161
Invatamant (cod 65.07.03+65.07.04+65.07.05+65.07.07+61.07.11+65.07.50)	6507	2,870,280	2,870,280	2,870,280	2,870,280	2,870,280	2,870,280	1,873,684	996,596	2,142,161
Alte cheltuieli in domeniul Invatamantului	650750	2,870,280	2,870,280	2,870,280	2,870,280	2,870,280	2,870,280	1,873,684	996,596	2,142,161
Partea IV-a SERVICII SI DEZVOLTARE PUBLICA, LOCUINTE, MEDIU SI APE (cod 70.07+74.07)	6907	9,759,070	9,684,920	9,759,070	9,684,920	9,684,920	9,684,920	3,158,222	6,526,698	2,503,744
Locuinte, servicii si dezvoltare publica (cod 70.07.03+70.07.05+70.07.06+70.07.07+70.07.50)	7007	9,759,070	9,684,920	9,759,070	9,684,920	9,684,920	9,684,920	3,158,222	6,526,698	2,503,744
Locuinte (cod 70.07.03.01+70.07.03.30)	700703	5,458,000	5,458,000	5,458,000	5,458,000	5,458,000	5,458,000	3,150,211	2,307,789	2,404,902
Alte cheltuieli in domeniul locuintelor	70070330	5,458,000	5,458,000	5,458,000	5,458,000	5,458,000	5,458,000	3,150,211	2,307,789	2,404,902
Iluminat public si electrificari rurale	700706	1,151,280	1,077,130	1,151,280	1,077,130	1,077,130	1,077,130	8,011	1,069,119	
Alte servicii in domeniile locuintelor, serviciilor si dezvoltarii comunale	700750	3,149,790	3,149,790	3,149,790	3,149,790	3,149,790	3,149,790		3,149,790	98,842
Partea V-a ACTIUNI ECONOMICE (cod 80.07+81.07+83.07+84.07+ 87.07)	7907	40,951,130	34,825,180	40,951,130	34,825,180	34,825,180	34,825,180	3,307,661	31,517,519	2,330,118
Transporturi (cod 84.07.03+84.07.06+84.07.50D)	8407	40,951,130	34,825,180	40,951,130	34,825,180	34,825,180	34,825,180	3,307,661	31,517,519	2,330,118
Transport rutier (cod 84.07.03.01 la 84.07.03.03)	840703	40,951,130	34,825,180	40,951,130	34,825,180	34,825,180	34,825,180	3,307,661	31,517,519	2,330,118
Strazi	84070303	40,951,130	34,825,180	40,951,130	34,825,180	34,825,180	34,825,180	3,307,661	31,517,519	2,330,118

Nota: Se detaliaza pe structura clasificatiei economice (Anexa 7)

Conducatorul institutiei



Conducatorul compartimentului  
financiar-contabil

## CONTUL DE EXECUTIE AL INSTITUTIILOR PUBLICE - CHELTUIELI


la data de 30.09.2022

Cod 21 Capitol 5007

Subcapitol

-lei-

DENUMIREA INDICATORILOR*)	Cod indicator	Credite de angajament		Credite bugetare		Angajamente bugetare	Angajamente legale	Plati efectuate	Angajamente legale de platit	Cheltuieli efective
		Aprobate la finele perioadei de raportare	Trimestriale cumulate	Aprobate la finele perioadei de raportare	Trimestriale cumulate					
A	B	1	2	3	4	5	6	7	8=6-7	9
TOTAL CHELTUIELI(SECTIUNEA DE FUNCTIONARE+SECTIUNEA DE DEZVOLTARE)		53,580,480	47,380,380	53,580,480	47,380,380	47,380,380	47,380,380	8,339,567	39,040,813	6,976,023
SECTIUNEA DE DEZVOLTARE (cod 51+55+56+58+70+81+85)		53,580,480	47,380,380	53,580,480	47,380,380	47,380,380	47,380,380	8,339,567	39,040,813	6,976,023
TITLUL X Proiecte cu finantare din fonduri externe nerambursabile aferente cadrului financiar 2014-2020 (cod 58.01 la 58.05+58.11+58.12+58.15+58.16+58.30)	58	53,580,480	47,380,380	53,580,480	47,380,380	47,380,380	47,380,380	8,339,567	39,040,813	1,335,783
Programe din Fondul European de Dezvoltare Regionala (FEDR) (cod 58.01.01 la 58.01.03)	5801	53,580,480	47,380,380	53,580,480	47,380,380	47,380,380	47,380,380	8,339,567	39,040,813	1,335,783
Finantarea nationala	580101	12,022,070	11,894,610	12,022,070	11,894,610	11,894,610	11,894,610	3,445,214	8,449,396	1,335,783
Cheltuieli neeligibile	580103	41,558,410	35,485,770	41,558,410	35,485,770	35,485,770	35,485,770	4,894,353	30,591,417	
CHELTUIELI DE CAPITAL ((cod 71+72+75)	70									5,640,240
TITLUL XIII ACTIVE NEFINANCIARE (cod 71.01 + 71.03)	71									5,640,240
Active fixe (cod 71.01.01 la 71.01.03+71.01.30)	7101									5,640,240
Constructii	710101									1,577,840
Alte active fixe	710130									4,062,400
A. CHELTUIELILE CURENTE (10+20+30+40+50+51+55+56+58+57+59)	01	53,580,480	47,380,380	53,580,480	47,380,380	47,380,380	47,380,380	8,339,567	39,040,813	1,335,783



DIRECTOR ECONOMIC

## CONTUL DE EXECUTIE

## A BUGETULUI INSTITUTIILOR PUBLICE SI ACTIVITATILOR FINANTATE INTEGRAL SAU PARTIAL DIN VENITURI PROPRII (DE SUBORDONARE LOCALA) -VENITURI

la data de 30.09.2022

Cod 20


TOTAL 5010

-lei-

Denumirea indicatorilor	Cod indicator	Prevederi bugetare		Drepturi constatate			Incasari realizate	Stingeri pe alte cai decat incasari	Drepturi constatate de incasat
		Aprobate la finele perioadei de raportare	Trimestriale cumulate	Total, din care:	din anii precedenti	din anul curent			
A	B	1	2	3=4+5	4	5	6	7	8=3-6-7
TOTAL VENITURI (cod 00.02+00.15+00.16+00.17+45.10+48.10)	000110	19,360,500	17,475,750	16,457,644	315,960	16,141,684	15,855,525		602,119
I. VENITURI CURENTE (cod 00.03+00.12)	0002	7,788,840	6,930,130	6,301,052	315,960	5,985,092	5,698,933		602,119
C. VENITURI NEFISCALE ( cod 00.13+00.14)	2900	7,788,840	6,930,130	6,301,052	315,960	5,985,092	5,698,933		602,119
C1. VENITURI DIN PROPRIETATE (cod 30.10+31.10)	3000	245,810	240,840	176,369	11,416	164,953	155,373		20,996
Venituri din proprietate (cod 30.10.05+30.10.08+30.10.09+30.10.50)	3010	245,810	240,840	176,369	11,416	164,953	155,373		20,996
Venituri din concesiuni si inchirieri (cod 30.10.05.30)	301005	245,810	240,840	176,369	11,416	164,953	155,373		20,996
Alte venituri din concesiuni si inchirieri de catre institutiile publice	30100530	245,810	240,840	176,369	11,416	✓ 164,953	155,373		20,996
C2. VANZARI DE BUNURI SI SERVICII (cod 33.10+34.10+35.10+36.10+37.10)	3300	7,543,030	6,689,290	6,124,683	304,544	5,820,139	5,543,560		581,123
Venituri din prestari de servicii si alte activitati (cod 33.10.05+33.10.08+33.10.09+33.10.13+ 33.10.14+ 33.10.16+33.10.17+33.10.19 la 33.10.21+33.10.30 la 33.10.32+33.10.50)	3310	5,202,400	4,468,660	4,450,477	202,889	4,247,588	4,113,370		337,107
Taxe si alte venituri in invatamant	331005	79,310	68,160	14,846		14,846	13,846		1,000
Venituri din prestari de servicii	331008	3,710,680	3,033,250	3,467,228	195,920	✓ 3,271,308	3,159,852		307,376
Contributia elevilor si studentilor pentru internate, camine si cantine.	331014	1,349,410	1,326,410	888,166	6,969	✓ 881,197	873,465		14,701
Alte venituri din prestari de servicii si alte activitati	331050	63,000	40,840	80,237		80,237	66,207		14,030
Diverse venituri (cod 36.10.04+36.10.32+36.10.50)	3610	2,267,630	2,147,630	1,568,706	101,655	✓ 1,467,051	1,324,690		244,016
Alte venituri	361050	2,267,630	2,147,630	1,568,706	101,655	✓ 1,467,051	1,324,690		244,016
Transferuri voluntare, altele decat subventiile (cod 37.10.01+37.10.03+37.10.04+37.10.50)	3710	73,000	73,000	105,500		105,500	105,500		
Donatii si sponsorizari	371001	73,000	73,000	105,500		105,500	105,500		

A	B	1	2	3=4+5	4	5	6	7	8=3-6-7
Varsaminte din sectiunea de functionare pentru finantarea sectiunii de dezvoltare a bugetului local (cu semnul minus)	371003	-46,500	-46,500	-27,500		-27,500	-27,500		
Varsaminte din sectiunea de functionare	371004	46,500	46,500	27,500		27,500	27,500		
III. OPERATIUNI FINANCIARE (cod 40.10+41.10)	0016	633,660	471,280	427,252		427,252	427,252		
Încasări din rambursarea împrumuturilor acordate (cod. 40.10.15+40.10.16)	4010	633,660	471,280	427,252		427,252	427,252		
Sume utilizate din excedentul anului precedent pentru efectuarea de cheltuieli (cod. 40.10.15.01+40.10.15.02)	401015	633,660	471,280	427,252		427,252	427,252		
Sume utilizate de administratiile locale din excedentul anului precedent pentru sectiunea de functionare	40101501	633,660	471,280	427,252		427,252	427,252		
IV. SUBVENTII (cod 00.18)	4100	10,938,000	10,074,340	9,729,340		9,729,340	9,729,340		
SUBVENTII DE LA ALTE NIVELE ALE ADMINISTRATIEI PUBLICE (cod 42.10+43.10)	0018	185,000	185,000	68,000		68,000	68,000		
Subventii de la alte administratii (cod 43.10.09+43.10.10+43.10.14 la 43.10.17+43.10.19 + 43.10.25 la 43.10.27+43.10.31+43.10.32+43.10.33+43.10.35)	4310	10,938,000	10,074,340	9,729,340		9,729,340	9,729,340		
Subventii pentru institutii publice	431009	10,753,000	9,889,340	9,661,340		9,661,340	9,661,340		
Subventii pentru institutii publice destinate sectiunii de dezvoltare	431019	185,000	185,000	68,000		68,000	68,000		
VENITURILE SECTIUNII DE FUNCTIONARE (cod 00.02+00.16+00.17) - TOTAL	000110	19,129,000	17,244,250	16,362,144	315,960	16,046,184	15,760,025		602,119
I. VENITURI CURENTE (cod 00.03+00.12)	0002	7,742,340	6,883,630	6,273,552	315,960	5,957,592	5,671,433		602,119
C. VENITURI NEFISCALE (cod 00.13+00.14)	2900	7,742,340	6,883,630	6,273,552	315,960	5,957,592	5,671,433		602,119
C1. VENITURI DIN PROPRIETATE (cod 30.10 +31.10)	3000	245,810	240,840	176,369	11,416	164,953	155,373		20,996
Venituri din proprietate (cod 30.10.05+30.10.08+30.10.09+30.10.50)	3010	245,810	240,840	176,369	11,416	164,953	155,373		20,996
Venituri din concesiuni si inchirieri (cod 30.10.05.30)	301005	245,810	240,840	176,369	11,416	164,953	155,373		20,996
Alte venituri din concesiuni si inchirieri de catre institutiile publice	30100530	245,810	240,840	176,369	11,416	164,953	155,373		20,996
C2. VANZARI DE BUNURI SI SERVICII (cod 33.10+34.10+35.10+36.10+37.10)	3300	7,496,530	6,642,790	6,097,183	304,544	5,792,639	5,516,060		581,123
Venituri din prestari de servicii si alte activitati (cod 33.10.05+33.10.08+33.10.09+33.10.13+ 33.10.14 +33.10.16+33.10.17 +33.10.19 la 33.10.21+33.10.30 la 33.10.32+33.10.50)	3310	5,202,400	4,468,660	4,450,477	202,889	4,247,588	4,113,370		337,107
Taxe si alte venituri in invatamant	331005	79,310	68,160	14,846		14,846	13,846		1,000
Venituri din prestari de servicii	331008	3,710,680	3,033,250	3,467,228	195,920	3,271,308	3,159,852		307,376
Contributia elevilor si studentilor pentru internate, camine si	331014	1,349,410	1,326,410	888,166	6,969	881,197	873,465		14,701

A	B	1	2	3=4+5	4	5	6	7	8=3-6-7
cantine.									
Alte venituri din prestari de servicii si alte activitati	331050	63,000	40,840	80,237		80,237	66,207		14,030
Diverse venituri (cod 36.10.04+36.10.32+36.10.50)	3610	2,267,630	2,147,630	1,568,706	101,655	1,467,051	1,324,690		244,016
Alte venituri	361050	2,267,630	2,147,630	1,568,706	101,655	1,467,051	1,324,690		244,016
Transferuri voluntare, altele decât subventiile (cod 37.10.01+37.10.03+37.10.50)	3710	26,500	26,500	78,000		78,000	78,000		
Donatii si sponsorizari	371001	73,000	73,000	105,500		105,500	105,500		
Varsaminte din sectiunea de functionare pentru finantarea sectiunii de dezvoltare a bugetului local (cu semnul minus)	371003	-46,500	-46,500	-27,500		-27,500	-27,500		
III. OPERATIUNI FINANCIARE (cod 40.10+41.10)	0016	633,660	471,280	427,252		427,252	427,252		
Încasari din rambursarea împrumuturilor acordate (cod. 40.10.15)	4010	633,660	471,280	427,252		427,252	427,252		
Sume utilizate din excedentul anului precedent pentru efectuarea de cheltuieli (cod. 40.10.15.01)	401015	633,660	471,280	427,252		427,252	427,252		
Sume utilizate de administratiile locale din excedentul anului precedent pentru sectiunea de functionare	40101501	633,660	471,280	427,252		427,252	427,252		
IV. SUBVENTII (cod 00.18)	4100	10,753,000	9,889,340	9,661,340		9,661,340	9,661,340		
SUBVENTII DE LA ALTE NIVELE ALE ADMINISTRATIEI PUBLICE (cod 42.10+43.10)	0018	10,753,000	9,889,340	9,661,340		9,661,340	9,661,340		
Subventii de la alte administratii (cod 43.10.09+43.10.10 +43.10.15+43.10.33+43.10.35)	4310	10,753,000	9,889,340	9,661,340		9,661,340	9,661,340		
Subventii pentru institutii publice	431009	10,753,000	9,889,340	9,661,340		9,661,340	9,661,340		
VENITURILE SECTIUNII DE DEZVOLTARE (cod 00.02+00.15+00.16+00.17+45.10+48.10) - TOTAL	000110	231,500	231,500	95,500		95,500	95,500		
VENITURI CURENTE (cod 00.12)	0002	46,500	46,500	27,500		27,500	27,500		
C. VENITURI NEFISCALE ( cod 00.14)	2900	46,500	46,500	27,500		27,500	27,500		
C2. VANZARI DE BUNURI SI SERVICII (cod 36.10+37.10)	3300	46,500	46,500	27,500		27,500	27,500		
Transferuri voluntare, altele decât subventiile (cod 37.10.04)	3710	46,500	46,500	27,500		27,500	27,500		
Varsaminte din sectiunea de functionare	371004	46,500	46,500	27,500		27,500	27,500		
IV. SUBVENTII (cod 00.18)	4100	185,000	185,000	68,000		68,000	68,000		
SUBVENTII DE LA ALTE NIVELE ALE ADMINISTRATIEI PUBLICE (cod 42.10+43.10)	0018	185,000	185,000	68,000		68,000	68,000		
Subventii de la alte administratii (cod 43.10.14+43.10.16+43.10.17+43.10.19 + 43.10.25 la 43.10.27+43.10.31+43.10.32+43.10.35)	4310	185,000	185,000	68,000		68,000	68,000		
Subventii pentru institutii publice destinate sectiunii de dezvoltare	431019	185,000	185,000	68,000		68,000	68,000		



PRIMAR

*[Handwritten signature]*

DIRECTOR ECONOMIC

*[Handwritten signature]*

## Anexa 11

**CONTUL DE EXECUTIE**  
**A BUGETULUI INSTITUTIILOR PUBLICE SI ACTIVITATILOR FINANTATE INTEGRAL SAU PARTIAL DIN VENITURI PROPRII (DE SUBORDONARE LOCALA) -CHELTUIELI**

la data de 30.09.2022

bd 21

-lei-


Denumirea indicatorilor *)	Cod indicator	Credite de angajament		Credite bugetare		Angajamente bugetare	Angajamente legale	Plati efectuate	Angajamente legale de platit	Cheltuieli efective
		Aprobate la finele perioadei de raportare	Trimestriale cumulate	Aprobate la finele perioadei de raportare	Trimestriale cumulate					
A	B	1	2	3	4	5	6	7	8=6-7	9
TOTAL CHELTUIELI - SECTIUNEA DE FUNCTIONARE + SECTIUNEA DE DEZVOLTARE (cod 50.10+59.10+63.10+70.10+74.10+79.10)	4910	231,500	231,500	19,360,500	17,475,750	17,493,486	17,493,486	13,381,095	4,112,391	13,575,920
Partea I-a SERVICII PUBLICE GENERALE (cod 54.10+55.10)	5010	157,000	157,000	5,127,810	4,228,250	4,222,783	4,222,783	3,565,810	656,973	3,458,984
Alte servicii publice generale (cod 54.10.10+54.10.50)	5410	157,000	157,000	5,127,810	4,228,250	4,222,783	4,222,783	3,565,810	656,973	3,458,984
Alte servicii publice generale	541050	157,000	157,000	5,127,810	4,228,250	4,222,783	4,222,783	3,565,810	656,973	3,458,984
Partea III-a CHELTUIELI SOCIAL-CULTURALE (cod 65.10+66.10+67.10+68.10)	6310	74,500	74,500	14,232,690	13,247,500	13,270,703	13,270,703	9,815,285	3,455,418	10,116,936
Invatamant (cod 65.10.03 la 65.10.05+65.10.07+65.10.11+65.10.50)	6510	19,000	19,000	4,179,940	4,005,570	4,035,570	4,035,570	2,275,922	1,759,648	2,461,109
Invaatamant prescolar si primar (cod 65.10.03.01+65.10.03.02)	651003			2,307,430	2,187,430	2,217,430	2,217,430	1,299,386	918,044	1,375,459
Invatamant prescolar	65100301			2,307,430	2,187,430	2,217,430	2,217,430	1,299,386	918,044	1,375,459
Invatamant secundar (cod 65.10.04.01 la 65.10.04.03)	651004	19,000	19,000	1,872,510	1,818,140	1,818,140	1,818,140	976,536	841,604	1,085,650
Invatamant secundar inferior	65100401			82,700	81,100	81,100	81,100	37,371	43,729	38,823
Invatamant secundar superior	65100402	19,000	19,000	1,789,810	1,737,040	1,737,040	1,737,040	939,165	797,875	1,046,827
Cultura, recreere si religie (cod 67.10.03+67.10.05+67.10.50)	6710	55,500	55,500	10,052,750	9,241,930	9,235,133	9,235,133	7,539,363	1,695,770	7,655,827
Servicii culturale (cod 67.10.03.03 la 67.10.03.07+67.10.03.09 la 67.10.03.11+67.10.03.15+67.10.03.30)	671003	28,000	28,000	3,491,000	2,741,840	2,737,572	2,737,572	2,495,533	242,039	2,492,400
Case de cultura	67100306	28,000	28,000	3,491,000	2,741,840	2,737,572	2,737,572	2,495,533	242,039	2,492,400
Servicii recreative si sportive (cod 67.10.05.01)	671005	27,500	27,500	6,561,750	6,500,090	6,497,561	6,497,561	5,043,830	1,453,731	5,163,427
Sport	67100501	27,500	27,500	6,561,750	6,500,090	6,497,561	6,497,561	5,043,830	1,453,731	5,163,427

A	B	1	2	3	4	5	6	7	8=6-7	9
Partea a VII-a REZERVE, EXCEDENT/DEFICIT	9610		37,795,000							
EXCEDENT (98.10.96+98.10.97)	9810		18,897,500							
Excedentul sectiunii de functionare	981096		18,897,500							
DEFICIT (99.10.96+99.10.97)_	9910		-18,897,500							
Deficitul sectiunii de functionare	991096		-18,897,500							
CHELTUIELILE SECTIUNII DE FUNCTIONARE (cod 50.10+59.10+63.10+70.10+74.10+79.10)	4910	231,500	231,500	19,360,500	17,475,750	17,493,486	17,493,486	13,381,095	4,112,391	13,575,920
Partea I-a SERVICII PUBLICE GENERALE (cod 51.10+54.10+55.10)	5010			4,970,810	4,071,250	4,065,783	4,065,783	3,529,515	536,268	3,193,455
Alte servicii publice generale (cod 54.10.10+54.10.50)	5410			4,970,810	4,071,250	4,065,783	4,065,783	3,529,515	536,268	3,193,455
Alte servicii publice generale	541050			4,970,810	4,071,250	4,065,783	4,065,783	3,529,515	536,268	3,193,455
Partea III-a CHELTUIELI SOCIAL-CULTURALE (cod 65.10+66.10+67.10+68.10)	6310			14,158,190	13,173,000	13,196,203	13,196,203	9,766,031	3,430,172	10,066,055
Invatamant (cod 65.10.03 la 65.10.05+65.10.07+65.10.11+65.10.50)	6510			4,160,940	3,986,570	4,016,570	4,016,570	2,275,922	1,740,648	2,430,736
Invatamant prescolar si primar (cod 65.10.03.01+65.10.03.02)	651003			2,307,430	2,187,430	2,217,430	2,217,430	1,299,386	918,044	1,375,459
Invatamant prescolar	65100301			2,307,430	2,187,430	2,217,430	2,217,430	1,299,386	918,044	1,375,459
Invatamant secundar (cod 65.10.04.01 la 65.10.04.03)	651004			1,853,510	1,799,140	1,799,140	1,799,140	976,536	822,604	1,055,277
Invatamant secundar inferior	65100401			82,700	81,100	81,100	81,100	37,371	43,729	38,823
Invatamant secundar superior	65100402			1,770,810	1,718,040	1,718,040	1,718,040	939,165	778,875	1,016,454
Cultura, recreere si religie (cod 67.10.03+67.10.05+67.10.50)	6710			9,997,250	9,186,430	9,179,633	9,179,633	7,490,109	1,689,524	7,635,319
Servicii culturale (cod 67.10.03.03 la 67.10.03.07+67.10.03.09 la 67.10.03.11+67.10.03.15+67.10.03.30)	671003			3,463,000	2,713,840	2,709,572	2,709,572	2,473,733	235,839	2,480,412
Case de cultura	67100306			3,463,000	2,713,840	2,709,572	2,709,572	2,473,733	235,839	2,480,412
Servicii recreative si sportive (cod 67.10.05.01)	671005			6,534,250	6,472,590	6,470,061	6,470,061	5,016,376	1,453,685	5,154,907
Sport	67100501			6,534,250	6,472,590	6,470,061	6,470,061	5,016,376	1,453,685	5,154,907
Partea a VII-a REZERVE, EXCEDENT/DEFICIT	9610		37,795,000							
EXCEDENT (98.10.96)	9810		18,897,500							
Excedentul sectiunii de functionare	981096		18,897,500							
DEFICIT (99.10.96)	9910		-18,897,500							
Deficitul sectiunii de functionare	991096		-18,897,500							
CHELTUIELILE SECTIUNII DE DEZVOLTARE (cod 50.10+59.10+63.10+70.10+74.10+79.10)	4910	231,500	231,500	231,500	231,500	231,500	231,500	85,549	145,951	316,410

A	B	1	2	3	4	5	6	7	8=6-7	9
Partea I-a SERVICII PUBLICE GENERALE (cod 51.10+54.10)	5010	157,000	157,000	157,000	157,000	157,000	157,000	36,295	120,705	265,529
Alte servicii publice generale (cod 54.10.10+54.10.50)	5410	157,000	157,000	157,000	157,000	157,000	157,000	36,295	120,705	265,529
Alte servicii publice generale	541050	157,000	157,000	157,000	157,000	157,000	157,000	36,295	120,705	265,529
Partea III-a CHELTUIELI SOCIAL-CULTURALE (cod 65.10+66.10+67.10+68.10)	6310	74,500	74,500	74,500	74,500	74,500	74,500	49,254	25,246	50,881
Invatamant (cod 65.10.03 la 65.10.05+65.10.07+65.10.11+65.10.50)	6510	19,000	19,000	19,000	19,000	19,000	19,000		19,000	30,373
Invatamant secundar (cod 65.10.04.01 la 65.10.04.03)	651004	19,000	19,000	19,000	19,000	19,000	19,000		19,000	30,373
Invatamant secundar superior	65100402	19,000	19,000	19,000	19,000	19,000	19,000		19,000	30,373
Cultura, recreere si religie (cod 67.10.03+67.10.05+67.10.50)	6710	55,500	55,500	55,500	55,500	55,500	55,500	49,254	6,246	20,508
Servicii culturale (cod 67.10.03.03 la 67.10.03.07+67.10.03.09 la 67.10.03.11+67.10.03.15+67.10.03.30)	671003	28,000	28,000	28,000	28,000	28,000	28,000	21,800	6,200	11,988
Case de cultura	67100306	28,000	28,000	28,000	28,000	28,000	28,000	21,800	6,200	11,988
Servicii recreative si sportive (cod 67.10.05.01)	671005	27,500	27,500	27,500	27,500	27,500	27,500	27,454	46	8,520
Sport	67100501	27,500	27,500	27,500	27,500	27,500	27,500	27,454	46	8,520

Nota: Se detaliaza pe structura clasificatiei economice (Anexa 7)

Conducatorul institutiei



Conducatorul compartimentului financiar-contabil

Handwritten signature and date: 25/9/20



## 5010 TOTAL CHELTUIELI

Anexa 7

## CONTUL DE EXECUTIE AL INSTITUTIILOR PUBLICE - CHELTUIELI

la data de 30.09.2022

Cod 21 Capitol 5010


Subcapitol

-lei-

DENUMIREA INDICATORILOR*)	Cod indicator	Credite de angajament		Credite bugetare		Angajamente bugetare	Angajamente legale	Plati efectuate	Angajamente legale de platit	Cheltuieli efective
		Aprobate la finele perioadei de raportare	Trimestriale cumulate	Aprobate la finele perioadei de raportare	Trimestriale cumulate					
A	B	1	2	3	4	5	6	7	8=6-7	9
TOTAL CHELTUIELI(SECTIUNEA DE FUNCTIONARE+SECTIUNEA DE DEZVOLTARE)		231,500	231,500	19,360,500	17,475,750	17,493,486	17,493,486	13,381,095	4,112,391	13,575,920
SECTIUNEA DE FUNCTIONARE (cod 01+79+85)				19,129,000	17,244,250	17,261,986	17,261,986	13,295,546	3,966,440	13,259,510
CHELTUIELI CURENTE (10+20+30+40+50+51SF+55SF+57+59)	01			19,148,520	17,263,770	17,293,770	17,293,770	13,327,330	3,966,440	13,259,510
TITLUL I CHELTUIELI DE PERSONAL (cod 10.01 la 10.03)	10			6,670,920	5,081,000	5,081,000	5,081,000	4,820,361	260,639	4,856,825
Cheltuieli salariale in bani ( cod 10.01.01+10.01.03 la 10.01.08 +10.01.10 la 10.01.16 +10.01.30)	1001			6,326,740	4,786,930	4,786,930	4,786,930	4,544,212	242,718	4,578,533
Salarii de baza	100101			5,775,420	4,343,680	4,343,680	4,343,680	4,167,703	175,977	4,189,543
Sporuri pentru conditii de munca	100105			177,360	154,400	154,400	154,400	137,868	16,532	142,827
Alte sporuri	100106			38,120	30,050	30,050	30,050	20,675	9,375	20,962
Indemnizatii de delegare	100113			9,900	9,000	9,000	9,000	1,460	7,540	1,460
Indemnizatii de hrana	100117			325,940	249,800	249,800	249,800	216,506	33,294	223,741
Cheltuieli salariale in natura ( cod 10.02.01 la 10.02.06+10.02.30)	1002			126,030	126,030	126,030	126,030	117,600	8,430	117,600
Tichete de vacanta	100206			126,030	126,030	126,030	126,030	117,600	8,430	117,600
Contributii (cod 10.03.01 la 10.03.06)	1003			218,150	168,040	168,040	168,040	158,549	9,491	160,692
Contributii de asigurari sociale de stat	100301			72,500	57,500	57,500	57,500	57,361	139	57,502
Contributia asiguratorie pentru munca	100307			145,650	110,540	110,540	110,540	101,188	9,352	103,083
Contributii platite de angajator in numele angajatului	100308									107
TITLUL II BUNURI SI SERVICII (cod 20.01 la 20.06+20.09 la 20.16+20.18 la 20.25+20.27+20.30)	20			12,457,200	12,167,470	12,197,470	12,197,470	8,506,969	3,690,501	8,402,685

A	B	1	2	3	4	5	6	7	8=6-7	9
Bunuri si servicii (cod 20.01.01 la 20.01.09+20.01.30)	2001			2,317,830	2,197,730	2,197,730	2,197,730	1,464,606	733,124	1,444,654
Furnituri de birou	200101			61,500	57,000	57,000	57,000	29,131	27,869	29,878
Materiale pentru curatenie	200102			76,600	72,600	72,600	72,600	48,646	23,954	42,252
Incalzit, iluminat si forta motrica	200103			925,910	887,400	887,400	887,400	579,980	307,420	572,661
apa, canal si salubritate	200104			223,110	175,550	175,550	175,550	121,893	53,657	110,412
Carburanti si lubrifianti	200105			51,770	47,770	47,770	47,770	30,358	17,412	26,790
Piese de schimb	200106			53,430	50,000	50,000	50,000	22,186	27,814	22,600
Transport	200107			332,350	332,350	332,350	332,350	236,870	95,480	233,176
Posta, telecomunicatii, radio, tv, internet	200108			60,830	57,300	57,300	57,300	40,613	16,687	35,631
Materiale si prestari de servicii cu caracter functional	200109			262,180	262,180	262,180	262,180	225,264	36,916	233,394
Alte bunuri si servicii pentru intretinere si functionare	200130			270,150	255,580	255,580	255,580	129,665	125,915	137,860
Reparatii curente	2002			318,640	317,640	317,640	317,640	209,511	108,129	169,886
Hrana (cod 20.03.01+20.03.02)	2003			3,836,280	3,716,280	3,746,280	3,746,280	2,233,301	1,512,979	2,295,078
Hrana pentru oameni	200301			3,836,280	3,716,280	3,746,280	3,746,280	2,233,301	1,512,979	2,295,078
Medicamente si materiale sanitare (cod 20.04.01 la 20.04.04)	2004			50,500	50,500	50,500	50,500	34,187	16,313	47,188
Medicamente	200401			40,000	40,000	40,000	40,000	29,386	10,614	41,857
Materiale sanitare	200402			10,500	10,500	10,500	10,500	4,801	5,699	5,331
Bunuri de natura obiectelor de inventar (cod 20.05.01+20.05.03+20.05.30)	2005			452,270	445,170	445,170	445,170	133,068	312,102	163,674
Uniforme si echipament	200501			198,610	198,610	198,610	198,610	62,383	136,227	2,529
lenjerie si accesorii de pat	200503			10,000	10,000	10,000	10,000	10,000		
Alte obiecte de inventar	200530			243,660	236,560	236,560	236,560	60,685	175,875	161,145
Deplasari, detasari, transferari (cod 20.06.01+20.06.02)	2006			24,000	24,000	24,000	24,000	4,904	19,096	4,904
Deplasari interne, detasari, transferari	200601			24,000	24,000	24,000	24,000	4,904	19,096	4,904
Carti, publicatii si materiale documentare	2011			6,100	3,600	3,600	3,600	189	3,411	357
Consultanta si expertiza	2012			22,500	22,500	22,500	22,500	12,367	10,133	12,367
Pregatire profesionala	2013			20,000	20,000	20,000	20,000	650	19,350	650
Protectia muncii	2014			11,030	11,030	11,030	11,030	4,157	6,873	4,481
Alte cheltuieli (cod 20.30.01 la 20.30.04+20.30.06+20.30.07+20.30.09+20.30.30)	2030			5,398,050	5,359,020	5,359,020	5,359,020	4,410,029	948,991	4,259,446
Reclama si publicitate	203001			5,200	5,200	5,200	5,200	1,999	3,201	1,819
Prime de asigurare non-viata	203003			2,000						378

A	B	1	2	3	4	5	6	7	8=6-7	9
Alte cheltuieli cu bunuri si servicii	203030			5,390,850	5,353,820	5,353,820	5,353,820	4,408,030	945,790	4,257,249
TITLUL XI ALTE CHELTUIELI (cod 59.01+59.02+59.08+59.11+59.12+59.15+ 59.17+59.20+59.22+59.25+59.30+ 59.35+ 59.40+59.41)	59			20,400	15,300	15,300	15,300		15,300	
Sume aferente persoanelor cu handicap neîncadrate	5940			20,400	15,300	15,300	15,300		15,300	
TITLUL XIX PLATI EFECTUATE IN ANII PRECEDENTI SI RECUPERATE IN ANUL CURENT(85.01)	85F			-19,520	-19,520	-31,784	-31,784	-31,784		
Plati efectuate in anii precedenti si recuperate in anul curent (cod 85.01.01)	8501F			-19,520	-19,520	-31,784	-31,784	-31,784		
Plati efectuate in anii precedenti si recuperate in anul curent in sectiunea de functionare a bugetului local	850101			-19,520	-19,520	-31,784	-31,784	-31,784		
SECTIUNEA DE DEZVOLTARE (cod 51+55+56+58+70+81+85)		231,500	231,500	231,500	231,500	231,500	231,500	85,549	145,951	316,410
CHELTUIELI DE CAPITAL ((cod 71+72+75)	70	231,500	231,500	231,500	231,500	231,500	231,500	85,549	145,951	316,410
TITLUL XIII ACTIVE NEFINANCIARE (cod 71.01 + 71.03)	71	231,500	231,500	231,500	231,500	231,500	231,500	85,549	145,951	316,410
Active fixe (cod 71.01.01 la 71.01.03+71.01.30)	7101	231,500	231,500	231,500	231,500	231,500	231,500	85,549	145,951	316,410
Masini, echipamente si mijloace de transport	710102									9,418
Mobilier, aparatura birotica si alte active corporale	710103									2,024
Alte active fixe	710130	231,500	231,500	231,500	231,500	231,500	231,500	85,549	145,951	304,968
	84			-19,520	-19,520	-31,784	-31,784	-31,784		
A. CHELTUIELILE CURENTE (20+30+40+50+51+55+56+58+57+59)	01			19,148,520	17,263,770	17,293,770	17,293,770	13,327,330	3,966,440	13,259,510
TITLUL XIX PLATI EFECTUATE IN ANII PRECEDENTI SI RECUPERATE IN ANUL CURENT (85.01)	85			-19,520	-19,520	-31,784	-31,784	-31,784		
Plati efectuate in anii precedenti si recuperate in anul curent (cod 85.01.02+85.01.05)	8501			-19,520	-19,520	-31,784	-31,784	-31,784		



DIRECTOR ECONOMIC