

CONTUL DE EXECUTIE A BUGETULUI LOCAL- VENITURI

la data de 30.06.2022

Cod 20

-lei-

Denumirea indicatorilor	Cod indicator	Prevederi bugetare		Drepturi constatate			Incasari realizate	Stingeri pe alte cai decat incasari	Drepturi constatate de incasat
		Aprobate la finele perioadei de raportare	Trimestriale cumulate	Total, din care:	din anii precedenti	din anul curent			
A	B	1	2	3=4+5	4	5	6	7	8=3-6-7
VENITURI -TOTAL(cod 00.02+00.15+00.16+00.17+45.02+4602+4702+4802)	000102	245,329,140	155,425,990	140,111,426	31,256,822	108,854,604	103,344,913		36,766,513
VENITURI PROPRII (cod 00.02-11.02-ii 37.02+ 00.15)	4990	137,965,410	90,859,280	111,218,392	24,528,296	86,690,096	82,081,440		29,136,952
I. VENITURI CURENTE (cod 00.03+00.12)	0002	169,336,020	105,652,890	125,038,319	24,528,178	100,510,141	95,901,614		29,136,705
A. VENITURI FISCALE (cod 00.04+06.02+00.09+00.10+00.11)	0003	155,020,390	95,587,810	105,831,709	14,458,460	91,373,249	87,228,468		18,603,241
A1. IMPOZIT PE VENIT, PROFIT SI CASTIGURI DIN CAPITAL (cod 00.05+00.06+00.07)	0004	93,380,390	61,901,710	47,130,424		47,130,424	47,130,424		
A1.2. IMPOZIT PE VENIT, PROFIT SI CASTIGURI DIN CAPITAL DE LA PERSOANE FIZICE(cod 03.02+04.02)	0006	93,380,390	61,901,710	47,130,424		47,130,424	47,130,424		
Impozit pe venit (cod 03.02.17+ 03.02.18)	0302	401,390	240,000	124,321		124,321	124,321		
Impozitul pe veniturile din transferul proprietatilor imobiliare din patrimoniul personal	030218	401,390	240,000	124,321		124,321	124,321		
Cote si sume defalcate din impozitul pe venit (cod 04.02.01+04.02.04)	0402	92,979,000	61,661,710	47,006,103		47,006,103	47,006,103		
Cote defalcate din impozitul pe venit	040201	90,055,000	60,199,710	45,503,242		45,503,242	45,503,242		
Sume repartizate din Fondul la dispozitia Consiliului Judetean	040205	2,924,000	1,462,000	1,502,861		1,502,861	1,502,861		
A3. IMPOZITE SI TAXE PE PROPRIETATE (cod 07.02)	0009	20,362,000	12,843,100	31,682,209	10,880,146	20,802,063	18,481,989		13,200,220
Impozite si taxe pe proprietate (07.02.01a 07.02.03+07.02.50)	0702	20,362,000	12,843,100	31,682,209	10,880,146	20,802,063	18,481,989		13,200,220
Impozit si taxa pe cladiri (cod 07.02.01.01+07.02.01.02)	070201	15,637,000	10,007,100	24,499,281	9,494,596	15,004,685	14,099,821		10,399,460
Impozit pe cladiri de la persoane fizice	07020101	5,241,000	3,849,500	6,277,513	1,080,823	5,196,690	4,375,169		1,902,344
Impozit si taxa pe cladiri de la persoane juridice	07020102	10,396,000	6,157,600	18,221,768	8,413,773	9,807,995	9,724,652		8,497,116
Impozit si taxa pe teren (cod 07.02.02.01 la 07.02.02.03)	070202	3,534,000	2,122,000	5,770,200	1,030,401	4,739,799	3,671,036		2,099,164

A	B	1	2	3=4+5	4	5	6	7	8=3-6-7
Impozit pe terenuri de la persoane fizice	07020201	1,336,000	802,000	2,860,225	365,041	2,495,184	1,678,355		1,181,870
Impozit si taxa pe teren de la persoane juridice	07020202	1,885,000	1,132,000	2,498,360	542,841	1,955,519	1,732,876		765,484
Impozitul pe terenul extravilan*)+Restante ani anteriori din impozitul pe terenul agricol-	07020203	313,000	188,000	411,615	122,519	289,096	259,805		151,810
Taxe judiciare de timbru si alte taxe de timbru	070203	1,191,000	714,000	1,412,728	355,149	1,057,579	711,132		701,596
A4.IMPOZITE SI TAXE PE BUNURI SI SERVICII (cod 11.02+12.02+15.02+16.02)	0010	41,047,000	20,705,000	26,739,974	3,528,183	23,211,791	21,422,723		5,317,251
Sume defalcate din TVA (cod 11.02.01+11.02.02+11.02.05+11.02.06+11.02.09)	1102	30,913,000	14,336,000	13,415,519		13,415,519	13,415,519		
Sume defalcate din taxa pe valoarea adaugata pentru finantarea cheltuielilor descentralizate la nivelul comunelor, oraselor, municipiilor, sectoarelor si Municipiului Bucuresti	110202	29,763,000	13,757,000	12,843,519		12,843,519	12,843,519		
Sume defalcate din taxa pe valoarea adaugata pentru drumuri	110205	7,000	7,000						
Sume defalcate din taxa pe valoare adaugata pentru finantarea invatamantului particular sau confesional acreditat	110209	1,143,000	572,000	572,000		572,000	572,000		
Alte impozite si taxe generale pe bunuri si servicii (cod 12.02.07)	1202	2,000	2,000	55,053	55,053	-2	44		55,009
Taxe hoteliere	120207	2,000	2,000	55,053	55,053	-2	44		55,009
Taxe pe servicii specifice (cod 15.02.01+15.02.50)	1502	3,000	3,000	1,944	660	1,284	1,258		686
Impozit pe spectacole	150201	3,000	3,000	1,944	660	1,284	1,258		686
Taxe pe utilizarea bunurilor, autorizarea utilizarii bunurilor sau pe desfasurarea de activitati (cod 16.02.02+16.02.03+16.02.50)	1602	10,129,000	6,364,000	13,267,458	3,472,468	9,794,990	8,005,902		5,261,556
Impozit pe mijloacele de transport (cod 16.02.02.01+16.02.02.02)	160202	7,224,000	4,420,000	10,836,398	3,460,829	7,375,569	5,601,021		5,235,377
Impozit pe mijloacele de transport detinute de persoane fizice	16020201	4,857,000	3,000,000	7,101,275	2,072,170	5,029,105	3,926,273		3,175,002
Impozit pe mijloacele de transport detinute de persoane juridice	16020202	2,367,000	1,420,000	3,735,123	1,388,659	2,346,464	1,674,748		2,060,375
Taxe si tarife pentru eliberarea de licente si autorizatii de functionare	160203	40,000	24,000	35,307		35,307	35,307		
Alte taxe pe utilizarea bunurilor, autorizarea utilizarii bunurilor sau pe desfasurarea de activitati	160250	2,865,000	1,920,000	2,395,753	11,639	2,384,114	2,369,574		26,179
A6. ALTE IMPOZITE SI TAXE FISCALE (cod 18.02)	0011	231,000	138,000	279,102	50,131	228,971	193,332		85,770
Alte impozite si taxe fiscale (cod 18.02.50)	1802	231,000	138,000	279,102	50,131	228,971	193,332		85,770
Alte impozite si taxe	180250	231,000	138,000	279,102	50,131	228,971	193,332		85,770
C. VENITURI NEFISCALE (cod 00.13+00.14)	0012	14,315,630	10,065,080	19,206,610	10,069,718	9,136,892	8,673,146		10,533,464

179

A	B	1	2	3=4+5	4	5	6	7	8=3-6-7
C1. VENITURI DIN PROPRIETATE (cod 30.02+31.02)	0013	7,478,020	5,356,470	5,759,155	500,191	5,258,964	4,685,491		1,073,664
Venituri din proprietate (cod 30.02.01+30.02.05+30.02.08+30.02.50)	3002	7,478,020	5,356,470	5,759,155	500,191	5,258,964	4,685,491		1,073,664
Venituri din concesiuni si inchirieri (cod 30.02.05.30)	300205	7,143,020	5,156,470	5,545,085	500,191	5,044,894	4,471,421		1,073,664
Alte venituri din concesiuni si inchirieri de catre institutiile publice	30020530	7,143,020	5,156,470	5,545,085	500,191	5,044,894	4,471,421		1,073,664
Venituri din dividende (cod 30.02.08.02+30.02.08.03)	300208	335,000	200,000	214,070		214,070	214,070		
Venituri din dividende de la alti platitori	30020802	335,000	200,000	214,070		214,070	214,070		
C2. VANZARI DE BUNURI SI SERVICII (cod 33.02+34.02+35.02+36.02+37.02)	0014	6,837,610	4,708,610	13,447,455	9,569,527	3,877,928	3,987,655		9,459,800
Venituri din prestari de servicii si alte activitati (cod 33.02.08+33.02.10+33.02.12+33.02.24+33.02.27+33.02.28+33.02.33+33.02.50)	3302	1,127,000	687,000	994,094	122,267	871,827	853,987		140,107
Contributia parintilor sau sustinatorilor legali pentru intretinerea copiilor in crese	330210	157,000	105,000	145,581		145,581	145,581		
Contributia persoanelor beneficiare ale cantinelor de ajutor social	330212	22,000	14,000	12,751		12,751	12,751		
Venituri din recuperarea cheltuielilor de judecata, imputatii si despagubiri	330228	4,000	2,000	142,342	122,267	20,075	2,235		140,107
Alte venituri din prestari de servicii si alte activitati	330250	944,000	566,000	693,420		693,420	693,420		
Venituri din taxe administrative, eliberari permise (cod 34.02.02+34.02.50)	3402	70,000	42,000	41,598		41,598	41,598		
Taxe extrajudiciare de timbru	340202	2,000	2,000	616		616	616		
Alte venituri din taxe administrative, eliberari permise	340250	68,000	40,000	40,982		40,982	40,982		
Amenzi, penalitati si confiscari (cod 35.02.01 la 35.02.03+35.02.50)	3502	2,870,000	1,922,000	8,402,106	6,639,219	1,762,887	1,539,434		6,862,672
Venituri din amenzi si alte sanctiuni aplicate potrivit dispozitiilor legale (cod 35.02.01.02)	350201	2,870,000	1,922,000	8,402,106	6,639,219	1,762,887	1,539,434		6,862,672
Venituri din amenzi si alte sanctiuni aplicate de catre alte institutii de specialitate	35020102	2,870,000	1,922,000	8,402,106	6,639,219	1,762,887	1,539,434		6,862,672
Diverse venituri (cod 36.02.01+36.02.05+36.02.06+36.02.07+36.02.11+36.02.14+36.02.22+36.02.23+36.02.31+36.02.32+36.02.47+36.02.50)	3602	2,313,000	1,600,000	3,590,254	2,808,041	782,213	1,133,233		2,457,021
Taxe speciale	360206	2,250,000	1,550,000	3,588,787	2,808,041	780,746	1,131,766		2,457,021
Alte venituri	360250	63,000	50,000	1,467		1,467	1,467		
Transferuri voluntare, altele decat subventiile (cod 37.02.01+37.02.03 la 37.02.05+37.02.50)	3702	457,610	457,610	419,403		419,403	419,403		

A	B	1	2	3=4+5	4	5	6	7	8=3-6-7
Donatii si sponsorizari	370201	457,610	457,610	419,403		419,403	419,403		
Varsaminte din sectiunea de functionare pentru finantarea sectiunii de dezvoltare a bugetului local (cu semnul minus)	370203	-12,180,370	-7,267,620	-6,400,000		-6,400,000	-6,400,000		
Varsaminte din sectiunea de functionare	370204	12,180,370	7,267,620	6,400,000		6,400,000	6,400,000		
II. VENITURI DIN CAPITAL (cod 39.02)	0015			14,995	118	14,877	14,748		247
Venituri din valorificarea unor bunuri (cod 39.02.01+39.02.03+39.02.04+ 39.02.07+39.02.10)	3902			14,995	118	14,877	14,748		247
Venituri din valorificarea unor bunuri ale institutiilor publice	390201			8,387	40	8,347	8,179		208
Venituri din vanzarea locuintelor construite din fondurile statului	390203			83	78	5	44		39
Venituri din vanzarea unor bunuri apartinand domeniului privat al statului sau al unitatilor administrativ-teritoriale	390207			6,525		6,525	6,525		
III. OPERATIUNI FINANCIARE (cod 40.02+41.02)	0016			100,000		100,000	100,000		
Incasari din rambursarea imprumuturilor acordate (cod 40.02.06+40.02.07+40.02.10+40.02.11+40.02.13+40.02.14+40.02.50)	4002			100,000		100,000	100,000		
Sume din excedentul bugetului local utilizate pentru finantarea cheltuielilor sectiunii de dezvoltare	400214			100,000		100,000	100,000		
IV. SUBVENTII (cod 00.18)	0017	14,291,670	8,774,670	4,675,899	1,071,958	3,603,941	3,546,502		1,129,397
SUBVENTII DE LA ALTE NIVELE ALE ADMINISTRATIEI PUBLICE (cod 42.02+43.02)	0018	14,291,670	8,774,670	4,675,899	1,071,958	3,603,941	3,546,502		1,129,397
Subventii de la bugetul de stat (cod 42.02.01+42.02.05+42.02.10+42.02.12 la 42.02.18 la 42.02.21+42.02.28+42.02.29+42.02.32 la 42.02.36+42.02.40 la 42.02.42 la 42.02.45+42.02.51+42.02.52+ 42.02.54+42.02.55+42.02.62+42.02.65+ 42.02.66+42.02.67+42.02.69)	4202	14,291,670	8,774,670	4,675,899	1,071,958	3,603,941	3,546,502		1,129,397
Subventii pentru acordarea ajutorului pentru incalzirea locuintei cu lemne, carbuni, combustibili petrolieri	420234	28,090	28,090	29,664		29,664	29,664		
Subventii din bugetul de stat pentru finantarea sanatatii	420241	4,635,000	3,118,000	1,838,805	205,897	1,632,908	1,705,997		132,808
Sume primite de administratiile locale in cadrul programelor FEAGA implementate de APIA	420242			243,071		243,071	243,071		
Subventii pentru finantarea locuintelor sociale	420255	100,000	100,000						
Finantarea Programului National de Dezvoltare Locala	420265			1,225,902		1,225,902	1,225,902		
Subventii de la bugetul de stat catre bugetele locale necesare sustinerii derularii proiectelor finantate din fonduri externe nerambursabile (FEN) postaderare, aferente perioadei de programare 2014 - 2020	420269	9,500,000	5,500,000	1,309,885	866,061	443,824	313,296		996,589

177

A	B	1	2	3=4+5	4	5	6	7	8=3-6-7
Sume alocate pentru stimulentele de risc	420282	28,580	28,580	28,572		28,572	28,572		
Alte sume primite de la UE (cod 46.02.03)	4602			63,234		63,234	63,234		
Alte sume primite din fonduri de la Uniunea Europeana pentru programele operationale finantate din cadrul financiar 2014-2020	460204			63,234		63,234	63,234		
Sume primite de la UE/alti donatori in contul platilor efectuate si prefinantari aferente cadrului financiar 2014-2020 (cod 48.02.01 la 48.02.05+48.02.11+48.02.12+48.02.15+48.02.19)	4802	61,701,450	40,998,430	10,218,979	5,656,568	4,562,411	3,718,815		6,500,164
Fondul European de Dezvoltare Regionala (FEDR) (cod 48.02.01.01 la 48.02.01.03)	480201	61,601,450	40,898,430	10,557,262	5,563,847	4,993,415	4,057,098		6,500,164
Sume primite in contul platilor efectuate in anul curent	48020101	32,101,450	26,928,800	7,733,656	5,135,302	2,598,354	1,296,759		6,436,897
Sume primite in contul platilor efectuate in anii anteriori	48020102	1,500,000	1,500,000	534,018	428,545	105,473	470,751		63,267
Prefinantare	48020103	28,000,000	12,469,630	2,289,588		2,289,588	2,289,588		
Fondul Social European (FSE) (cod 48.02.02.01 la 48.02.02.03)	480202	100,000	100,000	-338,283	92,721	-431,004	-338,283		
Sume primite in contul platilor efectuate in anul curent	48020201	50,000	50,000	-362,921	92,721	-455,642	-362,921		
Sume primite in contul platilor efectuate in anii anteriori	48020202	50,000	50,000						
Prefinantare	48020203			24,638		24,638	24,638		
VENITURILE SECTIUNII DE FUNCTIONARE (cod 00.02+00.16+00.17+4702)-TOTAL	000102	161,847,320	101,559,940	120,778,431	24,734,075	96,044,356	91,508,918		29,269,513
VENITURI PROPRII (00.02-11.02-37.02)	4990	137,965,410	90,859,280	111,203,397	24,528,178	86,675,219	82,066,692		29,136,705
I. VENITURI CURENTE (cod 00.03+00.12)	0002	157,155,650	98,385,270	118,638,319	24,528,178	94,110,141	89,501,614		29,136,705
A. VENITURI FISCALE (cod 00.04+06.02+00.09+00.10+00.11)	0003	155,020,390	95,587,810	105,831,709	14,458,460	91,373,249	87,228,468		18,603,241
A1. IMPOZIT PE VENIT, PROFIT SI CASTIGURI DIN CAPITAL (cod 00.05+00.06+00.07)	0004	93,380,390	61,901,710	47,130,424		47,130,424	47,130,424		
A1.2. IMPOZIT PE VENIT, PROFIT SI CASTIGURI DIN CAPITAL DE LA PERSOANE FIZICE (cod 03.02+04.02)	0005	93,380,390	61,901,710	47,130,424		47,130,424	47,130,424		
Impozit pe venit (cod 03.02.17+ 03.02.18)	0302	401,390	240,000	124,321		124,321	124,321		
Impozitul pe veniturile din transferul proprietatilor imobiliare din patrimoniul personal	030218	401,390	240,000	124,321		124,321	124,321		
Cote si sume defalcate din impozitul pe venit (cod 04.02.01+04.02.04)	0402	92,979,000	61,661,710	47,006,103		47,006,103	47,006,103		
Cote defalcate din impozitul pe venit	040201	90,055,000	60,199,710	45,503,242		45,503,242	45,503,242		
Sume repartizate din Fondul la dispozitia Consiliului Judetean	040205	2,924,000	1,462,000	1,502,861		1,502,861	1,502,861		
A3. IMPOZITE SI TAXE PE PROPRIETATE (cod 07.02)	0009	20,362,000	12,843,100	31,682,209	10,880,146	20,802,063	18,481,989		13,200,220
Impozite si taxe pe proprietate (cod 07.02.01 la	0702	20,362,000	12,843,100	31,682,209	10,880,146	20,802,063	18,481,989		13,200,220

176

A	B	1	2	3=4+5	4	5	6	7	8=3-6-7
07.02.03+07.02.50)									
Impozit si taxa pe cladiri (cod 07.02.01.01+07.02.01.02)	070201	15,637,000	10,007,100	24,499,281	9,494,596	15,004,685	14,099,821		10,399,460
Impozit pe cladiri de la persoane fizice	07020101	5,241,000	3,849,500	6,277,513	1,080,823	5,196,690	4,375,169		1,902,344
Impozit si taxa pe cladiri de la persoane juridice	07020102	10,396,000	6,157,600	18,221,768	8,413,773	9,807,995	9,724,652		8,497,116
Impozit si taxa pe teren (cod 07.02.02.01 la 07.02.02.03)	070202	3,534,000	2,122,000	5,770,200	1,030,401	4,739,799	3,671,036		2,099,164
Impozit pe terenuri de la persoane fizice	07020201	1,336,000	802,000	2,860,225	365,041	2,495,184	1,678,355		1,181,870
Impozit si taxa pe teren de la persoane juridice	07020202	1,885,000	1,132,000	2,498,360	542,841	1,955,519	1,732,876		765,484
Impozitul pe terenul extravilan*)+Restante anii anteriori din impozitul pe terenul agricol-	07020203	313,000	188,000	411,615	122,519	289,096	259,805		151,810
Taxe judiciare de timbru si alte taxe de timbru	070203	1,191,000	714,000	1,412,728	355,149	1,057,579	711,132		701,596
A4. IMPOZITE SI TAXE PE BUNURI SI SERVICII (cod 11.02+12.02+15.02+16.02)	0010	41,047,000	20,705,000	26,739,974	3,528,183	23,211,791	21,422,723		5,317,251
Sume defalcate din TVA (cod 11.02.01+11.02.02+11.02.05+11.02.06+11.02.09)	1102	30,913,000	14,336,000	13,415,519		13,415,519	13,415,519		
Sume defalcate din taxa pe valoarea adaugata pentru finantarea cheltuielilor descentralizate la nivelul comunelor, oraselor, municipiilor, sectoarelor si Municipiului Bucuresti	110202	29,763,000	13,757,000	12,843,519		12,843,519	12,843,519		
Sume defalcate din taxa pe valoarea adaugata pentru drumuri	110205	7,000	7,000						
Sume defalcate din taxa pe valoare adaugata pentru finantarea invatamantului particular sau confesional acreditat	110209	1,143,000	572,000	572,000		572,000	572,000		
Alte impozite si taxe generale pe bunuri si servicii (cod 12.02.07)	1202	2,000	2,000	55,053	55,055	-2	44		55,009
Taxe hoteliere	120207	2,000	2,000	55,053	55,055	-2	44		55,009
Taxe pe servicii specifice (cod 15.02.01+15.02.50)	1502	3,000	3,000	1,944	660	1,284	1,258		686
Impozit pe spectacole	150201	3,000	3,000	1,944	660	1,284	1,258		686
Taxe pe utilizarea bunurilor, autorizarea utilizarii bunurilor sau pe desfasurarea de activitati (cod 16.02.02+16.02.03+16.02.50)	1602	10,129,000	6,364,000	13,267,458	3,472,466	9,794,990	8,005,902		5,261,556
Impozit pe mijloacele de transport (cod 16.02.02.01+16.02.02.02)	160202	7,224,000	4,420,000	10,836,398	3,460,829	7,375,569	5,601,021		5,235,377
Impozit pe mijloacele de transport detinute de persoane fizice	16020201	4,857,000	3,000,000	7,101,275	2,072,170	5,029,105	3,926,273		3,175,002
Impozit pe mijloacele de transport detinute de persoane juridice	16020202	2,367,000	1,420,000	3,735,123	1,388,659	2,346,464	1,674,748		2,060,375
Taxe si tarife pentru eliberarea de licente si autorizatii de functionare	160203	40,000	24,000	35,307		35,307	35,307		
Alte taxe pe utilizarea bunurilor, autorizarea utilizarii bunurilor	160250	2,865,000	1,920,000	2,395,753	11,639	2,384,114	2,369,574		26,179


145

A	B	1	2	3=4+5	4	5	6	7	8=3-6-7
sau pe desfasurarea de activitati									
A6. ALTE IMPOZITE SI TAXE FISCALE (cod 18.02)	0011	231,000	138,000	279,102	50,131	228,971	193,332		85,770
Alte impozite si taxe fiscale (cod 18.02.50)	1802	231,000	138,000	279,102	50,131	228,971	193,332		85,770
Alte impozite si taxe	180250	231,000	138,000	279,102	50,131	228,971	193,332		85,770
C. VENITURI NEFISCALE (cod 00.13+00.14)	0012	2,135,260	2,797,460	12,806,610	10,069,718	2,736,892	2,273,146		10,533,464
C1. VENITURI DIN PROPRIETATE (cod 30.02+31.02)	0013	7,478,020	5,356,470	5,759,155	500,191	5,258,964	4,685,491		1,073,664
Venituri din proprietate (cod 30.02.01+30.02.05+30.02.08+30.02.50)	3002	7,478,020	5,356,470	5,759,155	500,191	5,258,964	4,685,491		1,073,664
Venituri din concesiuni si inchirieri (cod 30.02.05.30)	300205	7,143,020	5,156,470	5,545,085	500,191	5,044,894	4,471,421		1,073,664
Alte venituri din concesiuni si inchirieri de catre institutiile publice	30020530	7,143,020	5,156,470	5,545,085	500,191	5,044,894	4,471,421		1,073,664
Venituri din dividende (cod 30.02.08.02+30.02.08.03)	300208	335,000	200,000	214,070		214,070	214,070		
Venituri din dividende de la alti platitori	30020802	335,000	200,000	214,070		214,070	214,070		
C2. VANZARI DE BUNURI SI SERVICII (cod 33.02+34.02+35.02+36.02+37.02)	0014	-5,342,760	-2,559,010	7,047,455	9,569,527	-2,522,072	-2,412,345		9,459,800
Venituri din prestari de servicii si alte activitati (cod 33.02.08+33.02.10+33.02.12+33.02.24+33.02.27+33.02.28+33.02.33+33.02.50)	3302	1,127,000	687,000	994,094	122,267	871,827	853,987		140,107
Contributia parintilor sau sustinatorilor legali pentru intretinerea copiilor in crese	330210	157,000	105,000	145,581		145,581	145,581		
Contributia persoanelor beneficiare ale cantinelor de ajutor social	330212	22,000	14,000	12,751		12,751	12,751		
Venituri din recuperarea cheltuielilor de judecata, imputatii si despagubiri	330228	4,000	2,000	142,342	122,267	20,075	2,235		140,107
Alte venituri din prestari de servicii si alte activitati	330250	944,000	566,000	693,420		693,420	693,420		
Venituri din taxe administrative, eliberari permise (cod 34.02.02+34.02.50)	3402	70,000	42,000	41,598		41,598	41,598		
Taxe extrajudiciare de timbru	340202	2,000	2,000	616		616	616		
Alte venituri din taxe administrative, eliberari permise	340250	68,000	40,000	40,982		40,982	40,982		
Amenzi, penalitati si confiscari (cod 35.02.01 la 35.02.03+35.02.50)	3502	2,870,000	1,922,000	8,402,106	6,639,219	1,762,887	1,539,434		6,862,672
Venituri din amenzi si alte sanctiuni aplicate potrivit dispozitiilor legale (cod 35.02.01.02)	350201	2,870,000	1,922,000	8,402,106	6,639,219	1,762,887	1,539,434		6,862,672
Venituri din amenzi si alte sanctiuni aplicate de catre alte institutii de specialitate	35020102	2,870,000	1,922,000	8,402,106	6,639,219	1,762,887	1,539,434		6,862,672
Diverse venituri (cod 36.02.01+36.02.05+36.02.06+36.02.11+36.02.14+36.02.32+36.02.33)	3602	2,313,000	1,600,000	3,590,254	2,808,041	782,213	1,133,233		2,457,021

A	B	1	2	3=4+5	4	5	6	7	8=3-6-7
6.02.50)									
Taxe speciale	360206	2,250,000	1,550,000	3,588,787	2,808,041	780,746	1,131,766		2,457,021
Alte venituri	360250	63,000	50,000	1,467		1,467	1,467		
Transferuri voluntare, altele decat subventiile (cod 37.02.01+37.02.03+37.02.50)	3702	-11,722,760	-6,810,010	-5,980,597		-5,980,597	-5,980,597		
Donatii si sponsorizari	370201	457,610	457,610	419,403		419,403	419,403		
Varsaminte din sectiunea de functionare pentru finantarea sectiunii de dezvoltare a bugetului local (cu semnul minus)	370203	-12,180,370	-7,267,620	-6,400,000		-6,400,000	-6,400,000		
IV. SUBVENTII (cod 00.18)	0017	4,691,670	3,174,670	2,140,112	205,897	1,934,215	2,007,304		132,808
SUBVENTII DE LA ALTE NIVELE ALE ADMINISTRATIEI PUBLICE (cod 42.02+43.02)	0018	4,691,670	3,174,670	2,140,112	205,897	1,934,215	2,007,304		132,808
Subventii de la bugetul de stat (cod 42.02.21+42.02.28+42.02.32 la 42.02.36+ 42.02.41+ 42.02.42+42.02.44+42.02.45+ 42.02.51+ 42.02.54+42.02.66)	4202	4,691,670	3,174,670	2,140,112	205,897	1,934,215	2,007,304		132,808
Subventii pentru acordarea ajutorului pentru incalzirea locuintei cu lemne, carbuni, combustibili petrolieri	420234	28,090	28,090	29,664		29,664	29,664		
Subventii din bugetul de stat pentru finantarea sanatatii	420241	4,635,000	3,118,000	1,838,805	205,897	1,632,908	1,705,997		132,808
Sume primite de administratiile locale in cadrul programelor FEAGA implementate de APIA	420242			243,071		243,071	243,071		
Sume alocate pentru stimulentele de risc	420282	28,580	28,580	28,572		28,572	28,572		
VENITURILE SECTIUNII DE DEZVOLTARE (00.02+00.15+0016+00.17+45.02+48.02+4602) - TOTAL	000102	83,481,820	53,866,050	19,332,995	6,522,747	12,810,248	11,835,995		7,497,000
VENITURI PROPRII (cod 00.02-11.02-37.02+00.15)	4990			14,995	118	14,877	14,748		247
I. VENITURI CURENTE (cod 00.03+00.12)	0002	12,180,370	7,267,620	6,400,000		6,400,000	6,400,000		
C1. VENITURI NEFISCALE (cod 00.14)	0012	12,180,370	7,267,620	6,400,000		6,400,000	6,400,000		
C2. VANZARI DE BUNURI SI SERVICII (cod 36.02+37.02)	0014	12,180,370	7,267,620	6,400,000		6,400,000	6,400,000		
Transferuri voluntare, altele decat subventiile (cod 37.02.04+37.02.05)	3702	12,180,370	7,267,620	6,400,000		6,400,000	6,400,000		
Varsaminte din sectiunea de functionare	370204	12,180,370	7,267,620	6,400,000		6,400,000	6,400,000		
II. VENITURI DIN CAPITAL (cod 39.02)	0015			14,995	118	14,877	14,748		247
Venituri din valorificarea unor bunuri (cod 39.02.01+39.02.03+39.02.04+39.02.07+39.02.10)	3902			14,995	118	14,877	14,748		247
Venituri din valorificarea unor bunuri ale institutiilor publice	390201			8,387	40	8,347	8,179		208
Venituri din vanzarea locuintelor construite din fondurile statului	390203			83	78	5	44		39
Venituri din vanzarea unor bunuri apartinand domeniului privat al statului sau al unitatilor administrativ-teritoriale	390207			6,525		6,525	6,525		

173

A	B	1	2	3=4+5	4	5	6	7	8=3-6-7
III. OPERATIUNI FINANCIARE (cod 40.02+41.02)	0016			100,000		100,000	100,000		
Incasari din rambursarea imprumuturilor acordate (cod 40.02.13+40.02.14+40.02.16)	4002			100,000		100,000	100,000		
Sume din excedentul bugetului local utilizate pentru finantarea cheltuielilor sectiunii de dezvoltare	400214			100,000		100,000	100,000		
IV. SUBVENTII (cod 00.18)	0017	9,600,000	5,600,000	2,535,787	866,061	1,669,726	1,539,198		996,589
SUBVENTII DE LA ALTE NIVELE ALE ADMINISTRATIEI PUBLICE (cod 42.02+43.02)	0018	9,600,000	5,600,000	2,535,787	866,061	1,669,726	1,539,198		996,589
Subventii de la bugetul de stat (cod 42.02.01+42.02.05+42.02.10+42.02.12 la 42.02.18+42.02.20+ 42.02.29+42.02.40+42.02.51+42.02.52+42.02.55+ 42.02.62+42.02.65+ 42.02.67+42.02.69)	4202	9,600,000	5,600,000	2,535,787	866,061	1,669,726	1,539,198		996,589
Subventii pentru finantarea locuintelor sociale	420255	100,000	100,000						
Finantarea Programului National de Dezvoltare Locala	420265			1,225,902		1,225,902	1,225,902		
Subventii de la bugetul de stat catre bugetele locale necesare sustinerii derularii proiectelor finantate din fonduri externe nerambursabile (FEN) postaderare, aferente perioadei de programare 2014 - 2020	420269	9,500,000	5,500,000	1,309,885	866,061	443,824	313,296		996,589
Alte sume primite de la UE (cod 46.02.03)	4602			63,234		63,234	63,234		
Alte sume primite din fonduri de la Uniunea Europeana pentru programele operationale finantate din cadrul financiar 2014-2020	460204			63,234		63,234	63,234		
Sume primite de la UE/alti donatori in contul platilor efectuate si prefinantari aferente cadrului financiar 2014-2020 (cod 48.02.01 la 48.02.05+48.02.11+48.02.12+48.02.15+48.02.19)	4802	61,701,450	40,998,430	10,218,979	5,656,566	4,562,411	3,718,815		6,500,164
Fondul European de Dezvoltare Regionala (FEDR) (cod 48.02.01.01 la 48.02.01.03)	480201	61,601,450	40,898,430	10,557,262	5,563,847	4,993,415	4,057,098		6,500,164
Sume primite in contul platilor efectuate in anul curent	48020101	32,101,450	26,928,800	7,733,656	5,135,302	2,598,354	1,296,759		6,436,897
Sume primite in contul platilor efectuate in anii anteriori	48020102	1,500,000	1,500,000	534,018	428,545	105,473	470,751		63,267
Prefinantare	48020103	28,000,000	12,469,630	2,289,588		2,289,588	2,289,588		
Fondul Social European (FSE) (cod 48.02.02.01 la 48.02.02.03)	480202	100,000	100,000	-338,283	92,721	-431,004	-338,283		
Sume primite in contul platilor efectuate in anul curent	48020201	50,000	50,000	-362,921	92,721	-455,642	-362,921		
Sume primite in contul platilor efectuate in anii anteriori	48020202	50,000	50,000						
Prefinantare	48020203			24,638		24,638	24,638		



1 DIRECTOR ECONOMIC

172

Anexa 13

CONTUL DE EXECUTIE A BUGETULUI LOCAL- CHELTUIELI

la data de 30.06.2022

Cl. 681.02
 preambulare + 228602
 Total gen -lei- 109985615

pd 21

Denumirea indicatorilor *)	Cod indicator	Credite de angajament		Credite bugetare		Angajamente bugetare	Angajamente legale	Plati efectuate	Angajamente legale de platit	Cheltuieli efective
		Aprobate la finele perioadei de raportare	Trimestriale cumulate	Aprobate la finele perioadei de raportare	Trimestriale cumulate					
A	B	1	2	3	4	5	6	7	8=6-7	9
TOTAL CHELTUIELI (cod 50.02+59.02+63.02+70.02+74.02+79.02)	4902	114,189,020	84,573,250	276,036,340	186,133,190	185,947,446	185,947,446	88,231,372	97,716,074	109,756,813
Partea I-a SERVICII PUBLICE GENERALE (cod 51.02+54.02+55.02+56.02)	5002	2,780,000	2,180,000	39,365,500	23,276,400	23,115,222	23,115,222	17,087,902	6,027,320	18,480,953
Autoritati publice si actiuni externe (cod 51.02.01)	5102	1,634,000	1,484,000	30,639,400	18,475,900	18,438,722	18,438,722	14,170,272	4,268,450	15,566,254
Autoritati executive si legislative (cod 51.02.01.03)	510201	1,634,000	1,484,000	30,639,400	18,475,900	18,438,722	18,438,722	14,170,272	4,268,450	15,566,254
Autoritati executive	51020103	1,634,000	1,484,000	30,639,400	18,475,900	18,438,722	18,438,722	14,170,272	4,268,450	15,566,254
Alte servicii publice generale (cod 54.02.05 la 54.02.07+54.02.10+54.02.50)	5402	1,146,000	696,000	4,826,100	3,090,500	2,966,500	2,966,500	1,346,013	1,620,487	1,342,915
Fond de rezerva bugetara la dispozitia autoritatilor locale	540205			244,000	124,000					
Servicii publice comunitare de evidenta a persoanelor	540210	105,000	105,000	1,840,000	1,038,400	1,038,400	1,038,400	786,134	252,266	798,685
Alte servicii publice generale	540250	1,041,000	591,000	2,742,100	1,928,100	1,928,100	1,928,100	559,879	1,368,221	544,230
Tranzactii privind datoria publica si imprumuturi	5502			3,900,000	1,710,000	1,710,000	1,710,000	1,571,617	138,383	1,571,784
Partea a II-a APARARE, ORDINE PUBLICA SI SIGURANTA NATIONALA (60.02+61.02)	5902	55,000	55,000	6,405,000	3,530,720	3,510,263	3,510,263	3,059,520	450,743	3,177,574
Ordine publica si siguranta nationala (cod 61.02.03 +61.02.05+61.02.50)	6102	55,000	55,000	6,405,000	3,530,720	3,510,263	3,510,263	3,059,520	450,743	3,177,574
Ordine publica (cod 61.02.03.04)	610203	55,000	55,000	6,205,000	3,406,720	3,386,263	3,386,263	3,057,195	329,068	3,172,505
Politie locala	61020304	55,000	55,000	6,205,000	3,406,720	3,386,263	3,386,263	3,057,195	329,068	3,172,505
Protectie civila si protectia contra incendiilor (protectie civila nonmilitara)	610205			200,000	124,000	124,000	124,000	2,325	121,675	5,069
Partea a III-a CHELTUIELI SOCIAL-CULTURALE(cod	6302	11,608,590	10,710,480	81,718,860	57,939,300	57,935,191	57,935,191	39,777,085	18,158,106	40,581,762

171

A	B	1	2	3	4	5	6	7	8=6-7	9
65.02+66.02+67.02+68.02)										
Invatamant (cod 65.02.03 la 65.02.05+65.02.07+65.02.11+65.02.12+65.02.50)	6502	8,321,850	8,310,640	27,743,850	23,950,040	23,947,431	23,947,431	13,131,178	10,816,253	12,589,801
Invatamant prescolar si primar (cod 65.02.03.01+65.02.03.02)	650203	518,910	518,910	3,247,610	2,416,010	2,416,010	2,416,010	1,623,341	792,669	1,719,182
Invatamant prescolar	65020301	518,910	518,910	3,247,610	2,416,010	2,416,010	2,416,010	1,623,341	792,669	1,719,182
Invatamant secundar (cod 65.02.04.01 la 65.02.04.03)	650204	1,547,180	1,547,180	16,439,580	13,884,980	13,884,175	13,884,175	9,334,946	4,549,229	9,930,294
Invatamant secundar inferior	65020401	308,000	308,000	5,585,400	4,502,100	4,502,100	4,502,100	3,437,234	1,064,866	3,516,380
Invatamant secundar superior	65020402	1,239,180	1,239,180	10,854,180	9,382,880	9,382,075	9,382,075	5,897,712	3,484,363	6,413,914
Servicii educationale complementare (cod 65.02.12.01)	650212			320,000	320,000	320,000	320,000	281,792	38,208	261,250
Scoala dupa scoala	65021201			320,000	320,000	320,000	320,000	281,792	38,208	261,250
Învatamânt anteprescolar	650213	84,010	72,800	1,092,410	852,800	850,996	850,996	762,249	88,747	582,819
Alte cheltuieli in domeniul invatamantului	650250	6,171,750	6,171,750	6,644,250	6,476,250	6,476,250	6,476,250	1,128,850	5,347,400	96,256
Sanatate (cod 66.02.06+66.02.08+66.02.50)	6602			4,848,000	3,226,000	3,226,000	3,226,000	1,846,740	1,379,260	1,735,733
Servicii de sanatate publica	660208			3,133,000	1,891,000	1,891,000	1,891,000	1,258,036	632,964	1,236,641
Alte cheltuieli in domeniul sanatatii (cod 66.02.50.50)	660250			1,715,000	1,335,000	1,335,000	1,335,000	588,704	746,296	499,092
Alte institutii si actiuni sanitare	66025050			1,715,000	1,335,000	1,335,000	1,335,000	588,704	746,296	499,092
Cultura, recreere si religie (cod 67.02.03+67.02.05+67.02.06+67.02.50)	6702	2,750,900	1,864,000	22,314,500	15,719,110	15,719,110	15,719,110	11,443,983	4,275,127	11,773,665
Servicii culturale (cod 67.02.03.02 la 67.02.03.08+67.02.03.12+67.02.03.30)	670203	75,000	75,000	4,385,600	2,334,750	2,334,750	2,334,750	1,974,461	360,289	2,003,170
Case de cultura	67020306	28,000	28,000	3,428,000	1,875,650	1,875,650	1,875,650	1,778,000	97,650	1,778,000
Alte servicii culturale	67020330	47,000	47,000	957,600	459,100	459,100	459,100	196,461	262,639	225,170
Servicii recreative si sportive (cod 67.02.05.01 la 67.02.05.03)	670205	1,610,900	1,224,000	16,413,900	12,569,360	12,569,360	12,569,360	9,002,478	3,566,882	9,770,495
Sport	67020501	1,110,900	724,000	8,413,900	6,069,360	6,069,360	6,069,360	4,991,361	1,077,999	4,952,857
Intretinere gradini publice, parcuri, zone verzi, baze sportive si de agrement	67020503	500,000	500,000	8,000,000	6,500,000	6,500,000	6,500,000	4,011,117	2,488,883	4,817,638
Alte servicii in domeniile culturii, recreerii si religiei	670250	1,065,000	565,000	1,515,000	815,000	815,000	815,000	467,044	347,956	
Asigurari si asistenta sociala (cod 68.02.04 la 68.02.06+68.02.10+68.02.11+68.02.12+68.02.15+68.02.50)	6802	535,840	535,840	26,812,510	15,044,150	15,042,650	15,042,650	13,355,184	1,687,466	14,482,563
Asistenta sociala in caz de boli si invaliditati (cod 68.02.05.02)	680205			15,810,000	8,596,000	8,596,000	8,596,000	7,970,560	625,440	8,063,651
Asistenta sociala in caz de invaliditate	68020502			15,810,000	8,596,000	8,596,000	8,596,000	7,970,560	625,440	8,063,651
Ajutoare pentru locuinte	680210			28,090	28,090	28,090	28,090	28,084	6	26,084
Alte cheltuieli în domeniul asigurarilor si asistentei sociale (cod 680250)	680250	535,840	535,840	10,974,420	6,420,060	6,418,560	6,418,560	5,356,540	1,062,020	6,392,828

A	B	1	2	3	4	5	6	7	8=6-7	9
68.02.50.50)										
Alte cheltuieli în domeniul asistentei sociale	68025050	535,840	535,840	10,974,420	6,420,060	6,418,560	6,418,560	5,356,540	1,062,020	6,392,828
Partea a IV-a SERVICII SI DEZVOLTARE PUBLICA, LOCUINTE, MEDIU SI APE (cod 70.02+74.02)	6902	35,490,660	28,522,830	59,122,210	42,881,830	42,881,830	42,881,830	14,131,756	28,750,074	15,327,375
Locuinte, servicii si dezvoltare publica (cod 70.02.03+70.02.05 la 70.02.07+70.02.50)	7002	35,002,190	28,034,360	48,388,740	34,448,360	34,448,360	34,448,360	7,788,944	26,659,416	9,046,388
Locuinte (cod 70.02.03.01+70.02.03.30)	700203	4,034,570	4,034,570	4,034,570	4,034,570	4,034,570	4,034,570	1,604,322	2,430,248	389,122
Alte cheltuieli in domeniul locuintelor	70020330	4,034,570	4,034,570	4,034,570	4,034,570	4,034,570	4,034,570	1,604,322	2,430,248	389,122
Iluminat public si electrificari rurale	700206	17,256,620	11,610,640	19,786,620	13,192,640	13,192,640	13,192,640	1,197,782	11,994,858	1,454,691
Alte servicii in domeniul locuintelor, serviciilor si dezvoltarii comunale	700250	13,711,000	12,389,150	24,567,550	17,221,150	17,221,150	17,221,150	4,986,840	12,234,310	7,202,575
Protectia mediului (cod 74.02.03+74.02.05+74.02.06+74.02.50)	7402	488,470	488,470	10,733,470	8,433,470	8,433,470	8,433,470	6,342,812	2,090,658	6,280,987
Salubritate si gestiunea deseurilor (cod 74.02.05.01+74.02.05.02)	740205	488,470	488,470	10,733,470	8,433,470	8,433,470	8,433,470	6,342,812	2,090,658	6,280,987
Salubritate	74020501	488,470	488,470	10,733,470	8,433,470	8,433,470	8,433,470	6,342,812	2,090,658	6,280,987
Partea a V-a ACTIUNI ECONOMICE (80.02+81.02+83.02+84.02+87.02)	7902	64,254,770	43,104,940	89,424,770	58,504,940	58,504,940	58,504,940	14,175,109	44,329,831	32,189,149
Agricultura, silvicultura, piscicultura si vanatoare (cod 83.02.03)	8302			800,000	500,000	500,000	500,000	381,866	118,134	339,126
Alte cheltuieli în domeniul agriculturii, silviculturii, pisciculturii si vanatorii	830250			800,000	500,000	500,000	500,000	381,866	118,134	339,126
Transporturi (cod 84.02.03+84.02.04+84.02.06+84.02.50)	8402	64,254,770	43,104,940	88,624,770	58,004,940	58,004,940	58,004,940	13,793,243	44,211,697	31,850,023
Transport rutier (cod 84.02.03.01 la 84.02.03.03)	840203	64,016,770	42,866,940	88,386,770	57,766,940	57,766,940	57,766,940	13,793,243	43,973,697	31,850,023
Transport in comun	84020302	75,000	75,000	17,475,000	9,575,000	9,575,000	9,575,000	7,752,974	1,822,026	8,345,199
Strazi	84020303	63,941,770	42,791,940	70,911,770	48,191,940	48,191,940	48,191,940	6,040,269	42,151,671	23,504,824
Alte cheltuieli in domeniul transporturilor	840250	238,000	238,000	238,000	238,000	238,000	238,000		238,000	
CHELTUIELILE SECTIUNII DE FUNCTIONARE (cod 50.02+59.02+63.02+70.02+74.02+79.02)	4902			161,847,320	101,559,940	101,374,196	101,374,196	79,839,842	21,534,354	79,449,471
Partea I-a SERVICII PUBLICE GENERALE (cod 51.02+54.02+55.02+56.02)	5002			36,585,500	21,096,400	20,935,222	20,935,222	16,965,364	3,969,858	17,008,004
Autoritati publice si actiuni externe (cod 51.02.01)	5102			29,005,400	16,991,900	16,954,722	16,954,722	14,084,734	2,869,988	14,130,305
Autoritati executive si legislative (cod 51.02.01.03)	510201			29,005,400	16,991,900	16,954,722	16,954,722	14,084,734	2,869,988	14,130,305
Autoritati executive	51020103			29,005,400	16,991,900	16,954,722	16,954,722	14,084,734	2,869,988	14,130,305
Alte servicii publice generale (cod 54.02.05 la 54.02.07+54.02.10+54.02.50)	5402			3,680,100	2,394,500	2,270,500	2,270,500	1,309,013	961,487	1,305,915

169

A	B	1	2	3	4	5	6	7	8=6-7	9
Fond de rezerva bugetara la dispozitia autoritatilor locale	540205			244,000	124,000					
Servicii publice comunitare de evidenta a persoanelor	540210			1,735,000	933,400	933,400	933,400	786,134	147,266	798,685
Alte servicii publice generale	540250			1,701,100	1,337,100	1,337,100	1,337,100	522,879	814,221	507,230
Tranzactii privind datoria publica si imprumuturi	5502			3,900,000	1,710,000	1,710,000	1,710,000	1,571,617	138,383	1,571,784
Partea a II-a APARARE, ORDINE PUBLICA SI SIGURANTA NATIONALA (60.02+61.02)	5902			6,350,000	3,475,720	3,455,263	3,455,263	3,059,520	395,743	3,174,779
Ordine publica si siguranta nationala (cod 61.02.03+61.02.05+61.02.50)	6102			6,350,000	3,475,720	3,455,263	3,455,263	3,059,520	395,743	3,174,779
Ordine publica (cod 61.02.03.04)	610203			6,150,000	3,351,720	3,331,263	3,331,263	3,057,195	274,068	3,169,710
Politie locala	61020304			6,150,000	3,351,720	3,331,263	3,331,263	3,057,195	274,068	3,169,710
Protectie civila si protectia contra incendiilor (protectie civila nonmilitara)	610205			200,000	124,000	124,000	124,000	2,325	121,675	5,069
Partea a III-a CHELTUIELI SOCIAL-CULTURALE(cod 65.02+66.02+67.02+68.02)	6302			70,110,270	47,228,820	47,224,711	47,224,711	37,679,608	9,545,103	40,222,427
Invatamant (cod 65.02.03 la 65.02.05+65.02.07+65.02.11+65.02.12+65.02.50)	6502			19,422,000	15,639,400	15,636,791	15,636,791	11,687,031	3,949,760	12,410,753
Invatamant prescolar si primar (cod 65.02.03.01+65.02.03.02)	650203			2,728,700	1,897,100	1,897,100	1,897,100	1,619,936	277,164	1,680,355
Invatamant prescolar	65020301			2,728,700	1,897,100	1,897,100	1,897,100	1,619,936	277,164	1,680,355
Invatamant secundar (cod 65.02.04.01 la 65.02.04.03)	650204			14,892,400	12,337,800	12,336,995	12,336,995	9,025,625	3,311,370	9,882,202
Invatamant secundar inferior	65020401			5,277,400	4,194,100	4,194,100	4,194,100	3,323,792	870,308	3,506,793
Invatamant secundar superior	65020402			9,615,000	8,143,700	8,142,895	8,142,895	5,701,833	2,441,062	6,375,409
Servicii educationale complementare (cod 65.02.12.01)	650212			320,000	320,000	320,000	320,000	281,792	38,208	261,250
Scoala dupa scoala	65021201			320,000	320,000	320,000	320,000	281,792	38,208	261,250
Învățământ anteprescolar	650213			1,008,400	780,000	778,196	778,196	750,644	27,552	577,912
Alte cheltuieli in domeniul invatamantului	650250			472,500	304,500	304,500	304,500	9,034	295,466	9,034
Sanatate (cod 66.02.06+66.02.08+66.02.50)	6602			4,848,000	3,226,000	3,226,000	3,226,000	1,846,740	1,379,260	1,733,609
Servicii de sanatate publica	660208			3,133,000	1,891,000	1,891,000	1,891,000	1,258,036	632,964	1,234,517
Alte cheltuieli in domeniul sanatatii (cod 66.02.50.50)	660250			1,715,000	1,335,000	1,335,000	1,335,000	588,704	746,296	499,092
Alte institutii si actiuni sanitare	66025050			1,715,000	1,335,000	1,335,000	1,335,000	588,704	746,296	499,092
Cultura, recreere si religie (cod 67.02.03+67.02.05+67.02.06+67.02.50)	6702			19,563,600	13,855,110	13,855,110	13,855,110	10,888,752	2,966,358	11,745,318
Servicii culturale (cod 67.02.03.02 la 67.02.03.08+67.02.03.12+67.02.03.30)	670203			4,310,600	2,259,750	2,259,750	2,259,750	1,931,574	328,176	1,974,823
Case de cultura	67020306			3,400,000	1,847,650	1,847,650	1,847,650	1,750,000	97,650	1,750,000

A	B	1	2	3	4	5	6	7	8=6-7	9
Alte servicii culturale	67020330			910,600	412,100	412,100	412,100	181,574	230,526	224,823
Servicii recreative si sportive (cod 67.02.05.01 la 67.02.05.03)	670205			14,803,000	11,345,360	11,345,360	11,345,360	8,937,678	2,407,682	9,770,495
Sport	67020501			7,303,000	5,345,360	5,345,360	5,345,360	4,926,561	418,799	4,952,857
Intretinere gradini publice, parcuri, zone verzi, baze sportive si agrement	67020503			7,500,000	6,000,000	6,000,000	6,000,000	4,011,117	1,988,883	4,817,638
Alte servicii in domeniile culturii, recreerii si religiei	670250			450,000	250,000	250,000	250,000	19,500	230,500	
Asigurari si asistenta sociala (cod 68.02.04 la 68.02.06 +68.02.10+68.02.11+68.02.12+68.02.15+68.02.50)	6802			26,276,670	14,508,310	14,506,810	14,506,810	13,257,085	1,249,725	14,332,747
Asistenta sociala in caz de boli si invaliditati (cod 68.02.05.02)	680205			15,810,000	8,596,000	8,596,000	8,596,000	7,970,560	625,440	8,063,651
Asistenta sociala in caz de invaliditate	68020502			15,810,000	8,596,000	8,596,000	8,596,000	7,970,560	625,440	8,063,651
Ajutoare pentru locuinte	680210			28,090	28,090	28,090	28,090	28,084	6	26,084
Alte cheltuieli în domeniul asigurarilor si asistentei sociale (cod 68.02.50.50)	680250			10,438,580	5,884,220	5,882,720	5,882,720	5,258,441	624,279	6,243,012
Alte cheltuieli în domeniul asistentei sociale	68025050			10,438,580	5,884,220	5,882,720	5,882,720	5,258,441	624,279	6,243,012
Partea a IV-a SERVICII SI DEZVOLTARE PUBLICA, LOCUINTE, MEDIU SI APE (cod 70.02+74.02)	6902			23,631,550	14,359,000	14,359,000	14,359,000	12,173,910	2,185,090	9,259,364
Locuinte, servicii si dezvoltare publica (cod 70.02.03+70.02.05 la 70.02.07+70.02.50)	7002			13,386,550	6,414,000	6,414,000	6,414,000	5,892,923	521,077	2,978,377
Iluminat public si electrificari rurale	700206			2,530,000	1,582,000	1,582,000	1,582,000	1,164,378	417,622	1,454,691
Alte servicii in domeniul locuintelor, serviciilor si dezvoltarii comunale	700250			10,856,550	4,832,000	4,832,000	4,832,000	4,728,545	103,455	1,523,686
Protectia mediului (cod 74.02.03+74.02.05+74.02.06+74.02.50)	7402			10,245,000	7,945,000	7,945,000	7,945,000	6,280,987	1,664,013	6,280,987
Salubritate si gestiunea deseurilor (cod 74.02.05.01+74.02.05.02)	740205			10,245,000	7,945,000	7,945,000	7,945,000	6,280,987	1,664,013	6,280,987
Salubritate	74020501			10,245,000	7,945,000	7,945,000	7,945,000	6,280,987	1,664,013	6,280,987
Partea a V-a ACTIUNI ECONOMICE (80.02+81.02+83.02+84.02+87.02)	7902			25,170,000	15,400,000	15,400,000	15,400,000	9,961,440	5,438,560	9,784,897
Agricultura, silvicultura, piscicultura si vanatoare (cod 83.02.03)	8302			800,000	500,000	500,000	500,000	381,866	118,134	339,126
Alte cheltuieli în domeniul agriculturii, silviculturii, pisciculturii si vanatorii	830250			800,000	500,000	500,000	500,000	381,866	118,134	339,126
Transporturi (cod 84.02.03+84.02.04+84.02.06+84.02.50)	8402			24,370,000	14,900,000	14,900,000	14,900,000	9,579,574	5,320,426	9,445,771
Transport rutier (cod 84.02.03.01 la cod 84.02.03.03)	840203			24,370,000	14,900,000	14,900,000	14,900,000	9,579,574	5,320,426	9,445,771
Transport in comun	84020302			17,400,000	9,500,000	9,500,000	9,500,000	7,727,126	1,772,874	7,135,957
Strazi	84020303			6,970,000	5,400,000	5,400,000	5,400,000	1,852,448	3,547,552	2,309,814

167

A	B	1	2	3	4	5	6	7	8=6-7	9
CHELTUIELILE SECTIUNII DE DEZVOLTARE (cod 50.02+59.02+63.02+70.02+74.02+79.02)	4902	114,189,020	84,573,250	114,189,020	84,573,250	84,573,250	84,573,250	8,391,530	76,181,720	30,307,342
Partea I-a SERVICII PUBLICE GENERALE (cod 51.02+54.02)	5002	2,780,000	2,180,000	2,780,000	2,180,000	2,180,000	2,180,000	122,538	2,057,462	1,472,949
Autoritati publice si actiuni externe (cod 51.02.01)	5102	1,634,000	1,484,000	1,634,000	1,484,000	1,484,000	1,484,000	85,538	1,398,462	1,435,949
Autoritati executive si legislative (cod 51.02.01.03)	510201	1,634,000	1,484,000	1,634,000	1,484,000	1,484,000	1,484,000	85,538	1,398,462	1,435,949
Autoritati executive	51020103	1,634,000	1,484,000	1,634,000	1,484,000	1,484,000	1,484,000	85,538	1,398,462	1,435,949
Alte servicii publice generale (cod 54.02.05 la 54.02.07+54.02.10+54.02.50)	5402	1,146,000	696,000	1,146,000	696,000	696,000	696,000	37,000	659,000	37,000
Servicii publice comunitare de evidenta a persoanelor	540210	105,000	105,000	105,000	105,000	105,000	105,000		105,000	
Alte servicii publice generale	540250	1,041,000	591,000	1,041,000	591,000	591,000	591,000	37,000	554,000	37,000
Partea a II-a APARARE, ORDINE PUBLICA SI SIGURANTA NATIONALA (60.02+61.02)	5902	55,000	55,000	55,000	55,000	55,000	55,000		55,000	2,795
Ordine publica si siguranta nationala (cod 61.02.03+61.02.05+61.02.50)	6102	55,000	55,000	55,000	55,000	55,000	55,000		55,000	2,795
Ordine publica (cod 61.02.03.04)	610203	55,000	55,000	55,000	55,000	55,000	55,000		55,000	2,795
Politie locala	61020304	55,000	55,000	55,000	55,000	55,000	55,000		55,000	2,795
Partea a III-a CHELTUIELI SOCIAL-CULTURALE (cod 65.02+66.02+67.02+68.02)	6302	11,608,590	10,710,480	11,608,590	10,710,480	10,710,480	10,710,480	2,097,477	8,613,003	359,335
Invatamant (cod 65.02.03 la 65.02.05+65.02.07+65.02.11+65.02.50)	6502	8,321,850	8,310,640	8,321,850	8,310,640	8,310,640	8,310,640	1,444,147	6,866,493	179,048
Invatamant prescolar si primar (cod 65.02.03.01+65.02.03.02)	650203	518,910	518,910	518,910	518,910	518,910	518,910	3,405	515,505	38,827
Invatamant prescolar	65020301	518,910	518,910	518,910	518,910	518,910	518,910	3,405	515,505	38,827
Invatamant secundar (cod 65.02.04.01 la 65.02.04.03)	650204	1,547,180	1,547,180	1,547,180	1,547,180	1,547,180	1,547,180	309,321	1,237,859	48,092
Invatamant secundar inferior	65020401	308,000	308,000	308,000	308,000	308,000	308,000	113,442	194,558	9,587
Invatamant secundar superior	65020402	1,239,180	1,239,180	1,239,180	1,239,180	1,239,180	1,239,180	195,879	1,043,301	38,505
Invatamant anteprescolar	650213	84,010	72,800	84,010	72,800	72,800	72,800	11,605	61,195	4,907
Alte cheltuieli in domeniul invatamantului	650250	6,171,750	6,171,750	6,171,750	6,171,750	6,171,750	6,171,750	1,119,816	5,051,934	87,222
Sanatate (cod 66.02.06+66.02.08+66.02.50)	6602									2,124
Servicii de sanatate publica	660208									2,124
Cultura, recreere si religie (cod 67.02.03+67.02.05+67.02.06+67.02.50)	6702	2,750,900	1,864,000	2,750,900	1,864,000	1,864,000	1,864,000	555,231	1,308,769	28,347
Servicii culturale (cod 67.02.03.02 la 67.02.03.08+67.02.03.12+67.02.03.30)	670203	75,000	75,000	75,000	75,000	75,000	75,000	42,887	32,113	28,347
Case de cultura	67020306	28,000	28,000	28,000	28,000	28,000	28,000	28,000		28,000

166

A	B	1	2	3	4	5	6	7	8=6-7	9
Alte servicii culturale	67020330	47,000	47,000	47,000	47,000	47,000	47,000	14,887	32,113	347
Servicii recreative si sportive (cod 67.02.05.01 la 67.02.05.03)	670205	1,610,900	1,224,000	1,610,900	1,224,000	1,224,000	1,224,000	64,800	1,159,200	
Sport	67020501	1,110,900	724,000	1,110,900	724,000	724,000	724,000	64,800	659,200	
Intretinere gradini publice, parcuri, zone verzi, baze sportive si agrement	67020503	500,000	500,000	500,000	500,000	500,000	500,000		500,000	
Alte servicii in domeniile culturii, recreerii si religiei	670250	1,065,000	565,000	1,065,000	565,000	565,000	565,000	447,544	117,456	
Asigurari si asistenta sociala (cod 68.02.04 la 68.02.06+68.02.10+68.02.11+68.02.12+68.02.15+68.02.50)	6802	535,840	535,840	535,840	535,840	535,840	535,840	98,099	437,741	149,816
Alte cheltuieli in domeniul asigurarilor si asistentei sociale (cod 68.02.50.50)	680250	535,840	535,840	535,840	535,840	535,840	535,840	98,099	437,741	149,816
Alte cheltuieli in domeniul asistentei sociale	68025050	535,840	535,840	535,840	535,840	535,840	535,840	98,099	437,741	149,816
Partea a IV-a SERVICII SI DEZVOLTARE PUBLICA, LOCUINTE, MEDIU SI APE (cod 70.02+74.02)	6902	35,490,660	28,522,830	35,490,660	28,522,830	28,522,830	28,522,830	1,957,846	26,564,984	6,068,011
Locuinte, servicii si dezvoltare publica (cod 70.02.03+70.02.05 la 70.02.07+70.02.50)	7002	35,002,190	28,034,360	35,002,190	28,034,360	28,034,360	28,034,360	1,896,021	26,138,339	6,068,011
Locuinte (cod 70.02.03.01+70.02.03.30)	700203	4,034,570	4,034,570	4,034,570	4,034,570	4,034,570	4,034,570	1,604,322	2,430,248	389,122
Alte cheltuieli in domeniul locuintelor	70020330	4,034,570	4,034,570	4,034,570	4,034,570	4,034,570	4,034,570	1,604,322	2,430,248	389,122
Iluminat public si electrificari rurale	700206	17,256,620	11,610,640	17,256,620	11,610,640	11,610,640	11,610,640	33,404	11,577,236	
Alte servicii in domeniul locuintelor, serviciilor si dezvoltarii comunale	700250	13,711,000	12,389,150	13,711,000	12,389,150	12,389,150	12,389,150	258,295	12,130,855	5,678,889
Protectia mediului (cod 74.02.03+74.02.05+74.02.06+74.02.50)	7402	488,470	488,470	488,470	488,470	488,470	488,470	61,825	426,645	
Salubritate si gestiunea deseurilor (cod 74.02.05.01+74.02.05.02)	740205	488,470	488,470	488,470	488,470	488,470	488,470	61,825	426,645	
Salubritate	74020501	488,470	488,470	488,470	488,470	488,470	488,470	61,825	426,645	
Partea aV-a ACTIUNI ECONOMICE (80.02+81.02+83.02+84.02+87.02)	7902	64,254,770	43,104,940	64,254,770	43,104,940	43,104,940	43,104,940	4,213,669	38,891,271	22,404,252
Transporturi (cod 84.02.03+84.02.06+84.02.50)	8402	64,254,770	43,104,940	64,254,770	43,104,940	43,104,940	43,104,940	4,213,669	38,891,271	22,404,252
Transport rutier (cod 84.02.03.01 la 84.02.03.03)	840203	64,016,770	42,866,940	64,016,770	42,866,940	42,866,940	42,866,940	4,213,669	38,653,271	22,404,252
Transport in comun	84020302	75,000	75,000	75,000	75,000	75,000	75,000	25,848	49,152	1,209,242
Strazi	84020303	63,941,770	42,791,940	63,941,770	42,791,940	42,791,940	42,791,940	4,187,821	38,604,119	21,195,010
Alte cheltuieli in domeniul transporturilor	840250	238,000	238,000	238,000	238,000	238,000	238,000		238,000	

PRIMAR,  EXCEDENT

19.113.571
DIRECTOR ECONOMIC

CONTUL DE EXECUTIE AL INSTITUTIILOR PUBLICE - CHELTUIELI

la data de 30.06.2022

Cod 21 Capitol 5002

Subcapitol

-lei-

DENUMIREA INDICATORILOR*)	Cod indicator	Credite de angajament		Credite bugetare		Angajamente bugetare	Angajamente legale	Plati efectuate	Angajamente legale de platit	Cheltuieli efective
		Aprobate la finele perioadei de raportare	Trimestriale cumulate	Aprobate la finele perioadei de raportare	Trimestriale cumulate					
A	B	1	2	3	4	5	6	7	8=6-7	9
TOTAL CHELTUIELI(SECTIUNEA DE FUNCTIONARE+SECTIUNEA DE DEZVOLTARE)		114,189,020	84,573,250	276,036,340	186,133,190	185,947,446	185,947,446	88,231,372	97,716,074	109,756,813
SECTIUNEA DE FUNCTIONARE (cod 01+79+85)				161,847,320	101,559,940	101,374,196	101,374,196	79,839,842	21,534,354	79,449,471
CHELTUIELI CURENTE (10+20+30+40+50+51SF+55SF+57+59)	01			154,131,470	98,349,090	98,225,090	98,225,090	76,792,966	21,432,124	79,449,471
TITLUL I CHELTUIELI DE PERSONAL (cod 10.01 la10.03)	10			51,660,580	29,028,950	29,028,950	29,028,950	25,594,957	3,433,993	25,514,196
Cheltuieli salariale in bani (cod 10.01.01+10.01.03 la 10.01.08 +10.01.10 la 10.01.16 +10.01.30)	1001			49,189,490	27,118,860	27,118,860	27,118,860	23,930,489	3,188,371	23,829,640
Salarii de baza	100101			45,259,330	24,852,780	24,852,780	24,852,780	21,995,169	2,857,611	21,909,397
Sporuri pentru conditii de munca	100105			315,000	174,000	174,000	174,000	140,030	33,970	140,902
Alte sporuri	100106			470,680	251,840	251,840	251,840	172,108	79,732	165,302
Fond aferent platii cu ora	100111			313,000	313,000	313,000	313,000	275,590	37,410	255,500
Indemnizatii platite unor persoane din afara unitatii	100112			485,200	240,100	240,100	240,100	206,642	33,458	205,486
Indemnizatii de delegare	100113			13,700	8,860	8,860	8,860	940	7,920	940
Indemnizatii de hrana	100117			2,250,000	1,205,700	1,205,700	1,205,700	1,092,943	112,757	1,104,876
Stimulentul de risc	100129			28,580	28,580	28,580	28,580	28,572	8	28,572
Alte drepturi salariale in bani	100130			54,000	44,000	44,000	44,000	18,495	25,505	18,665
Cheltuieli salariale in natura (cod 10.02.01 la 10.02.06+10.02.30)	1002			1,203,000	1,174,500	1,174,500	1,174,500	994,176	180,324	1,016,610
Norme de hrana	100202			250,000	221,500	221,500	221,500	221,500		243,934
Transportul la si de la locul de munca	100205			171,000	171,000	171,000	171,000	79,035	91,965	79,035
Tichete de vacanta	100206			782,000	782,000	782,000	782,000	693,641	88,359	693,641

164

A	B	1	2	3	4	5	6	7	8=6-7	9
Contributii (cod 10.03.01 la 10.03.06)	1003			1,268,090	735,590	735,590	735,590	670,292	65,298	667,946
Contributii de asigurari sociale de stat	100301			106,000	106,000	106,000	106,000	105,692	308	105,692
Contributii de asigurari de somaj	100302			3,420	3,420	3,420	3,420	3,297	123	3,297
Contributii de asigurari sociale de sanatate	100303			35,740	35,740	35,740	35,740	34,785	955	34,785
Contributii de asigurari pentru accidente de munca si boli profesionale	100304			1,650	1,650	1,650	1,650	1,004	646	1,004
Contributii pentru concedii si indemnizatii	100306			6,030	6,030	6,030	6,030	5,846	184	5,846
Contributia asiguratorie pentru munca	100307			1,115,250	582,750	582,750	582,750	519,668	63,082	517,322
TITLUL II BUNURI SI SERVICII (cod 20.01 la 20.06+20.09 la 20.16+20.18 la 20.25+20.27+20.30)	20			48,790,700	36,343,240	36,343,240	36,343,240	23,904,098	12,439,142	26,297,168
Bunuri si servicii (cod 20.01.01 la 20.01.09+20.01.30)	2001			30,610,180	23,811,830	23,811,830	23,811,830	17,903,848	5,907,982	18,886,462
Furnituri de birou	200101			520,800	314,450	314,450	314,450	203,852	110,598	248,183
Materiale pentru curatenie	200102			369,830	256,900	256,900	256,900	138,228	118,672	181,692
Incalzit, iluminat si forta motrica	200103			7,117,320	5,791,320	5,791,320	5,791,320	4,810,665	980,655	4,866,964
Apa, canal si salubritate	200104			730,380	541,600	541,600	541,600	389,477	152,123	388,146
Carburanti si lubrifianti	200105			157,450	97,500	97,500	97,500	72,664	24,836	76,719
Piese de schimb	200106			47,000	35,000	35,000	35,000	20,934	14,066	20,934
Transport	200107			55,500	54,500	54,500	54,500	35,807	18,693	34,927
Posta, telecomunicatii, radio, tv, internet	200108			591,740	370,320	370,320	370,320	288,414	81,906	292,715
Materiale si prestari de servicii cu caracter functional	200109			2,169,760	1,594,650	1,594,650	1,594,650	855,940	738,710	767,685
Cheltuieli de bunuri si servicii pentru intretinere si functionare	200130			18,850,400	14,755,590	14,755,590	14,755,590	11,087,867	3,667,723	12,008,497
Reparatii curente	2002			8,258,350	6,342,000	6,342,000	6,342,000	2,143,612	4,198,388	2,604,112
Hrana (cod 20.03.01+20.03.02)	2003			827,000	463,000	463,000	463,000	447,065	15,935	485,609
Hrana pentru oameni	200301			827,000	463,000	463,000	463,000	447,065	15,935	485,609
Medicamente si materiale sanitare (cod 20.04.01 la 20.04.04)	2004			102,830	87,530	87,530	87,530	10,334	77,196	7,072
Medicamente	200401			29,030	26,130	26,130	26,130	2,487	23,643	2,394
Materiale sanitare	200402			67,800	55,400	55,400	55,400	6,932	48,468	4,069
Dezinfectanti	200404			6,000	6,000	6,000	6,000	915	5,085	609
Bunuri de natura obiectelor de inventar (cod 20.05.01+20.05.03+20.05.30)	2005			674,860	508,790	508,790	508,790	165,654	343,136	713,250
Uniforme si echipament	200501			83,440	43,400	43,400	43,400	5,768	37,632	77,318
Lenjerie si accesorii de pat	200503			2,000	2,000	2,000	2,000	1,997	3	2,609
Alte obiecte de inventar	200530			589,420	463,390	463,390	463,390	157,889	305,501	633,323


A	B	1	2	3	4	5	6	7	8=6-7	9
Deplasari, detasari, transferari (cod 20.06.01+20.06.02)	2006			68,400	62,400	62,400	62,400	20,553	41,847	20,494
Deplasari interne, detasari, transferari	200601			58,400	52,400	52,400	52,400	20,053	32,347	20,053
Deplasari in strainatate	200602			10,000	10,000	10,000	10,000	500	9,500	441
Carti, publicatii si materiale documentare	2011			78,250	50,750	50,750	50,750	9,651	41,099	9,686
Legatire profesionala	2013			154,000	128,300	128,300	128,300	36,583	91,717	38,393
Protectia muncii	2014			53,870	32,940	32,940	32,940	10,560	22,380	16,314
Cheltuieli judiciare si extrajudiciare derivate din actiuni in reprezentarea intereselor statului, potrivit dispozitiilor legale	2025			383,000	380,500	380,500	380,500	273,219	107,281	273,305
Alte cheltuieli (cod 20.30.01 la 20.30.04+20.30.06+20.30.07+20.30.09+20.30.30)	2030			7,579,960	4,475,200	4,475,200	4,475,200	2,883,019	1,592,181	3,242,471
Reclama si publicitate	203001			58,500	47,500	47,500	47,500	18,944	28,556	18,220
Protocol si reprezentare	203002			21,500	20,000	20,000	20,000	13,495	6,505	13,495
Prime de asigurare non-viata	203003			20,000	10,000	10,000	10,000	6,310	3,690	6,310
Chirii	203004			102,000	51,000	51,000	51,000	51,000		51,000
Alte cheltuieli cu bunuri si servicii	203030			7,377,960	4,346,700	4,346,700	4,346,700	2,793,270	1,553,430	3,153,446
TITLUL III DOBANZI (cod 30.01 la 30.03)	30			3,900,000	1,710,000	1,710,000	1,710,000	1,571,617	138,383	1,571,784
Dobanzi aferente datoriei publice interne (cod 30.01.01+30.01.02)	3001			3,900,000	1,710,000	1,710,000	1,710,000	1,571,617	138,383	1,571,784
Dobanzi aferente creditelor interne garantate	300102			3,900,000	1,710,000	1,710,000	1,710,000	1,571,617	138,383	1,571,784
TITLUL IV SUBVENTII (cod 40.03+40.20+ 40.30)	40			17,436,000	9,526,000	9,526,000	9,526,000	7,741,043	1,784,957	7,149,874
Subventii pentru acoperirea diferentelor de pret si tarif	4003			17,400,000	9,500,000	9,500,000	9,500,000	7,727,126	1,772,874	7,135,957
Alte subventii	4030			36,000	26,000	26,000	26,000	13,917	12,083	13,917
TITLUL V FONDURI DE REZERVA (cod 50.04)	50			244,000	124,000					
Fond de rezerva bugetara la dispozitia autoritatilor locale	5004			244,000	124,000					
TITLUL VI TRANSFERURI INTRE UNITATI ALE ADMINISTRATIEI PUBLICE (cod 51.01) (cod 51.01)	51			9,580,000	6,656,210	6,656,210	6,656,210	5,722,060	934,150	5,722,060
Transferuri curente (cod 51.01.01+51.01.03+51.01.05+ 51.01.14+51.01.15+ 51.01.24 +51.01.26 +51.01.31+51.01.39+ 51.01.46+51.01.49+51.01.60+51.01.61+51.01.64)	5101			9,580,000	6,656,210	6,656,210	6,656,210	5,722,060	934,150	5,722,060
Transferuri catre institutii publice	510101			9,580,000	6,656,210	6,656,210	6,656,210	5,722,060	934,150	5,722,060
TITLUL VII ALTE TRANSFERURI (cod 55.01+ 55.02)	55			1,143,000	572,000	572,000	572,000	572,000		572,000
Transferuri interne (55.01.18+55.01.63+55.01.65)	5501			1,143,000	572,000	572,000	572,000	572,000		572,000
Finantarea invatamantului particular sau confesional acreditat	550163			1,143,000	572,000	572,000	572,000	572,000		572,000

162

A	B	1	2	3	4	5	6	7	8=6-7	9
TITLUL IX ASISTENTA SOCIALA (cod 57.02)	57			11,142,090	6,136,590	6,136,590	6,136,590	5,619,298	517,292	6,555,877
Ajutoare sociale (cod 57.02.01 la 57.02.05)	5702			11,142,090	6,136,590	6,136,590	6,136,590	5,619,298	517,292	6,555,877
Ajutoare sociale in numerar	570201			11,102,090	6,114,590	6,114,590	6,114,590	5,611,203	503,387	6,547,754
Ajutoare sociale in natura	570202									28
Chete de cresa	570203			40,000	22,000	22,000	22,000	8,095	13,905	8,095
TITLUL XI ALTE CHELTUIEL (cod 59.01+59.02+59.08+59.11+59.12+59.15+59.17+59.20+59.22+59.25+59.30+59.35)	59			10,235,100	8,252,100	8,252,100	8,252,100	6,067,893	2,184,207	6,066,512
Burse	5901			8,000,000	6,884,000	6,884,000	6,884,000	5,023,658	1,860,342	5,023,658
Ajutoare pentru daune provocate de calamitatile naturale	5902			7,000	7,000	7,000	7,000		7,000	
Asociatii si fundatii	5911			2,213,100	1,346,100	1,346,100	1,346,100	1,041,360	304,740	1,039,979
Sume aferente persoanelor cu handicap neincadrate	5940			15,000	15,000	15,000	15,000	2,875	12,125	2,875
OPERATIUNI FINANCIARE (cod 80+81)	79			7,815,000	3,310,000	3,310,000	3,310,000	3,207,770	102,230	
TITLUL XVII RAMBURSARI DE CREDITE (cod 81.01+81.02)	81F			7,815,000	3,310,000	3,310,000	3,310,000	3,207,770	102,230	
Rambursari de credite interne (cod 81.02.01+81.02.02+81.02.05)	8102			7,815,000	3,310,000	3,310,000	3,310,000	3,207,770	102,230	
Rambursari de credite aferente datoriei publice interne locale	810205								102,230	
Rambursari de credite aferente datoriei publice interne locale	810205			7,815,000	3,310,000	3,310,000	3,310,000	3,207,770	102,230	
TITLUL XIX PLATI EFECTUATE IN ANII PRECEDENTI SI RECUPERATE IN ANUL CURENT(85.01)	85F			-99,150	-99,150	-160,894	-160,894	-160,894		
Plati efectuate in anii precedenti si recuperate in anul curent (cod 85.01.01)	8501F			-99,150	-99,150	-160,894	-160,894	-160,894		
Plati efectuate in anii precedenti si recuperate in anul curent in sectiunea de functionare a bugetului local	850101			-99,150	-99,150	-160,894	-160,894	-160,894		
SECTIUNEA DE DEZVOLTARE (cod 51+55+56+58+70+81+85)		114,189,020	84,573,250	114,189,020	84,573,250	84,573,250	84,573,250	8,391,530	76,181,720	30,307,342
TITLUL VI TRANSFERURI INTRE UNITATI ALE ADMINISTRATIEI PUBLICE (cod 51.02)	51	158,000	158,000	158,000	158,000	158,000	158,000	65,000	93,000	65,000
Transferuri de capital (cod 51.02.12+51.02.28+51.02.29)	5102	158,000	158,000	158,000	158,000	158,000	158,000	65,000	93,000	65,000
Alte transferuri de capital catre institutii publice	510229	158,000	158,000	158,000	158,000	158,000	158,000	65,000	93,000	65,000
TITLUL X Proiecte cu finantare din fonduri externe nerambursabile aferente cadrului financiar 2014-2020 (cod 58.01 la 58.05+58.11+58.12+58.15+58.16+58.30)	58	90,473,650	67,015,340	90,473,650	67,015,340	67,015,340	67,015,340	5,808,321	61,207,019	5,393,523
Programe din Fondul European de Dezvoltare Regionala	5801	90,346,810	66,888,500	90,346,810	66,888,500	66,888,500	66,888,500	5,718,822	61,169,678	4,807,600

161

A	B	1	2	3	4	5	6	7	8=6-7	9
(FEDR) (cod 58.01.01 la 58.01.03)										
Finantarea nationala	580101	13,906,920	10,235,980	13,906,920	10,235,980	10,235,980	10,235,980	729,455	9,506,525	642,911
Finantarea externa nerambursabila	580102	76,439,390	56,652,020	76,439,390	56,652,020	56,652,020	56,652,020	4,989,367	51,662,653	4,164,689
Cheltuieli neeligibile	580103	500	500	500	500	500	500		500	
Programe din Fondul Social European (FSE) (cod 58.02.01 la 58.02.03)	5802	126,840	126,840	126,840	126,840	126,840	126,840	89,499	37,341	585,923
Finantarea nationala	580201	21,810	21,810	21,810	21,810	21,810	21,810	13,425	8,385	535,283
Finantarea externa nerambursabila	580202	105,030	105,030	105,030	105,030	105,030	105,030	76,074	28,956	50,640
CHELTUIELI DE CAPITAL ((cod 71+72+75)	70	23,557,370	17,399,910	23,557,370	17,399,910	17,399,910	17,399,910	2,518,209	14,881,701	24,848,819
TITLUL XIII ACTIVE NEFINANCIARE (cod 71.01 + 71.03)	71	23,557,370	17,399,910	23,557,370	17,399,910	17,399,910	17,399,910	2,518,209	14,881,701	24,848,819
Active fixe (cod 71.01.01 la 71.01.03+71.01.30)	7101	15,331,270	11,986,920	15,331,270	11,986,920	11,986,920	11,986,920	1,187,487	10,799,433	12,180,816
Constructii	710101									50,027
Masini, echipamente si mijloace de transport	710102	55,000	55,000	55,000	55,000	55,000	55,000		55,000	7,736
Mobilier, aparatura birotica si alte active corporale	710103									335,061
Alte active fixe	710130	15,276,270	11,931,920	15,276,270	11,931,920	11,931,920	11,931,920	1,187,487	10,744,433	11,787,992
Reparatii capitale aferente activelor fixe	7103	8,226,100	5,412,990	8,226,100	5,412,990	5,412,990	5,412,990	1,330,722	4,082,268	12,668,003
TITLUL VI TRANSFERURI INTRE UNITATI ALE ADMINISTRATIEI PUBLICE (cod 51.01+51.02)	51	158,000	158,000	9,738,000	6,814,210	6,814,210	6,814,210	5,787,060	1,027,150	5,787,060
TITLUL VII ALTE TRANSFERURI (cod 55.01+55.02)	55			1,143,000	572,000	572,000	572,000	572,000		572,000
TITLUL XVI RAMBURSARI DE CREDETE	81			7,815,000	3,310,000	3,310,000	3,310,000	3,207,770	102,230	
	84			-99,150	-99,150	-160,894	-160,894	-160,894		
OPERATIUNI FINANCIARE (cod 81)	79			7,815,000	3,310,000	3,310,000	3,310,000	3,207,770	102,230	
A. CHELTUIELILE CURENTE (10+20+30+40+50+51+55+56+58+57+59)	01	90,631,650	67,173,340	244,763,120	165,522,430	165,398,430	165,398,430	82,666,287	82,732,143	84,907,994
TITLUL XIX PLATI EFECTUATE IN ANII PRECEDENTI SI RECUPERATE IN ANUL CURENT (85.01)	85			-99,150	-99,150	-160,894	-160,894	-160,894		
Plati efectuate in anii precedenti si recuperate in anul curent (cod 85.01.02+85.01.05)	8501			-99,150	-99,150	-160,894	-160,894	-160,894		



Director Economic

Anexa 16

CONTUL DE EXECUTIE A BUGETULUI CREDITELOR INTERNE- CHELTUIELI

la data de 30.06.2022

Cod 21


-lei-

Denumirea indicatorilor *)	Cod indicator	Credite de angajament		Credite bugetare		Angajamente bugetare	Angajamente legale	Plati efectuate	Angajamente legale de platit	Cheltuieli efective
		Aprobate la finele perioadei de raportare	Trimestriale cumulate	Aprobate la finele perioadei de raportare	Trimestriale cumulate					
A	B	1	2	3	4	5	6	7	8=6-7	9
TOTAL CHELTUIELI (cod 50.07+59.07+63.07+70.07+79.07)	4907	53,580,480	33,541,210	53,580,480	33,541,210	33,541,210	33,541,210	5,986,088	27,555,122	2,702,478
Partea a III-a CHELTUIELI SOCIAL-CULTURALE(cod 65.07+66.07+67.07+68.07)	6307	2,870,280	2,870,280	2,870,280	2,870,280	2,870,280	2,870,280	1,543,687	1,326,593	
Invatamant (cod 65.07.03 la cod 65.07.05+65.07.07+65.07.11+65.07.50)	6507	2,870,280	2,870,280	2,870,280	2,870,280	2,870,280	2,870,280	1,543,687	1,326,593	
Alte cheltuieli in domeniul Invatamantului	650750	2,870,280	2,870,280	2,870,280	2,870,280	2,870,280	2,870,280	1,543,687	1,326,593	
Partea IV-a SERVICII SI DEZVOLTARE PUBLICA, LOCUINTE, MEDIU SI APE (cod 70.07+74.07)	6907	9,254,070	7,605,760	9,254,070	7,605,760	7,605,760	7,605,760	2,110,732	5,495,028	372,360
Locuinte, servicii si dezvoltare publica (cod 70.07.03+70.07.05 la 70.07.07+70.07.50)	7007	9,254,070	7,605,760	9,254,070	7,605,760	7,605,760	7,605,760	2,110,732	5,495,028	372,360
Locuinte (cod 70.07.03.01+70.07.03.30)	700703	4,953,000	4,953,000	4,953,000	4,953,000	4,953,000	4,953,000	2,110,050	2,842,950	273,518
Alte cheltuieli in domeniul locuintelor	70070330	4,953,000	4,953,000	4,953,000	4,953,000	4,953,000	4,953,000	2,110,050	2,842,950	273,518
Iluminat public si electrificari rurale	700706	1,151,280	1,002,970	1,151,280	1,002,970	1,002,970	1,002,970	682	1,002,288	
Alte servicii in domeniile locuintelor, serviciilor si dezvoltarii comunale	700750	3,149,790	1,649,790	3,149,790	1,649,790	1,649,790	1,649,790		1,649,790	98,842
Partea V-a ACTIUNI ECONOMICE (cod 80.07+81.07+83.07+84.07+ 87.07)	7907	41,456,130	23,065,170	41,456,130	23,065,170	23,065,170	23,065,170	2,331,669	20,733,501	2,330,118
Transporturi (cod 84.07.03+ 84.07.06+84.07.50)	8407	41,456,130	23,065,170	41,456,130	23,065,170	23,065,170	23,065,170	2,331,669	20,733,501	2,330,118
Transport rutier (cod 84.07.03.01 la 84.07.03.03)	840703	41,456,130	23,065,170	41,456,130	23,065,170	23,065,170	23,065,170	2,331,669	20,733,501	2,330,118
Strazi	84070303	41,456,130	23,065,170	41,456,130	23,065,170	23,065,170	23,065,170	2,331,669	20,733,501	2,330,118
CHELTUIELILE SECTIUNII DE DEZVOLTARE(cod 50.07+59.07+63.07+70.07+7407+79.07)	4907	53,580,480	33,541,210	53,580,480	33,541,210	33,541,210	33,541,210	5,986,088	27,555,122	2,702,478

A	B	1	2	3	4	5	6	7	8=6-7	9
Partea III-a CHELTUIELI SOCIAL-CULTURALE (cod 65.07+66.07+67.07+68.07)	6307	2,870,280	2,870,280	2,870,280	2,870,280	2,870,280	2,870,280	1,543,687	1,326,593	
Invatamant (cod 65.07.03+65.07.04+65.07.05+65.07.07+61.07.11+65.07.50)	6507	2,870,280	2,870,280	2,870,280	2,870,280	2,870,280	2,870,280	1,543,687	1,326,593	
Alte cheltuieli in domeniul Invatamantului	650750	2,870,280	2,870,280	2,870,280	2,870,280	2,870,280	2,870,280	1,543,687	1,326,593	
Partea IV-a SERVICII SI DEZVOLTARE PUBLICA, LOCUINTE, MEDIU SI APE (cod 70.07+74.07)	6907	9,254,070	7,605,760	9,254,070	7,605,760	7,605,760	7,605,760	2,110,732	5,495,028	372,360
Locuinte, servicii si dezvoltare publica (cod 70.07.03+70.07.05+70.07.06+70.07.07+70.07.50)	7007	9,254,070	7,605,760	9,254,070	7,605,760	7,605,760	7,605,760	2,110,732	5,495,028	372,360
Locuinte (cod 70.07.03.01+70.07.03.30)	700703	4,953,000	4,953,000	4,953,000	4,953,000	4,953,000	4,953,000	2,110,050	2,842,950	273,518
Alte cheltuieli in domeniul locuintelor	70070330	4,953,000	4,953,000	4,953,000	4,953,000	4,953,000	4,953,000	2,110,050	2,842,950	273,518
Iluminat public si electrificari rurale	700706	1,151,280	1,002,970	1,151,280	1,002,970	1,002,970	1,002,970	682	1,002,288	
Alte servicii in domeniile locuintelor, serviciilor si dezvoltarii comunale	700750	3,149,790	1,649,790	3,149,790	1,649,790	1,649,790	1,649,790		1,649,790	98,842
Partea V-a ACTIUNI ECONOMICE (cod 80.07+81.07+83.07+84.07+ 87.07)	7907	41,456,130	23,065,170	41,456,130	23,065,170	23,065,170	23,065,170	2,331,669	20,733,501	2,330,118
Transporturi (cod 84.07.03+84.07.06+84.07.50D)	8407	41,456,130	23,065,170	41,456,130	23,065,170	23,065,170	23,065,170	2,331,669	20,733,501	2,330,118
Transport rutier (cod 84.07.03.01 la 84.07.03.03)	840703	41,456,130	23,065,170	41,456,130	23,065,170	23,065,170	23,065,170	2,331,669	20,733,501	2,330,118
Strazi	84070303	41,456,130	23,065,170	41,456,130	23,065,170	23,065,170	23,065,170	2,331,669	20,733,501	2,330,118

Nota: Se detaliaza pe structura clasificatiei economice (Anexa 7)

Conducatorul institutiei



Conducatorul compartimentului
financiar-contabil

BUGETUL IMPRUMUTURILOR EXTERNE SI INTERNE 5007

Anexa 7

CONTUL DE EXECUTIE AL INSTITUTIILOR PUBLICE - CHELTUIELI

la data de 30.06.2022

Cod 21 Capitol 5007

Subcapitol

-lei-

DENUMIREA INDICATORILOR*)	Cod indicator	Credite de angajament		Credite bugetare		Angajamente bugetare	Angajamente legale	Plati efectuate	Angajamente legale de platit	Cheltuieli efective
		Aprobate la finele perioadei de raportare	Trimestriale cumulate	Aprobate la finele perioadei de raportare	Trimestriale cumulate					
A	B	1	2	3	4	5	6	7	8=6-7	9
TOTAL CHELTUIELI(SECTIUNEA DE FUNCTIONARE+SECTIUNEA DE DEZVOLTARE)		53,580,480	33,541,210	53,580,480	33,541,210	33,541,210	33,541,210	5,986,088	27,555,122	2,702,478
SECTIUNEA DE DEZVOLTARE (cod 51+55+56+58+70+81+85)		53,580,480	33,541,210	53,580,480	33,541,210	33,541,210	33,541,210	5,986,088	27,555,122	2,702,478
TITLUL X Proiecte cu finantare din fonduri externe nerambursabile aferente cadrului financiar 2014-2020 (cod 58.01 la 58.05+58.11+58.12+58.15+58.16+58.30)	58	53,580,480	33,541,210	53,580,480	33,541,210	33,541,210	33,541,210	5,986,088	27,555,122	101,674
Programe din Fondul European de Dezvoltare Regionala (FEDR) (cod 58.01.01 la 58.01.03)	5801	53,580,480	33,541,210	53,580,480	33,541,210	33,541,210	33,541,210	5,986,088	27,555,122	101,674
Finantarea nationala	580101	12,022,070	9,306,740	12,022,070	9,306,740	9,306,740	9,306,740	2,258,105	7,048,635	101,674
Cheltuieli neeligibile	580103	41,558,410	24,234,470	41,558,410	24,234,470	24,234,470	24,234,470	3,727,983	20,506,487	
CHELTUIELI DE CAPITAL ((cod 71+72+75)	70									2,600,804
TITLUL XIII ACTIVE NEFINANCIARE (cod 71.01 + 71.03)	71									2,600,804
Active fixe (cod 71.01.01 la 71.01.03+71.01.30)	7101									2,600,804
Alte active fixe	710130									2,600,804
A. CHELTUIELILE CURENTE (10+20+30+40+50+51+55+56+58+57+59)	01	53,580,480	33,541,210	53,580,480	33,541,210	33,541,210	33,541,210	5,986,088	27,555,122	101,674

MUNICIPALITATEA
PRIMAR
2
PR. SIBIU

Director Economic

CONTUL DE EXECUTIE

A BUGETULUI INSTITUTIILOR PUBLICE SI ACTIVITATILOR FINANTATE INTEGRAL SAU PARTIAL DIN VENITURI PROPRII (DE SUBORDONARE LOCALA) -VENITURI

la data de 30.06.2022

Cod 20

50.10 TOTAL

-lei-

Denumirea indicatorilor	Cod indicator	Prevederi bugetare		Drepturi constatate			Incasari realizate	Stingeri pe alte cai decat incasari	Drepturi constatate de incasat
		Aprobate la finele perioadei de raportare	Trimestriale cumulate	Total, din care:	din anii precedenti	din anul curent			
A	B	1	2	3=4+5	4	5	6	7	8=3-6-7
TOTAL VENITURI (cod 00.02+00.15+00.16+00.17+45.10+48.10)	000110	17,518,000	12,433,240	10,858,119	315,960	10,542,159	10,544,405		313,714
I. VENITURI CURENTE (cod 00.03+00.12)	0002	7,146,340	5,162,800	4,647,807	315,960	4,331,847	4,334,093		313,714
C. VENITURI NEFISCALE (cod 00.13+00.14)	2900	7,146,340	5,162,800	4,647,807	315,960	4,331,847	4,334,093		313,714
C1. VENITURI DIN PROPRIETATE (cod 30.10+31.10)	3000	210,810	197,200	133,400	11,416	121,984	120,801		12,599
Venituri din proprietate (cod 30.10.05+30.10.08+30.10.09+30.10.50)	3010	210,810	197,200	133,400	11,416	121,984	120,801		12,599
Venituri din concesiuni si inchirieri (cod 30.10.05.30)	301005	210,810	197,200	133,400	11,416	121,984	120,801		12,599
Alte venituri din concesiuni si inchirieri de catre institutiile publice	30100530	210,810	197,200	133,400	11,416	121,984	120,801		12,599
C2. VANZARI DE BUNURI SI SERVICII (cod 33.10+34.10+35.10+36.10+37.10)	3300	6,935,530	4,965,600	4,514,407	304,544	4,209,863	4,213,292		301,115
Venituri din prestari de servicii si alte activitati (cod 33.10.05+33.10.08+33.10.09+33.10.13+ 33.10.14+ 33.10.16+33.10.17+33.10.19 la 33.10.21+33.10.30 la 33.10.32+33.10.50)	3310	5,054,900	3,285,570	3,145,757	202,889	2,942,868	2,908,211		237,546
Taxe si alte venituri in invatamant	331005	77,310	48,910	7,678		7,678	7,678		
Venituri din prestari de servicii	331008	3,710,680	2,042,910	2,409,493	195,920	2,213,573	2,186,762		222,731
Contributia elevilor si studentilor pentru internate, camine si cantine.	331014	1,203,910	1,177,910	705,037	6,969	698,068	690,222		14,815
Alte venituri din prestari de servicii si alte activitati	331050	63,000	15,840	23,549		23,549	23,549		
Diverse venituri (cod 36.10.04+36.10.32+36.10.50)	3610	1,807,630	1,607,030	1,295,650	101,655	1,193,995	1,232,081		63,569
Alte venituri	361050	1,807,630	1,607,030	1,295,650	101,655	1,193,995	1,232,081		63,569
Transferuri voluntare, altele decat subventiile (cod 37.10.01+37.10.03+37.10.04+37.10.50)	3710	73,000	73,000	73,000		73,000	73,000		
Donatii si sponsorizari	371001	73,000	73,000	73,000		73,000	73,000		

A	B	1	2	3=4+5	4	5	6	7	8=3-6-7
Varsaminte din sectiunea de functionare pentru finantarea sectiunii de dezvoltare a bugetului local (cu semnul minus)	371003	-27,500	-27,500	-27,500		-27,500	-27,500		
Varsaminte din sectiunea de functionare	371004	27,500	27,500	27,500		27,500	27,500		
III. OPERATIUNI FINANCIARE (cod 40.10+41.10)	0016	633,660	456,230	423,252		423,252	423,252		
Încasari din rambursarea împrumuturilor acordate (cod. 40.10.15+40.10.16)	4010	633,660	456,230	423,252		423,252	423,252		
Sume utilizate din excedentul anului precedent pentru efectuarea de cheltuieli (cod. 40.10.15.01+40.10.15.02)	401015	633,660	456,230	423,252		423,252	423,252		
Sume utilizate de administratiile locale din excedentul anului precedent pentru sectiunea de functionare	40101501	633,660	456,230	423,252		423,252	423,252		
IV. SUBVENTII (cod 00.18)	4100	9,738,000	6,814,210	5,787,060		5,787,060	5,787,060		
SUBVENTII DE LA ALTE NIVELE ALE ADMINISTRATIEI PUBLICE (cod 42.10+43.10)	0018	158,000	158,000	65,000		65,000	65,000		
Subventii de la alte administratii (cod 43.10.09+43.10.10+43.10.14 la 43.10.17+43.10.19 + 43.10.25 la 43.10.27+43.10.31+43.10.32+43.10.33+43.10.35)	4310	9,738,000	6,814,210	5,787,060		5,787,060	5,787,060		
Subventii pentru institutii publice	431009	9,580,000	6,656,210	5,722,060		5,722,060	5,722,060		
Subventii pentru institutii publice destinate sectiunii de dezvoltare	431019	158,000	158,000	65,000		65,000	65,000		
VENITURILE SECTIUNII DE FUNCTIONARE (cod 00.02+00.16+00.17) - TOTAL	000110	17,332,500	12,247,740	10,765,619	315,960	10,449,659	10,451,905		313,714
I. VENITURI CURENTE (cod 00.03+00.12)	0002	7,118,840	5,135,300	4,620,307	315,960	4,304,347	4,306,593		313,714
C. VENITURI NEFISCALE (cod 00.13+00.14)	2900	7,118,840	5,135,300	4,620,307	315,960	4,304,347	4,306,593		313,714
C1. VENITURI DIN PROPRIETATE (cod 30.10 +31.10)	3000	210,810	197,200	133,400	11,416	121,984	120,801		12,599
Venituri din proprietate (cod 30.10.05+30.10.08+30.10.09+30.10.50)	3010	210,810	197,200	133,400	11,416	121,984	120,801		12,599
Venituri din concesiuni si inchirieri (cod 30.10.05.30)	301005	210,810	197,200	133,400	11,416	121,984	120,801		12,599
Alte venituri din concesiuni si inchirieri de catre institutiile publice	30100530	210,810	197,200	133,400	11,416	121,984	120,801		12,599
C2. VANZARI DE BUNURI SI SERVICII (cod 33.10+34.10+35.10+36.10+37.10)	3300	6,908,030	4,938,100	4,486,907	304,544	4,182,363	4,185,792		301,115
Venituri din prestari de servicii si alte activitati (cod 33.10.05+33.10.08+33.10.09+33.10.13+ 33.10.14 +33.10.16+33.10.17 +33.10.19 la 33.10.21+33.10.30 la 33.10.32+33.10.50)	3310	5,054,900	3,285,570	3,145,757	202,889	2,942,868	2,908,211		237,546
Taxe si alte venituri in invatamant	331005	77,310	48,910	7,678		7,678	7,678		
Venituri din prestari de servicii	331008	3,710,680	2,042,910	2,409,493	195,920	2,213,573	2,186,762		222,731
Contributia elevilor si studentilor pentru internate, camine si	331014	1,203,910	1,177,910	705,037	6,969	698,068	690,222		14,815

A	B	1	2	3=4+5	4	5	6	7	8=3-6-7
cantine.									
Alte venituri din prestari de servicii si alte activitati	331050	63,000	15,840	23,549		23,549	23,549		
Diverse venituri (cod 36.10.04+36.10.32+36.10.50)	3610	1,807,630	1,607,030	1,295,650	101,655	1,193,995	1,232,081		63,569
Alte venituri	361050	1,807,630	1,607,030	1,295,650	101,655	1,193,995	1,232,081		63,569
Transferuri voluntare, altele decât subventiile (cod 37.10.01+37.10.03+37.10.50)	3710	45,500	45,500	45,500		45,500	45,500		
Donatii si sponsorizari	371001	73,000	73,000	73,000		73,000	73,000		
Varsaminte din sectiunea de functionare pentru finantarea sectiunii de dezvoltare a bugetului local (cu semnul minus)	371003	-27,500	-27,500	-27,500		-27,500	-27,500		
III. OPERATIUNI FINANCIARE (cod 40.10+41.10)	0016	633,660	456,230	423,252		423,252	423,252		
Încasari din rambursarea împrumuturilor acordate (cod. 40.10.15)	4010	633,660	456,230	423,252		423,252	423,252		
Sume utilizate din excedentul anului precedent pentru efectuarea de cheltuieli (cod. 40.10.15.01)	401015	633,660	456,230	423,252		423,252	423,252		
Sume utilizate de administratiile locale din excedentul anului precedent pentru sectiunea de functionare	40101501	633,660	456,230	423,252		423,252	423,252		
IV. SUBVENTII (cod 00.18)	4100	9,580,000	6,656,210	5,722,060		5,722,060	5,722,060		
SUBVENTII DE LA ALTE NIVELE ALE ADMINISTRATIEI PUBLICE (cod 42.10+43.10)	0018	9,580,000	6,656,210	5,722,060		5,722,060	5,722,060		
Subventii de la alte administratii (cod 43.10.09+43.10.10 +43.10.15+43.10.33+43.10.35)	4310	9,580,000	6,656,210	5,722,060		5,722,060	5,722,060		
Subventii pentru institutii publice	431009	9,580,000	6,656,210	5,722,060		5,722,060	5,722,060		
VENITURILE SECTIUNII DE DEZVOLTARE (cod 00.02+00.15+00.16+00.17+45.10+48.10) - TOTAL	000110	185,500	185,500	92,500		92,500	92,500		
VENITURI CURENTE (cod 00.12)	0002	27,500	27,500	27,500		27,500	27,500		
C. VENITURI NEFISCALE (cod 00.14)	2900	27,500	27,500	27,500		27,500	27,500		
C2. VANZARI DE BUNURI SI SERVICII (cod 36.10+37.10)	3300	27,500	27,500	27,500		27,500	27,500		
Transferuri voluntare, altele decât subventiile (cod 37.10.04)	3710	27,500	27,500	27,500		27,500	27,500		
Varsaminte din sectiunea de functionare	371004	27,500	27,500	27,500		27,500	27,500		
IV. SUBVENTII (cod 00.18)	4100	158,000	158,000	65,000		65,000	65,000		
SUBVENTII DE LA ALTE NIVELE ALE ADMINISTRATIEI PUBLICE (cod 42.10+43.10)	0018	158,000	158,000	65,000		65,000	65,000		
Subventii de la alte administratii (cod 43.10.14+43.10.16+43.10.17+43.10.19 + 43.10.25 la 43.10.27+43.10.31+43.10.32+43.10.35)	4310	158,000	158,000	65,000		65,000	65,000		
Subventii pentru institutii publice destinate sectiunii de dezvoltare	431019	158,000	158,000	65,000		65,000	65,000		



Director ECONOMIC

Anexa 11

CONTUL DE EXECUTIE
A BUGETULUI INSTITUTIILOR PUBLICE SI ACTIVITATILOR FINANTATE INTEGRAL SAU PARTIAL DIN VENITURI PROPRII (DE SUBORDONARE LOCALA) -CHELTUIELI

la data de 30.06.2022

Cod 21

-lei-


Denumirea indicatorilor *)	Cod indicator	Credite de angajament		Credite bugetare		Angajamente bugetare	Angajamente legale	Plati efectuate	Angajamente legale de platit	Cheltuieli efective
		Aprobate la finele perioadei de raportare	Trimestriale cumulate	Aprobate la finele perioadei de raportare	Trimestriale cumulate					
A	B	1	2	3	4	5	6	7	8=6-7	9
TOTAL CHELTUIELI - SECTIUNEA DE FUNCTIONARE + SECTIUNEA DE DEZVOLTARE (cod 50.10+59.10+63.10+70.10+74.10+79.10)	4910	185,500	185,500	17,518,000	12,433,240	12,427,316	12,427,316	9,325,307	3,102,009	9,210,338
Partea I-a SERVICII PUBLICE GENERALE (cod 54.10+55.10)	5010	130,000	130,000	5,127,810	3,225,910	3,223,454	3,223,454	2,393,538	829,916	2,332,748
Alte servicii publice generale (cod 54.10.10+54.10.50)	5410	130,000	130,000	5,127,810	3,225,910	3,223,454	3,223,454	2,393,538	829,916	2,332,748
Alte servicii publice generale	541050	130,000	130,000	5,127,810	3,225,910	3,223,454	3,223,454	2,393,538	829,916	2,332,748
Partea III-a CHELTUIELI SOCIAL-CULTURALE (cod 65.10+66.10+67.10+68.10)	6310	55,500	55,500	12,390,190	9,207,330	9,203,862	9,203,862	6,931,769	2,272,093	6,877,590
Invatamant (cod 65.10.03 la 65.10.05+65.10.07+65.10.11+65.10.50)	6510			3,537,440	3,238,530	3,238,530	3,238,530	1,798,626	1,439,904	1,959,173
Invaatamant prescolar si primar (cod 65.10.03.01+65.10.03.02)	651003			1,847,430	1,646,830	1,646,830	1,646,830	1,090,918	555,912	1,106,755
Invatamant prescolar	65100301			1,847,430	1,646,830	1,646,830	1,646,830	1,090,918	555,912	1,106,755
Invatamant secundar (cod 65.10.04.01 la 65.10.04.03)	651004			1,690,010	1,591,700	1,591,700	1,591,700	707,708	883,992	852,418
Invatamant secundar inferior	65100401			82,700	76,660	76,660	76,660	18,020	58,640	24,780
Invatamant secundar superior	65100402			1,607,310	1,515,040	1,515,040	1,515,040	689,688	825,352	827,638
Cultura, recreere si religie (cod 67.10.03+67.10.05+67.10.50)	6710	55,500	55,500	8,852,750	5,968,800	5,965,332	5,965,332	5,133,143	832,189	4,918,417
Servicii culturale (cod 67.10.03.03 la 67.10.03.07+67.10.03.09 la 67.10.03.11+67.10.03.15+67.10.03.30)	671003	28,000	28,000	3,491,000	1,891,490	1,888,022	1,888,022	1,705,144	182,878	1,690,824
Case de cultura	67100306	28,000	28,000	3,491,000	1,891,490	1,888,022	1,888,022	1,705,144	182,878	1,690,824
Servicii recreative si sportive (cod 67.10.05.01)	671005	27,500	27,500	5,361,750	4,077,310	4,077,310	4,077,310	3,427,999	649,311	3,227,593
Sport	67100501	27,500	27,500	5,361,750	4,077,310	4,077,310	4,077,310	3,427,999	649,311	3,227,593

A	B	1	2	3	4	5	6	7	8=6-7	9
CHELTUIELILE SECTIUNII DE FUNCTIONARE (cod 50.10+59.10+63.10+70.10+74.10+79.10)	4910	185,500	185,500	17,518,000	12,433,240	12,427,316	12,427,316	9,325,307	3,102,009	9,210,338
Partea I-a SERVICII PUBLICE GENERALE (cod 51.10+54.10+55.10)	5010			4,997,810	3,095,910	3,093,454	3,093,454	2,357,243	736,211	2,105,354
Alte servicii publice generale (cod 54.10.10+54.10.50)	5410			4,997,810	3,095,910	3,093,454	3,093,454	2,357,243	736,211	2,105,354
Alte servicii publice generale	541050			4,997,810	3,095,910	3,093,454	3,093,454	2,357,243	736,211	2,105,354
Partea III-a CHELTUIELI SOCIAL-CULTURALE (cod 65.10+66.10+67.10+68.10)	6310			12,334,690	9,151,830	9,148,362	9,148,362	6,882,515	2,265,847	6,850,661
Invatamant (cod 65.10.03 la 65.10.05+65.10.07+65.10.11+65.10.50)	6510			3,537,440	3,238,530	3,238,530	3,238,530	1,798,626	1,439,904	1,941,245
Invatamant prescolar si primar (cod 65.10.03.01+65.10.03.02)	651003			1,847,430	1,646,830	1,646,830	1,646,830	1,090,918	555,912	1,106,755
Invatamant prescolar	65100301			1,847,430	1,646,830	1,646,830	1,646,830	1,090,918	555,912	1,106,755
Invatamant secundar (cod 65.10.04.01 la 65.10.04.03)	651004			1,690,010	1,591,700	1,591,700	1,591,700	707,708	883,992	834,490
Invatamant secundar inferior	65100401			82,700	76,660	76,660	76,660	18,020	58,640	24,780
Invatamant secundar superior	65100402			1,607,310	1,515,040	1,515,040	1,515,040	689,688	825,352	809,710
Cultura, recreere si religie (cod 67.10.03+67.10.05+67.10.50)	6710			8,797,250	5,913,300	5,909,832	5,909,832	5,083,889	825,943	4,909,416
Servicii culturale (cod 67.10.03.03 la 67.10.03.07+67.10.03.09 la 67.10.03.11+67.10.03.15+67.10.03.30)	671003			3,463,000	1,863,490	1,860,022	1,860,022	1,683,344	176,678	1,683,107
Case de cultura	67100306			3,463,000	1,863,490	1,860,022	1,860,022	1,683,344	176,678	1,683,107
Servicii recreative si sportive (cod 67.10.05.01)	671005			5,334,250	4,049,810	4,049,810	4,049,810	3,400,545	649,265	3,226,309
Sport	67100501			5,334,250	4,049,810	4,049,810	4,049,810	3,400,545	649,265	3,226,309
CHELTUIELILE SECTIUNII DE DEZVOLTARE (cod 50.10+59.10+63.10+70.10+74.10+79.10)	4910	185,500	185,500	185,500	185,500	185,500	185,500	85,549	99,951	254,323
Partea I-a SERVICII PUBLICE GENERALE (cod 51.10+54.10)	5010	130,000	130,000	130,000	130,000	130,000	130,000	36,295	93,705	227,394
Alte servicii publice generale (cod 54.10.10+54.10.50)	5410	130,000	130,000	130,000	130,000	130,000	130,000	36,295	93,705	227,394
Alte servicii publice generale	541050	130,000	130,000	130,000	130,000	130,000	130,000	36,295	93,705	227,394
Partea III-a CHELTUIELI SOCIAL-CULTURALE (cod 65.10+66.10+67.10+68.10)	6310	55,500	55,500	55,500	55,500	55,500	55,500	49,254	6,246	26,929
Invatamant (cod 65.10.03 la 65.10.05+65.10.07+65.10.11+65.10.50)	6510									17,928
Invatamant secundar (cod 65.10.04.01 la 65.10.04.03)	651004									17,928
Invatamant secundar superior	65100402									17,928
Cultura, recreere si religie (cod 67.10.03+67.10.05+67.10.50)	6710	55,500	55,500	55,500	55,500	55,500	55,500	49,254	6,246	9,001
Servicii culturale (cod 67.10.03.03 la 67.10.03.07+67.10.03.09)	671003	28,000	28,000	28,000	28,000	28,000	28,000	21,800	6,200	7,717

A	B	1	2	3	4	5	6	7	8=6-7	9
la 67.10.03.11+67.10.03.15+67.10.03.30)										
Case de cultura	67100306	28,000	28,000	28,000	28,000	28,000	28,000	21,800	6,200	7,717
Servicii recreative si sportive (cod 67.10.05.01)	671005	27,500	27,500	27,500	27,500	27,500	27,500	27,454	46	1,284
Sport	67100501	27,500	27,500	27,500	27,500	27,500	27,500	27,454	46	1,284

a: Se detaliaza pe structura clasificatiei economice (Anexa 7)

Conducatorul institutiei



Excedent

Conducatorul compartimentului
financiar contabil

1.219.098

5010 TOTAL CHELTUIELI

Anexa 7

CONTUL DE EXECUTIE AL INSTITUTIILOR PUBLICE - CHELTUIELI

la data de 30.06.2022

Cod 21 Capitol 5010

Subcapitol


-lei-

DENUMIREA INDICATORILOR*)	Cod indicator	Credite de angajament		Credite bugetare		Angajamente bugetare	Angajamente legale	Plati efectuate	Angajamente legale de platit	Cheltuieli efective
		Aprobate la finele perioadei de raportare	Trimestriale cumulate	Aprobate la finele perioadei de raportare	Trimestriale cumulate					
A	B	1	2	3	4	5	6	7	8=6-7	9
TOTAL CHELTUIELI(SECTIUNEA DE FUNCTIONARE+SECTIUNEA DE DEZVOLTARE)		185,500	185,500	17,518,000	12,433,240	12,427,316	12,427,316	9,325,307	3,102,009	9,210,338
SECTIUNEA DE FUNCTIONARE (cod 01+79+85)				17,332,500	12,247,740	12,241,816	12,241,816	9,239,758	3,002,058	8,956,015
CHELTUIELI CURENTE (10+20+30+40+50+51SF+55SF+57+59)	01			17,332,500	12,247,740	12,250,269	12,250,269	9,248,211	3,002,058	8,956,015
TITLUL I CHELTUIELI DE PERSONAL (cod 10.01 la 10.03)	10			6,820,920	3,563,680	3,563,680	3,563,680	3,118,834	444,846	3,128,625
Cheltuieli salariale in bani (cod 10.01.01+10.01.03 la 10.01.08 +10.01.10 la 10.01.16 +10.01.30)	1001			6,476,740	3,324,540	3,324,540	3,324,540	2,905,555	418,985	2,913,890
Salarii de baza	100101			5,905,420	3,011,350	3,011,350	3,011,350	2,657,772	353,578	2,655,557
Sporuri pentru conditii de munca	100105			177,360	100,930	100,930	100,930	92,839	8,091	97,408
Alte sporuri	100106			38,120	21,300	21,300	21,300	12,825	8,475	13,588
Indemnizatii de delegare	100113			9,900	8,000	8,000	8,000	1,460	6,540	1,460
Indemnizatii de hrana	100117			345,940	182,960	182,960	182,960	140,659	42,301	145,877
Cheltuieli salariale in natura (cod 10.02.01 la 10.02.06+10.02.30)	1002			126,030	126,030	126,030	126,030	111,015	15,015	111,015
Tichete de vacanta	100206			126,030	126,030	126,030	126,030	111,015	15,015	111,015
Contributii (cod 10.03.01 la 10.03.06)	1003			218,150	113,110	113,110	113,110	102,264	10,846	103,720
Contributii de asigurari sociale de stat	100301			72,500	38,500	38,500	38,500	37,772	728	38,084
Contributia asiguratorie pentru munca	100307			145,650	74,610	74,610	74,610	64,492	10,118	65,636
TITLUL II BUNURI SI SERVICII (cod 20.01 la 20.06+20.09 la 20.16+20.18 la 20.25+20.27+20.30)	20			10,491,180	8,676,410	8,678,939	8,678,939	6,129,377	2,549,562	5,827,390
Bunuri si servicii (cod 20.01.01 la 20.01.09+20.01.30)	2001			2,095,390	1,713,830	1,713,830	1,713,830	1,038,224	675,606	979,622

115

A	B	1	2	3	4	5	6	7	8=6-7	9
Furnituri de birou	200101			53,500	37,000	37,000	37,000	14,782	22,218	20,113
Materiale pentru curatenie	200102			74,000	63,000	63,000	63,000	17,227	45,773	22,805
Incalzit, iluminat si forta motrica	200103			848,010	740,500	740,500	740,500	488,043	252,457	448,602
Apa, canal si salubritate	200104			214,510	134,150	134,150	134,150	83,578	50,572	76,281
Combustibili si lubrifianti	200105			32,770	23,000	23,000	23,000	18,941	4,059	17,166
Piese de schimb	200106			53,430	41,000	41,000	41,000	15,591	25,409	16,797
Transport	200107			222,350	220,000	220,000	220,000	152,105	67,895	149,050
Posta, telecomunicatii, radio, tv, internet	200108			59,930	47,800	47,800	47,800	27,516	20,284	24,004
Materiale si prestari de servicii cu caracter functional	200109			242,180	164,180	164,180	164,180	128,464	35,716	113,132
Alte bunuri si servicii pentru intretinere si functionare	200130			294,710	243,200	243,200	243,200	91,977	151,223	91,672
Reparatii curente	2002			274,640	272,700	272,700	272,700	84,462	188,238	63,130
Hrana (cod 20.03.01+20.03.02)	2003			3,056,780	2,856,180	2,856,180	2,856,180	1,815,651	1,040,529	1,829,855
Hrana pentru oameni	200301			3,056,780	2,856,180	2,856,180	2,856,180	1,815,651	1,040,529	1,829,855
Medicamente si materiale sanitare (cod 20.04.01 la 20.04.04)	2004			30,500	22,500	22,500	22,500	12,753	9,747	6,930
Medicamente	200401			25,000	17,000	17,000	17,000	10,377	6,623	5,858
Materiale sanitare	200402			5,500	5,500	5,500	5,500	2,376	3,124	1,072
Bunuri de natura obiectelor de inventar (cod 20.05.01+20.05.03+20.05.30)	2005			290,770	240,560	240,560	240,560	88,472	152,088	163,671
Uniforme si echipament	200501			88,610	67,000	67,000	67,000	48,020	18,980	2,529
Lenjerie si accesorii de pat	200503			10,000	10,000	10,000	10,000		10,000	
Alte obiecte de inventar	200530			192,160	163,560	163,560	163,560	40,452	123,108	161,142
Deplasari, detasari, transferari (cod 20.06.01+20.06.02)	2006			23,000	20,000	23,000	23,000	4,690	18,310	4,690
Deplasari interne, detasari, transferari	200601			23,000	20,000	23,000	23,000	4,690	18,310	4,690
Carti, publicatii si materiale documentare	2011			5,100	2,600	2,600	2,600	189	2,411	267
Consultanta si expertiza	2012			22,500	15,000	15,000	15,000	12,367	2,633	12,367
Pregatire profesionala	2013			20,000	20,000	20,000	20,000	650	19,350	650
Protectia muncii	2014			11,030	10,000	10,000	10,000	2,004	7,996	1,561
Alte cheltuieli (cod 20.30.01 la 20.30.04+20.30.06+20.30.07+20.30.09+20.30.30)	2030			4,661,470	3,503,040	3,502,569	3,502,569	3,069,915	432,654	2,764,647
Reclama si publicitate	203001			5,200	5,200	5,200	5,200	1,892	3,308	1,711
Prime de asigurare non-viata	203003			2,000						252
Alte cheltuieli cu bunuri si servicii	203030			4,654,270	3,497,840	3,497,369	3,497,369	3,068,023	429,346	2,762,684

A	B	1	2	3	4	5	6	7	8=6-7	9
TITLUL XI ALTE CHELTUIELI (cod 59.01+59.02+59.08+59.11+59.12+59.15+59.17+59.20+59.22+59.25+59.30+59.35)	59			20,400	7,650	7,650	7,650		7,650	
Sume aferente persoanelor cu handicap neîncadrate	5940			20,400	7,650	7,650	7,650		7,650	
TITLUL XIX PLATI EFECTUATE IN ANII PRECEDENTI SI RECUPERATE IN ANUL CURENT(85.01)	85F					-8,453	-8,453	-8,453		
Plati efectuate in anii precedenti si recuperate in anul curent (cod 85.01.01)	8501F					-8,453	-8,453	-8,453		
Plati efectuate in anii precedenti si recuperate in anul curent in sectiunea de functionare a bugetului local	850101					-8,453	-8,453	-8,453		
SECTIUNEA DE DEZVOLTARE (cod 51+55+56+58+70+81+85)		185,500	185,500	185,500	185,500	185,500	185,500	85,549	99,951	254,323
CHELTUIELI DE CAPITAL ((cod 71+72+75)	70	185,500	185,500	185,500	185,500	185,500	185,500	85,549	99,951	254,323
TITLUL XIII ACTIVE NEFINANCIARE (cod 71.01 + 71.03)	71	185,500	185,500	185,500	185,500	185,500	185,500	85,549	99,951	254,323
Active fixe (cod 71.01.01 la 71.01.03+71.01.30)	7101	185,500	185,500	185,500	185,500	185,500	185,500	85,549	99,951	254,323
Masini, echipamente si mijloace de transport	710102									4,454
Mobilier, aparatura birotica si alte active corporale	710103									808
Alte active fixe	710130	185,500	185,500	185,500	185,500	185,500	185,500	85,549	99,951	249,061
	84					-8,453	-8,453	-8,453		
A. CHELTUIELILE CURENTE (10+20+30+40+50+51+55+56+58+57+59)	01			17,332,500	12,247,740	12,250,269	12,250,269	9,248,211	3,002,058	8,956,015
TITLUL XIX PLATI EFECTUATE IN ANII PRECEDENTI SI RECUPERATE IN ANUL CURENT (85.01)	85					-8,453	-8,453	-8,453		
Plati efectuate in anii precedenti si recuperate in anul curent (cod 85.01.02+85.01.05)	8501					-8,453	-8,453	-8,453		



Director ECONOMIC