

CONTUL DE EXECUTIE A BUGETULUI LOCAL- VENITURI

la data de 31.03.2022

Cod 20

-lei-

Denumirea indicatorilor	Cod indicator	Prevederi bugetare		Drepturi constatate			Incasari realizate	Stingeri pe alte cai decat incasari	Drepturi constatate de incasat
		Aprobate la finele perioadei de raportare	Trimestriale cumulate	Total, din care:	din anii precedenti	din anul curent			
A	B	1	2	3=4+5	4	5	6	7	8=3-6-7
VENITURI -TOTAL(cod 00.02+00.15+00.16+00.17+45.02+4602+4702+4802)	000102	244,166,690	62,365,470	99,409,291	31,256,822	68,152,469	59,324,863		40,084,428
VENITURI PROPRII (cod 00.02-11.02- 37.02+ 00.15)	4990	137,483,940	45,134,570	81,343,372	24,528,296	56,815,076	48,953,585		32,389,787
I. VENITURI CURENTE (cod 00.03+00.12)	0002	168,724,550	52,146,180	87,431,161	24,528,178	62,902,983	55,041,463		32,389,698
A. VENITURI FISCALE (cod 00.04+06.02+00.09+00.10+00.11)	0003	155,020,390	47,805,570	71,291,193	14,458,460	56,832,733	49,469,847		21,821,346
A1. IMPOZIT PE VENIT, PROFIT SI CASTIGURI DIN CAPITAL (cod 00.05+00.06+00.07)	0004	93,380,390	29,340,570	21,464,044		21,464,044	21,464,044		
A1.2. IMPOZIT PE VENIT, PROFIT SI CASTIGURI DIN CAPITAL DE LA PERSOANE FIZICE(cod 03.02+04.02)	0006	93,380,390	29,340,570	21,464,044		21,464,044	21,464,044		
Impozit pe venit (cod 03.02.17+ 03.02.18)	0302	401,390	120,000	28,934		28,934	28,934		
Impozitul pe veniturile din transferul proprietatilor imobiliare in patrimoniul personal	030218	401,390	120,000	28,934		28,934	28,934		
Cote si sume defalcate din impozitul pe venit (cod 04.02.01+04.02.04)	0402	92,979,000	29,220,570	21,435,110		21,435,110	21,435,110		
Cote defalcate din impozitul pe venit	040201	90,055,000	28,489,570	20,746,989		20,746,989	20,746,989		
Sume repartizate din Fondul la dispozitia Consiliului Judetean	040205	2,924,000	731,000	688,121		688,121	688,121		
A3. IMPOZITE SI TAXE PE PROPRIETATE (cod 07.02)	0009	20,362,000	8,125,000	31,110,993	10,880,146	20,230,847	16,017,197		15,093,796
Impozite si taxe pe proprietate (07.02.01a 07.02.03+07.02.50)	0702	20,362,000	8,125,000	31,110,993	10,880,146	20,230,847	16,017,197		15,093,796
Impozit si taxa pe cladiri (cod 07.02.01.01+07.02.01.02)	070201	15,637,000	6,700,000	24,481,996	9,494,596	14,987,400	12,587,473		11,894,523
Impozit pe cladiri de la persoane fizice	07020101	5,241,000	2,700,000	6,260,656	1,080,823	5,179,833	3,712,023		2,548,633
Impozit si taxa pe cladiri de la persoane juridice	07020102	10,396,000	4,000,000	18,221,340	8,413,773	9,807,567	8,875,450		9,345,890
Impozit si taxa pe teren (cod 07.02.02.01 la 07.02.02.03)	070202	3,534,000	1,061,000	5,936,393	1,030,407	4,905,992	3,075,385		2,861,008

A	B	1	2	3=4+5	4	5	6	7	8=3-6-7
Impozit pe terenuri de la persoane fizice	07020201	1,336,000	401,000	3,027,209	365,041	2,662,168	1,356,926		1,670,283
Impozit si taxa pe teren de la persoane juridice	07020202	1,885,000	566,000	2,501,892	542,841	1,959,051	1,503,619		998,273
Impozitul pe terenul extravilan*)+Restante ani anteriori din impozitul pe terenul agricol-	07020203	313,000	94,000	407,292	122,519	284,773	214,840		192,452
Taxe judiciare de timbru si alte taxe de timbru	070203	1,191,000	364,000	692,604	355,149	337,455	354,339		338,265
A4.IMPOZITE SI TAXE PE BUNURI SI SERVICII (cod 1.02+12.02+15.02+16.02)	0010	41,047,000	10,271,000	18,444,061	3,528,183	14,915,878	11,821,287		6,622,774
Sume defalcate din TVA (cod 11.02.01+11.02.02+11.02.05+11.02.06+11.02.09)	1102	30,913,000	6,684,000	5,815,865		5,815,865	5,815,865		
Sume defalcate din taxa pe valoarea adaugata pentru finantarea cheltuielilor descentralizate la nivelul comunelor, oraselor, municipiilor, sectoarelor si Municipiului Bucuresti	110202	29,763,000	6,398,000	5,529,865		5,529,865	5,529,865		
Sume defalcate din taxa pe valoarea adaugata pentru drumuri	110205	7,000							
Sume defalcate din taxa pe valoare adaugata pentru finantarea invatamantului particular sau confesional acreditat	110209	1,143,000	286,000	286,000		286,000	286,000		
Alte impozite si taxe generale pe bunuri si servicii (cod 12.02.07)	1202	2,000	2,000	55,054	55,055	-1			55,054
Taxe hoteliere	120207	2,000	2,000	55,054	55,055	-1			55,054
Taxe pe servicii specifice (cod 15.02.01+15.02.50)	1502	3,000	3,000	1,359	660	699	1,065		294
Impozit pe spectacole	150201	3,000	3,000	1,359	660	699	1,065		294
Taxe pe utilizarea bunurilor, autorizarea utilizarii bunurilor sau pe desfasurarea de activitati (cod 16.02.02+16.02.03+16.02.50)	1602	10,129,000	3,582,000	12,571,783	3,472,468	9,099,315	6,004,357		6,567,426
Impozit pe mijloacele de transport (cod 16.02.02.01+16.02.02.02)	160202	7,224,000	2,710,000	10,808,737	3,460,829	7,347,908	4,268,205		6,540,532
Impozit pe mijloacele de transport detinute de persoane fizice	16020201	4,857,000	2,000,000	7,103,567	2,072,170	5,031,397	3,195,072		3,908,495
Impozit pe mijloacele de transport detinute de persoane juridice	16020202	2,367,000	710,000	3,705,170	1,388,659	2,316,511	1,073,133		2,632,037
Taxe si tarife pentru eliberarea de licente si autorizatii de functionare	160203	40,000	12,000	13,992		13,992	13,992		
Alte taxe pe utilizarea bunurilor, autorizarea utilizarii bunurilor sau pe desfasurarea de activitati	160250	2,865,000	860,000	1,749,054	11,639	1,737,415	1,722,160		26,894
A6. ALTE IMPOZITE SI TAXE FISCALE (cod 18.02)	0011	231,000	69,000	272,095	50,131	221,964	167,319		104,776
Alte impozite si taxe fiscale (cod 18.02.50)	1802	231,000	69,000	272,095	50,131	221,964	167,319		104,776
Alte impozite si taxe	180250	231,000	69,000	272,095	50,131	221,964	167,319		104,776
C. VENITURI NEFISCALE (cod 00.13+00.14)	0012	13,704,160	4,340,610	16,139,968	10,069,718	6,070,250	5,571,616		10,568,352

A	B	1	2	3=4+5	4	5	6	7	8=3-6-7
C1. VENITURI DIN PROPRIETATE (cod 30.02+31.02)	0013	7,051,550	2,115,000	4,544,988	500,191	4,044,797	3,225,959		1,319,029
Venituri din proprietate (cod 30.02.01+30.02.05+30.02.08+30.02.50)	3002	7,051,550	2,115,000	4,544,988	500,191	4,044,797	3,225,959		1,319,029
Venituri din concesiuni si inchirieri (cod 30.02.05.30)	300205	6,716,550	2,015,000	4,330,918	500,191	3,830,727	3,011,889		1,319,029
Alte venituri din concesiuni si inchirieri de catre institutiile publice	30020530	6,716,550	2,015,000	4,330,918	500,191	3,830,727	3,011,889		1,319,029
Venituri din dividende (cod 30.02.08.02+30.02.08.03)	300208	335,000	100,000	214,070		214,070	214,070		
Venituri din dividende de la alti platitori	30020802	335,000	100,000	214,070		214,070	214,070		
C2. VANZARI DE BUNURI SI SERVICII (cod 33.02+34.02+35.02+36.02+37.02)	0014	6,652,610	2,225,610	11,594,980	9,569,527	2,025,453	2,345,657		9,249,323
Venituri din prestari de servicii si alte activitati (cod 33.02.08+33.02.10+33.02.12+33.02.24+33.02.27+33.02.28+33.02.33+33.02.50)	3302	1,102,000	331,000	446,503	122,267	324,236	335,807		110,696
Contributia parintilor sau sustinatorilor legali pentru intretinerea copiilor in crese	330210	132,000	40,000	59,897		59,897	59,897		
Contributia persoanelor beneficiare ale cantinelor de ajutor social	330212	22,000	7,000	6,749		6,749	6,749		
Venituri din recuperarea cheltuielilor de judecata, imputatii si despagubiri	330228	4,000	1,000	111,538	122,267	-10,729	842		110,696
Alte venituri din prestari de servicii si alte activitati	330250	944,000	283,000	268,319		268,319	268,319		
Venituri din taxe administrative, eliberari permise (cod 34.02.02+34.02.50)	3402	70,000	21,000	21,000		21,000	21,000		
Taxe extrajudiciare de timbru	340202	2,000	1,000	318		318	318		
Alte venituri din taxe administrative, eliberari permise	340250	68,000	20,000	20,682		20,682	20,682		
Amenzi, penalitati si confiscari (cod 35.02.01 la 35.02.03+35.02.50)	3502	2,870,000	861,000	7,526,612	6,639,219	887,393	938,086		6,588,526
Venituri din amenzi si alte sanctiuni aplicate potrivit dispozitiilor legale (cod 35.02.01.02)	350201	2,870,000	861,000	7,526,612	6,639,219	887,393	938,086		6,588,526
Venituri din amenzi si alte sanctiuni aplicate de catre alte institutii de specialitate	35020102	2,870,000	861,000	7,526,612	6,639,219	887,393	938,086		6,588,526
Diverse venituri (cod 36.02.01+36.02.05+36.02.06+36.02.07+36.02.11+36.02.14+36.02.22+36.02.23+36.02.31+36.02.32+36.02.47+36.02.50)	3602	2,283,000	685,000	3,326,050	2,808,041	518,009	775,949		2,550,101
Taxe speciale	360206	2,250,000	675,000	3,326,050	2,808,041	518,009	775,949		2,550,101
Alte venituri	360250	33,000	10,000						
Transferuri voluntare, altele decat subventiile (cod 37.02.01+37.02.03 la 37.02.05+37.02.50)	3702	327,610	327,610	274,815		274,815	274,815		

A	B	1	2	3=4+5	4	5	6	7	8=3-6-7
Donatii si sponsorizari	370201	327,610	327,610	274,815		274,815	274,815		
Varsaminte din sectiunea de functionare pentru finantarea sectiunii de dezvoltare a bugetului local (cu semnul minus)	370203	-10,589,000							
Varsaminte din sectiunea de functionare	370204	10,589,000							
II. VENITURI DIN CAPITAL (cod 39.02)	0015			2,891	118	2,773	2,802		89
Venituri din valorificarea unor bunuri (cod 39.02.01+39.02.03+39.02.04+ 39.02.07+39.02.10)	3902			2,891	118	2,773	2,802		89
Venituri din valorificarea unor bunuri ale institutiilor publice	390201			2,152	40	2,112	2,112		40
Venituri din vanzarea locuintelor construite din fondurile statului	390203			81	76	3	32		49
Venituri din vanzarea unor bunuri apartinand domeniului privat al statului sau al unitatilor administrativ-teritoriale	390207			658		658	658		
III. OPERATIUNI FINANCIARE (cod 40.02+41.02)	0016			100,000		100,000	100,000		
Incasari din rambursarea imprumuturilor acordate (cod 40.02.06+40.02.07+40.02.10+40.02.11+40.02.13+40.02.14+40.02.50)	4002			100,000		100,000	100,000		
Sume din excedentul bugetului local utilizate pentru finantarea cheltuielilor sectiunii de dezvoltare	400214			100,000		100,000	100,000		
IV. SUBVENTII (cod 00.18)	0017	14,155,790	2,051,790	2,395,148	1,071,958	1,323,190	1,325,393		1,069,755
SUBVENTII DE LA ALTE NIVELE ALE ADMINISTRATIEI PUBLICE (cod 42.02+43.02)	0018	14,155,790	2,051,790	2,395,148	1,071,958	1,323,190	1,325,393		1,069,755
Subventii de la bugetul de stat (cod 42.02.01+42.02.05+42.02.10+42.02.12 la 42.02.18 la 42.02.21+42.02.28+42.02.29+42.02.32 la 42.02.36+42.02.40 la 42.02.42 la 42.02.45+42.02.51+42.02.52+ 42.02.54+42.02.55+42.02.62+42.02.65+ 42.02.66+42.02.67+42.02.69)	4202	14,155,790	2,051,790	2,395,148	1,071,958	1,323,190	1,325,393		1,069,755
Subventii pentru acordarea ajutorului pentru incalzirea locuintei cu lemne, carbuni, combustibili petrolieri	420234	20,790	20,790	24,924		24,924	24,924		
Subventii din bugetul de stat pentru finantarea sanatatii	420241	4,635,000	1,531,000	1,207,256	205,897	1,001,359	1,151,601		55,655
Subventii de la bugetul de stat catre bugetele locale necesare sustinerii derularii proiectelor finantate din fonduri externe nerambursabile (FEN) postaderare, aferente perioadei de programare 2014 - 2020	420269	9,500,000	500,000	1,134,396	866,061	268,335	120,296		1,014,100
Sume alocate pentru stimulentele de risc	420282			28,572		28,572	28,572		
Sume primite de la UE/alti donatori in contul platilor efectuate si prefinantari aferente cadrului financiar 2014-2020 (cod 48.02.01 la 48.02.05+48.02.11+48.02.12+48.02.15+48.02.19)	4802	61,286,350	8,167,500	9,480,091	5,656,566	3,823,523	2,855,205		6,624,886

A	B	1	2	3=4+5	4	5	6	7	8=3-6-7
Fondul European de Dezvoltare Regionala (FEDR) (cod 48.02.01.01 la 48.02.01.03)	480201	61,186,350	8,117,500	9,738,265	5,563,847	4,174,418	3,165,076		6,573,189
Sume primite în contul platilor efectuate în anul curent	48020101	31,686,350	3,732,920	6,942,939	5,135,302	1,807,637	687,122		6,255,817
Sume primite în contul platilor efectuate în anii anteriori	48020102	1,500,000	100,000	505,738	428,545	77,193	188,366		317,372
Prefinantare	48020103	28,000,000	4,284,580	2,289,588		2,289,588	2,289,588		
Fondul Social European (FSE) (cod 48.02.02.01 la 48.02.02.03)	480202	100,000	50,000	-258,174	92,721	-350,895	-309,871		51,697
Sume primite în contul platilor efectuate în anul curent	48020201	50,000	50,000	-314,268	92,721	-406,989	-365,965		51,697
Sume primite în contul platilor efectuate în anii anteriori	48020202	50,000							
Prefinantare	48020203			56,094		56,094	56,094		
VENITURILE SECTIUNII DE FUNCTIONARE (cod 00.02+00.16+00.17+4702)-TOTAL	000102	162,791,340	53,697,970	88,691,913	24,734,075	63,957,838	56,246,560		32,445,353
VENITURI PROPRII (00.02-11.02-37.02)	4990	137,483,940	45,134,570	81,340,481	24,528,178	56,812,303	48,950,783		32,389,698
I. VENITURI CURENTE (cod 00.03+00.12)	0002	158,135,550	52,146,180	87,431,161	24,528,178	62,902,983	55,041,463		32,389,698
A. VENITURI FISCALE (cod 00.04+06.02+00.09+00.10+00.11)	0003	155,020,390	47,805,570	71,291,193	14,458,460	56,832,733	49,469,847		21,821,346
A1. IMPOZIT PE VENIT, PROFIT SI CASTIGURI DIN CAPITAL (cod 00.05+00.06+00.07)	0004	93,380,390	29,340,570	21,464,044		21,464,044	21,464,044		
A1.2. IMPOZIT PE VENIT, PROFIT SI CASTIGURI DIN CAPITAL DE LA PERSOANE FIZICE(cod 03.02+04.02)	0006	93,380,390	29,340,570	21,464,044		21,464,044	21,464,044		
Impozit pe venit (cod 03.02.17+ 03.02.18)	0302	401,390	120,000	28,934		28,934	28,934		
Impozitul pe veniturile din transferul proprietatilor imobiliare din patrimoniul personal	030218	401,390	120,000	28,934		28,934	28,934		
Cote si sume defalcate din impozitul pe venit (cod 04.02.01+04.02.04)	0402	92,979,000	29,220,570	21,435,110		21,435,110	21,435,110		
Cote defalcate din impozitul pe venit	040201	90,055,000	28,489,570	20,746,989		20,746,989	20,746,989		
Sume repartizate din Fondul la dispozitia Consiliului Judetean	040205	2,924,000	731,000	688,121		688,121	688,121		
A3. IMPOZITE SI TAXE PE PROPRIETATE (cod 07.02)	0009	20,362,000	8,125,000	31,110,993	10,880,146	20,230,847	16,017,197		15,093,796
Impozite si taxe pe proprietate (cod 07.02.01 la 07.02.03+07.02.50)	0702	20,362,000	8,125,000	31,110,993	10,880,146	20,230,847	16,017,197		15,093,796
Impozit si taxa pe cladiri (cod 07.02.01.01+07.02.01.02)	070201	15,637,000	6,700,000	24,481,996	9,494,596	14,987,400	12,587,473		11,894,523
Impozit pe cladiri de la persoane fizice	07020101	5,241,000	2,700,000	6,260,656	1,080,823	5,179,833	3,712,023		2,548,633
Impozit si taxa pe cladiri de la persoane juridice	07020102	10,396,000	4,000,000	18,221,340	8,413,773	9,807,567	8,875,450		9,345,890
Impozit si taxa pe teren (cod 07.02.02.01 la 07.02.02.03)	070202	3,534,000	1,061,000	5,936,393	1,030,401	4,905,992	3,075,385		2,861,008
Impozit pe terenuri de la persoane fizice	07020201	1,336,000	401,000	3,027,209	365,041	2,662,168	1,356,926		1,670,283
Impozit si taxa pe teren de la persoane juridice	07020202	1,885,000	566,000	2,501,892	542,841	1,959,051	1,503,619		998,273
Impozitul pe terenul extravilan*)+Restante anii anteriori din	07020203	313,000	94,000	407,292	122,519	284,773	214,840		192,452


A	B	1	2	3=4+5	4	5	6	7	8=3-6-7
impozitul pe terenul agricol-									
Taxe judiciare de timbru si alte taxe de timbru	070203	1,191,000	364,000	692,604	355,149	337,455	354,339		338,265
A4. IMPOZITE SI TAXE PE BUNURI SI SERVICII (cod 11.02+12.02+15.02+16.02)	0010	41,047,000	10,271,000	18,444,061	3,528,183	14,915,878	11,821,287		6,622,774
Sume defalcate din TVA (cod 11.02.01+11.02.02+11.02.05+11.02.06+11.02.09)	1102	30,913,000	6,684,000	5,815,865		5,815,865	5,815,865		
Sume defalcate din taxa pe valoarea adaugata pentru finantarea cheltuielilor descentralizate la nivelul comunelor, oraselor, municipiilor, sectoarelor si Municipiului Bucuresti	110202	29,763,000	6,398,000	5,529,865		5,529,865	5,529,865		
Sume defalcate din taxa pe valoarea adaugata pentru drumuri	110205	7,000							
Sume defalcate din taxa pe valoare adaugata pentru finantarea invatamantului particular sau confesional acreditat	110209	1,143,000	286,000	286,000		286,000	286,000		
Alte impozite si taxe generale pe bunuri si servicii (cod 12.02.07)	1202	2,000	2,000	55,054	55,054	-1			55,054
Taxe hoteliere	120207	2,000	2,000	55,054	55,054	-1			55,054
Taxe pe servicii specifice (cod 15.02.01+15.02.50)	1502	3,000	3,000	1,359	660	699	1,065		294
Impozit pe spectacole	150201	3,000	3,000	1,359	660	699	1,065		294
Taxe pe utilizarea bunurilor, autorizarea utilizarii bunurilor sau pe desfasurarea de activitati (cod 16.02.02+16.02.03+16.02.50)	1602	10,129,000	3,582,000	12,571,783	3,472,468	9,099,315	6,004,357		6,567,426
Impozit pe mijloacele de transport (cod 16.02.02.01+16.02.02.02)	160202	7,224,000	2,710,000	10,808,737	3,460,829	7,347,908	4,268,205		6,540,532
Impozit pe mijloacele de transport detinute de persoane fizice	16020201	4,857,000	2,000,000	7,103,567	2,072,170	5,031,397	3,195,072		3,908,495
Impozit pe mijloacele de transport detinute de persoane juridice	16020202	2,367,000	710,000	3,705,170	1,388,659	2,316,511	1,073,133		2,632,037
Taxe si tarife pentru eliberarea de licente si autorizatii de functionare	160203	40,000	12,000	13,992		13,992	13,992		
Alte taxe pe utilizarea bunurilor, autorizarea utilizarii bunurilor sau pe desfasurarea de activitati	160250	2,865,000	860,000	1,749,054	11,639	1,737,415	1,722,160		26,894
A6. ALTE IMPOZITE SI TAXE FISCALE (cod 18.02)	0011	231,000	69,000	272,095	50,131	221,964	167,319		104,776
Alte impozite si taxe fiscale (cod 18.02.50)	1802	231,000	69,000	272,095	50,131	221,964	167,319		104,776
Alte impozite si taxe	180250	231,000	69,000	272,095	50,131	221,964	167,319		104,776
C. VENITURI NEFISCALE (cod 00.13+00.14)	0012	3,115,160	4,340,610	16,139,968	10,069,716	6,070,250	5,571,616		10,568,352
C1. VENITURI DIN PROPRIETATE (cod 30.02+31.02)	0013	7,051,550	2,115,000	4,544,988	500,191	4,044,797	3,225,959		1,319,029
Venituri din proprietate (cod 30.02.01+30.02.05+30.02.08+30.02.50)	3002	7,051,550	2,115,000	4,544,988	500,191	4,044,797	3,225,959		1,319,029

A	B	1	2	3=4+5	4	5	6	7	8=3-6-7
Venituri din concesiuni si inchirieri (cod 30.02.05.30)	300205	6,716,550	2,015,000	4,330,918	500,194	3,830,727	3,011,889		1,319,029
Alte venituri din concesiuni si inchirieri de catre institutiile publice	30020530	6,716,550	2,015,000	4,330,918	500,194	3,830,727	3,011,889		1,319,029
Venituri din dividende (cod 30.02.08.02+30.02.08.03)	300208	335,000	100,000	214,070		214,070	214,070		
Venituri din dividende de la alti platitori	30020802	335,000	100,000	214,070		214,070	214,070		
C2. VANZARI DE BUNURI SI SERVICII (cod 33.02+34.02+35.02+36.02+37.02)	0014	-3,936,390	2,225,610	11,594,980	9,569,527	2,025,453	2,345,657		9,249,323
Venituri din prestari de servicii si alte activitati (cod 33.02.08+33.02.10+33.02.12+33.02.24+33.02.27+33.02.28+33.02.33+33.02.50)	3302	1,102,000	331,000	446,503	122,267	324,236	335,807		110,696
Contributia parintilor sau sustinatorilor legali pentru intretinerea copiilor in crese	330210	132,000	40,000	59,897		59,897	59,897		
Contributia persoanelor beneficiare ale cantinelor de ajutor social	330212	22,000	7,000	6,749		6,749	6,749		
Venituri din recuperarea cheltuielilor de judecata, imputatii si despagubiri	330228	4,000	1,000	111,538	122,267	-10,729	842		110,696
Alte venituri din prestari de servicii si alte activitati	330250	944,000	283,000	268,319		268,319	268,319		
Venituri din taxe administrative, eliberari permise (cod 34.02.02+34.02.50)	3402	70,000	21,000	21,000		21,000	21,000		
Taxe extrajudiciare de timbru	340202	2,000	1,000	318		318	318		
Alte venituri din taxe administrative, eliberari permise	340250	68,000	20,000	20,682		20,682	20,682		
Amenzi, penalitati si confiscari (cod 35.02.01 la 35.02.03+35.02.50)	3502	2,870,000	861,000	7,526,612	6,639,219	887,393	938,086		6,588,526
Venituri din amenzi si alte sanctiuni aplicate potrivit dispozitiilor legale (cod 35.02.01.02)	350201	2,870,000	861,000	7,526,612	6,639,219	887,393	938,086		6,588,526
Venituri din amenzi si alte sanctiuni aplicate de catre alte institutii de specialitate	35020102	2,870,000	861,000	7,526,612	6,639,219	887,393	938,086		6,588,526
Diverse venituri (cod 36.02.01+36.02.05+36.02.06+36.02.11+36.02.14+36.02.32+36.02.50)	3602	2,283,000	685,000	3,326,050	2,808,041	518,009	775,949		2,550,101
Taxe speciale	360206	2,250,000	675,000	3,326,050	2,808,041	518,009	775,949		2,550,101
Alte venituri	360250	33,000	10,000						
Transferuri voluntare, altele decat subventiile (cod 37.02.01+37.02.03+37.02.50)	3702	-10,261,390	327,610	274,815		274,815	274,815		
Donatii si sponsorizari	370201	327,610	327,610	274,815		274,815	274,815		
Varsaminte din sectiunea de functionare pentru finantarea sectiunii de dezvoltare a bugetului local (cu semnul minus)	370203	-10,589,000							

A	B	1	2	3=4+5	4	5	6	7	8=3-6-7
IV. SUBVENTII (cod 00.18)	0017	4,655,790	1,551,790	1,260,752	205,897	1,054,855	1,205,097		55,655
SUBVENTII DE LA ALTE NIVELE ALE ADMINISTRATIEI PUBLICE (cod 42.02+43.02)	0018	4,655,790	1,551,790	1,260,752	205,897	1,054,855	1,205,097		55,655
Subventii de la bugetul de stat (cod 42.02.21+42.02.28+42.02.32 la 42.02.36+ 42.02.41+ 42.02.42+42.02.44+42.02.45+ 42.02.51+ 42.02.54+42.02.66)	4202	4,655,790	1,551,790	1,260,752	205,897	1,054,855	1,205,097		55,655
Subventii pentru acordarea ajutorului pentru incalzirea locuintei cu lemne, carbuni, combustibili petrolieri	420234	20,790	20,790	24,924		24,924	24,924		
Subventii din bugetul de stat pentru finantarea sanatatii	420241	4,635,000	1,531,000	1,207,256	205,897	1,001,359	1,151,601		55,655
Sume alocate pentru stimulentele de risc	420282			28,572		28,572	28,572		
VENITURILE SECTIUNII DE DEZVOLTARE (00.02+00.15+0016+00.17+45.02+48.02+4602) - TOTAL	000102	81,375,350	8,667,500	10,717,378	6,522,747	4,194,631	3,078,303		7,639,075
VENITURI PROPRII (cod 00.02-11.02-37.02+00.15)	4990			2,891	118	2,773	2,802		89
I. VENITURI CURENTE (cod 00.03+00.12)	0002	10,589,000							
C. VENITURI NEFISCALE (cod 00.14)	0012	10,589,000							
C2. VANZARI DE BUNURI SI SERVICII (cod 36.02+37.02)	0014	10,589,000							
Transferuri voluntare, altele decat subventiile (cod 37.02.04+37.02.05)	3702	10,589,000							
Varsaminte din sectiunea de functionare	370204	10,589,000							
II. VENITURI DIN CAPITAL (cod 39.02)	0015			2,891	118	2,773	2,802		89
Venituri din valorificarea unor bunuri (cod 39.02.01+39.02.03+39.02.04+39.02.07+39.02.10)	3902			2,891	118	2,773	2,802		89
Venituri din valorificarea unor bunuri ale institutiilor publice	390201			2,152	40	2,112	2,112		40
Venituri din vanzarea locuintelor construite din fondurile statului	390203			81	78	3	32		49
Venituri din vanzarea unor bunuri apartinand domeniului privat al statului sau al unitatilor administrativ-teritoriale	390207			658		658	658		
III. OPERATIUNI FINANCIARE (cod 40.02+41.02)	0016			100,000		100,000	100,000		
Incasari din rambursarea imprumuturilor acordate (cod 40.02.13+40.02.14+40.02.16)	4002			100,000		100,000	100,000		
Sume din excedentul bugetului local utilizate pentru finantarea cheltuielilor sectiunii de dezvoltare	400214			100,000		100,000	100,000		
IV. SUBVENTII (cod 00.18)	0017	9,500,000	500,000	1,134,396	866,061	268,335	120,296		1,014,100
SUBVENTII DE LA ALTE NIVELE ALE ADMINISTRATIEI PUBLICE (cod 42.02+43.02)	0018	9,500,000	500,000	1,134,396	866,061	268,335	120,296		1,014,100
Subventii de la bugetul de stat (cod 42.02.01+42.02.05+42.02.10+42.02.12 la 42.02.18+42.02.20+ 42.02.29+	4202	9,500,000	500,000	1,134,396	866,061	268,335	120,296		1,014,100

A	B	1	2	3=4+5	4	5	6	7	8=3-6-7
42.02.40+42.02.51+42.02.52+42.02.55+ 42.02.62+ 42.02.65+ 42.02.67+42.02.69)									
Subventii de la bugetul de stat catre bugetele locale necesare sustinerii derularii proiectelor finantate din fonduri externe nerambursabile (FEN) postaderare, aferente perioadei de programare 2014 - 2020	420269	9,500,000	500,000	1,134,396	866,061	268,335	120,296		1,014,100
Sume primite de la UE/alti donatori in contul platilor efectuate si prefinantari aferente cadrului financiar 2014-2020 (cod 48.02.01 la 48.02.05+48.02.11+48.02.12+48.02.15+48.02.19)	4802	61,286,350	8,167,500	9,480,091	5,656,568	3,823,523	2,855,205		6,624,886
Fondul European de Dezvoltare Regionala (FEDR) (cod 48.02.01.01 la 48.02.01.03)	480201	61,186,350	8,117,500	9,738,265	5,563,847	4,174,418	3,165,076		6,573,189
Sume primite in contul platilor efectuate in anul curent	48020101	31,686,350	3,732,920	6,942,939	5,135,302	1,807,637	687,122		6,255,817
Sume primite in contul platilor efectuate in anii anteriori	48020102	1,500,000	100,000	505,738	428,545	77,193	188,366		317,372
Prefinantare	48020103	28,000,000	4,284,580	2,289,588		2,289,588	2,289,588		
Fondul Social European (FSE) (cod 48.02.02.01 la 48.02.02.03)	480202	100,000	50,000	-258,174	92,721	-350,895	-309,871		51,697
Sume primite in contul platilor efectuate in anul curent	48020201	50,000	50,000	-314,268	92,721	-406,989	-365,965		51,697
Sume primite in contul platilor efectuate in anii anteriori	48020202	50,000							
Prefinantare	48020203			56,094		56,094	56,094		

Conducatorul institutiei



Conducatorul compartimentului
financiar-contabil

CONTUL DE EXECUTIE A BUGETULUI LOCAL- CHELTUIELI

la data de 31.03.2022

Cod 21

-lei-

Denumirea indicatorilor *)	Cod indicator	Credite de angajament		Credite bugetare		Angajamente bugetare	Angajamente legale	Plati efectuate	Angajamente legale de platit	Cheltuieli efective
		Aprobate la finele perioadei de raportare	Trimestriale cumulate	Aprobate la finele perioadei de raportare	Trimestriale cumulate					
A	B	1	2	3	4	5	6	7	8=6-7	9
TOTAL CHELTUIELI (cod 50.02+59.02+63.02+70.02+74.02+79.02)	4902	112,082,550	39,374,700	274,873,890	93,072,670	92,832,628	92,832,628	40,563,268	52,269,360	62,238,035
Partea I-a SERVICII PUBLICE GENERALE (cod 51.02+54.02+55.02+56.02)	5002	2,807,500	491,000	38,478,900	11,325,600	11,136,209	11,136,209	8,233,537	2,902,672	8,723,002
Autoritati publice si actiuni externe (cod 51.02.01)	5102	1,786,500	474,000	30,610,900	9,485,000	9,445,609	9,445,609	7,050,999	2,394,610	7,553,610
Autoritati executive si legislative (cod 51.02.01.03)	510201	1,786,500	474,000	30,610,900	9,485,000	9,445,609	9,445,609	7,050,999	2,394,610	7,553,610
Autoritati executive	51020103	1,786,500	474,000	30,610,900	9,485,000	9,445,609	9,445,609	7,050,999	2,394,610	7,553,610
Alte servicii publice generale (cod 54.02.05 la 54.02.07+54.02.10+54.02.50)	5402	1,021,000	17,000	4,968,000	1,230,600	1,080,600	1,080,600	593,435	487,165	579,982
Fond de rezerva bugetara la dispozitia autoritatilor locale	540205			570,000	150,000					
Servicii publice comunitare de evidenta a persoanelor	540210			1,684,000	447,600	447,600	447,600	412,361	35,239	414,557
Alte servicii publice generale	540250	1,021,000	17,000	2,714,000	633,000	633,000	633,000	181,074	451,926	165,425
Tranzactii privind datoria publica si imprumuturi	5502			2,900,000	610,000	610,000	610,000	589,103	20,897	589,410
Partea a II-a APARARE, ORDINE PUBLICA SI SIGURANTA NATIONALA (60.02+61.02)	5902	55,000		6,405,000	1,824,960	1,813,673	1,813,673	1,409,101	404,572	1,463,224
Ordine publica si siguranta nationala (cod 61.02.03 +61.02.05+61.02.50)	6102	55,000		6,405,000	1,824,960	1,813,673	1,813,673	1,409,101	404,572	1,463,224
Ordine publica (cod 61.02.03.04)	610203	55,000		6,205,000	1,772,960	1,761,673	1,761,673	1,408,155	353,518	1,461,653
Politie locala	61020304	55,000		6,205,000	1,772,960	1,761,673	1,761,673	1,408,155	353,518	1,461,653
Protectie civila si protectia contra incendiilor (protectie civila nonmilitara)	610205			200,000	52,000	52,000	52,000	946	51,054	1,571
Partea a III-a CHELTUIELI SOCIAL-CULTURALE(cod	6302	10,029,590	5,249,630	82,172,980	30,622,040	30,582,676	30,582,676	18,039,734	12,542,942	19,523,497

A	B	1	2	3	4	5	6	7	8=6-7	9
65.02+66.02+67.02+68.02)										
Invatamant (cod 65.02.03 la 65.02.05+65.02.07+65.02.11+65.02.12+65.02.50)	6502	7,309,750	4,267,790	28,900,750	12,885,740	12,846,376	12,846,376	5,655,912	7,190,464	5,956,299
Invatamant prescolar si primar (cod 65.02.03.01+65.02.03.02)	650203	379,510	127,500	3,083,510	1,275,700	1,268,400	1,268,400	773,795	494,605	882,943
Invatamant prescolar	65020301	379,510	127,500	3,083,510	1,275,700	1,268,400	1,268,400	773,795	494,605	882,943
Invatamant secundar (cod 65.02.04.01 la 65.02.04.03)	650204	734,180	180,500	15,624,180	6,539,900	6,510,474	6,510,474	4,012,524	2,497,950	4,489,667
Invatamant secundar inferior	65020401	54,000	54,000	5,329,000	2,492,800	2,492,800	2,492,800	1,632,288	860,512	1,672,080
Invatamant secundar superior	65020402	680,180	126,500	10,295,180	4,047,100	4,017,674	4,017,674	2,380,236	1,637,438	2,817,587
Servicii educationale complementare (cod 65.02.12.01)	650212			190,000	190,000	190,000	190,000	137,210	52,790	161,474
Scoala dupa scoala	65021201			190,000	190,000	190,000	190,000	137,210	52,790	161,474
Învatamânt anteprescolar	650213	24,310	13,100	2,852,310	810,450	807,812	807,812	513,409	294,403	331,014
Alte cheltuieli in domeniul invatamantului	650250	6,171,750	3,946,690	7,150,750	4,069,690	4,069,690	4,069,690	218,974	3,850,716	91,201
Sanatate (cod 66.02.06+66.02.08+66.02.50)	6602			4,848,000	1,585,000	1,585,000	1,585,000	1,182,747	402,253	1,038,392
Servicii de sanatate publica	660208			3,133,000	913,000	913,000	913,000	614,649	298,351	619,163
Alte cheltuieli in domeniul sanatatii (cod 66.02.50.50)	660250			1,715,000	672,000	672,000	672,000	568,098	103,902	419,229
Alte institutii si actiuni sanitare	66025050			1,715,000	672,000	672,000	672,000	568,098	103,902	419,229
Cultura, recreere si religie (cod 67.02.03+67.02.05+67.02.06+67.02.50)	6702	2,134,000	675,000	21,597,600	8,651,530	8,651,530	8,651,530	4,701,239	3,950,291	5,034,577
Servicii culturale (cod 67.02.03.02 la 67.02.03.08+67.02.03.12+67.02.03.30)	670203	28,000	28,000	4,538,600	1,413,200	1,413,200	1,413,200	929,303	483,897	953,817
Case de cultura	67020306	28,000	28,000	3,428,000	954,200	954,200	954,200	850,000	104,200	850,000
Alte servicii culturale	67020330			1,110,600	459,000	459,000	459,000	79,303	379,697	103,817
Servicii recreative si sportive (cod 67.02.05.01 la 67.02.05.03)	670205	994,000	600,000	15,497,000	7,191,330	7,191,330	7,191,330	3,771,936	3,419,394	4,080,760
Sport	67020501	494,000	100,000	7,497,000	2,691,330	2,691,330	2,691,330	2,424,278	267,052	2,467,592
Intretinere gradini publice, parcuri, zone verzi, baze sportive si de agrement	67020503	500,000	500,000	8,000,000	4,500,000	4,500,000	4,500,000	1,347,658	3,152,342	1,613,168
Alte servicii in domeniile culturii, recreerii si religiei	670250	1,112,000	47,000	1,562,000	47,000	47,000	47,000		47,000	
Asigurari si asistenta sociala (cod 68.02.04 la 68.02.06+68.02.10+68.02.11+68.02.12+68.02.15+68.02.50)	6802	585,840	306,840	26,826,630	7,499,770	7,499,770	7,499,770	6,499,836	999,934	7,494,229
Asistenta sociala in caz de boli si invaliditati (cod 68.02.05.02)	680205			15,810,000	4,298,000	4,298,000	4,298,000	3,935,623	362,377	4,817,585
Asistenta sociala in caz de invaliditate	68020502			15,810,000	4,298,000	4,298,000	4,298,000	3,935,623	362,377	4,817,585
Ajutoare pentru locuinte	680210			20,790	20,790	20,790	20,790	20,784	6	20,784
Alte cheltuieli în domeniul asigurarilor si asistentei sociale (cod 680250)	680250	585,840	306,840	10,995,840	3,180,980	3,180,980	3,180,980	2,543,429	637,551	2,655,860


A	B	1	2	3	4	5	6	7	8=6-7	9
68.02.50.50)										
Alte cheltuieli în domeniul asistentei sociale	68025050	585,840	306,840	10,995,840	3,180,980	3,180,980	3,180,980	2,543,429	637,551	2,655,860
Partea a IV-a SERVICII SI DEZVOLTARE PUBLICA, LOCUINTE, MEDIU SI APE (cod 70.02+74.02)	6902	34,858,690	15,278,240	58,315,240	23,294,240	23,294,240	23,294,240	7,649,934	15,644,306	6,458,386
Locuinte, servicii si dezvoltare publica (cod 70.02.03+70.02.05+70.02.07+70.02.50)	7002	34,796,690	15,216,240	48,153,240	18,432,240	18,432,240	18,432,240	3,828,064	14,604,176	2,369,530
Locuinte (cod 70.02.03.01+70.02.03.30)	700203	4,034,570	2,883,840	4,034,570	2,883,840	2,883,840	2,883,840	808,378	2,075,462	
Alte cheltuieli in domeniul locuintelor	70020330	4,034,570	2,883,840	4,034,570	2,883,840	2,883,840	2,883,840	808,378	2,075,462	
Iluminat public si electrificari rurale	700206	17,256,620	9,206,400	19,756,620	10,056,400	10,056,400	10,056,400	560,429	9,495,971	790,183
Alte servicii in domeniul locuintelor, serviciilor si dezvoltarii comunale	700250	13,505,500	3,126,000	24,362,050	5,492,000	5,492,000	5,492,000	2,459,257	3,032,743	1,579,347
Protectia mediului (cod 74.02.03+74.02.05+74.02.06+74.02.50)	7402	62,000	62,000	10,162,000	4,862,000	4,862,000	4,862,000	3,821,870	1,040,130	4,088,856
Salubritate si gestiunea deseurilor (cod 74.02.05.01+74.02.05.02)	740205	62,000	62,000	10,162,000	4,862,000	4,862,000	4,862,000	3,821,870	1,040,130	4,088,856
Salubritate	74020501	62,000	62,000	10,162,000	4,862,000	4,862,000	4,862,000	3,821,870	1,040,130	4,088,856
Partea a V-a ACTIUNI ECONOMICE (80.02+81.02+83.02+84.02+87.02)	7902	64,331,770	18,355,830	89,501,770	26,005,830	26,005,830	26,005,830	5,230,962	20,774,868	26,069,926
Agricultura, silvicultura, piscicultura si vanatoare (cod 83.02.03)	8302			800,000	250,000	250,000	250,000	143,737	106,263	111,632
Alte cheltuieli în domeniul agriculturii, silviculturii, pisciculturii si vanatoriei	830250			800,000	250,000	250,000	250,000	143,737	106,263	111,632
Transporturi (cod 84.02.03+84.02.04+84.02.06+84.02.50)	8402	64,331,770	18,355,830	88,701,770	25,755,830	25,755,830	25,755,830	5,087,225	20,668,605	25,958,294
Transport rutier (cod 84.02.03.01 la 84.02.03.03)	840203	64,093,770	18,355,830	88,463,770	25,755,830	25,755,830	25,755,830	5,087,225	20,668,605	25,958,294
Transport in comun	84020302	152,000	152,000	17,552,000	4,652,000	4,652,000	4,652,000	3,337,283	1,314,717	4,880,982
Strazi	84020303	63,941,770	18,203,830	70,911,770	21,103,830	21,103,830	21,103,830	1,749,942	19,353,888	21,077,312
Alte cheltuieli in domeniul transporturilor	840250	238,000		238,000						
CHELTUIELILE SECTIUNII DE FUNCTIONARE (cod 50.02+59.02+63.02+70.02+74.02+79.02)	4902			162,791,340	53,697,970	53,457,928	53,457,928	38,261,260	15,196,668	39,095,787
Partea I-a SERVICII PUBLICE GENERALE (cod 51.02+54.02+55.02+56.02)	5002			35,671,400	10,834,600	10,645,209	10,645,209	8,207,035	2,438,174	8,239,542
Autoritati publice si actiuni externe (cod 51.02.01)	5102			28,824,400	9,011,000	8,971,609	8,971,609	7,024,497	1,947,112	7,070,150
Autoritati executive si legislative (cod 51.02.01.03)	510201			28,824,400	9,011,000	8,971,609	8,971,609	7,024,497	1,947,112	7,070,150
Autoritati executive	51020103			28,824,400	9,011,000	8,971,609	8,971,609	7,024,497	1,947,112	7,070,150
Alte servicii publice generale (cod 54.02.05 la 54.02.07+54.02.10+54.02.50)	5402			3,947,000	1,213,600	1,063,600	1,063,600	593,435	470,165	579,982

A	B	1	2	3	4	5	6	7	8=6-7	9
Fond de rezerva bugetara la dispozitia autoritatilor locale	540205			570,000	150,000					
Servicii publice comunitare de evidenta a persoanelor	540210			1,684,000	447,600	447,600	447,600	412,361	35,239	414,557
Alte servicii publice generale	540250			1,693,000	616,000	616,000	616,000	181,074	434,926	165,425
Tranzactii privind datoria publica si imprumuturi	5502			2,900,000	610,000	610,000	610,000	589,103	20,897	589,410
Partea a II-a APARARE, ORDINE PUBLICA SI SIGURANTA NATIONALA (60.02+61.02)	5902			6,350,000	1,824,960	1,813,673	1,813,673	1,409,101	404,572	1,461,826
Ordine publica si siguranta nationala (cod 61.02.03+61.02.05+61.02.50)	6102			6,350,000	1,824,960	1,813,673	1,813,673	1,409,101	404,572	1,461,826
Ordine publica (cod 61.02.03.04)	610203			6,150,000	1,772,960	1,761,673	1,761,673	1,408,155	353,518	1,460,255
Politie locala	61020304			6,150,000	1,772,960	1,761,673	1,761,673	1,408,155	353,518	1,460,255
Protectie civila si protectia contra incendiilor (protectie civila nonmilitara)	610205			200,000	52,000	52,000	52,000	946	51,054	1,571
Partea a III-a CHELTUIELI SOCIAL-CULTURALE(cod 65.02+66.02+67.02+68.02)	6302			72,143,390	25,372,410	25,333,046	25,333,046	17,787,129	7,545,917	19,290,855
Invatamant (cod 65.02.03 la 65.02.05+65.02.07+65.02.11+65.02.12+65.02.50)	6502			21,591,000	8,617,950	8,578,586	8,578,586	5,430,272	3,148,314	5,827,860
Invatamant prescolar si primar (cod 65.02.03.01+65.02.03.02)	650203			2,704,000	1,148,200	1,140,900	1,140,900	773,795	367,105	863,669
Invatamant prescolar	65020301			2,704,000	1,148,200	1,140,900	1,140,900	773,795	367,105	863,669
Invatamant secundar (cod 65.02.04.01 la 65.02.04.03)	650204			14,890,000	6,359,400	6,329,974	6,329,974	4,012,524	2,317,450	4,468,855
Invatamant secundar inferior	65020401			5,275,000	2,438,800	2,438,800	2,438,800	1,632,288	806,512	1,668,078
Invatamant secundar superior	65020402			9,615,000	3,920,600	3,891,174	3,891,174	2,380,236	1,510,938	2,800,777
Servicii educationale complementare (cod 65.02.12.01)	650212			190,000	190,000	190,000	190,000	137,210	52,790	161,474
Scoala dupa scoala	65021201			190,000	190,000	190,000	190,000	137,210	52,790	161,474
Învatamânt anteprescolar	650213			2,828,000	797,350	794,712	794,712	501,804	292,908	328,923
Alte cheltuieli in domeniul invatamantului	650250			979,000	123,000	123,000	123,000	4,939	118,061	4,939
Sanatate (cod 66.02.06+66.02.08+66.02.50)	6602			4,848,000	1,585,000	1,585,000	1,585,000	1,182,747	402,253	1,037,330
Servicii de sanatate publica	660208			3,133,000	913,000	913,000	913,000	614,649	298,351	618,101
Alte cheltuieli in domeniul sanatatii (cod 66.02.50.50)	660250			1,715,000	672,000	672,000	672,000	568,098	103,902	419,229
Alte institutii si actiuni sanitare	66025050			1,715,000	672,000	672,000	672,000	568,098	103,902	419,229
Cultura, recreere si religie (cod 67.02.03+67.02.05+67.02.06+67.02.50)	6702			19,463,600	7,976,530	7,976,530	7,976,530	4,701,239	3,275,291	5,034,577
Servicii culturale (cod 67.02.03.02 la 67.02.03.08+67.02.03.12+67.02.03.30)	670203			4,510,600	1,385,200	1,385,200	1,385,200	929,303	455,897	953,817
Case de cultura	67020306			3,400,000	926,200	926,200	926,200	850,000	76,200	850,000

A	B	1	2	3	4	5	6	7	8=6-7	9
Alte servicii culturale	67020330			1,110,600	459,000	459,000	459,000	79,303	379,697	103,817
Servicii recreative si sportive (cod 67.02.05.01 la 67.02.05.03)	670205			14,503,000	6,591,330	6,591,330	6,591,330	3,771,936	2,819,394	4,080,760
Sport	67020501			7,003,000	2,591,330	2,591,330	2,591,330	2,424,278	167,052	2,467,592
Intretinere gradini publice, parcuri, zone verzi, baze sportive si de agrement	67020503			7,500,000	4,000,000	4,000,000	4,000,000	1,347,658	2,652,342	1,613,168
Alte servicii in domeniile culturii, recreerii si religiei	670250			450,000						
Asigurari si asistenta sociala (cod 68.02.04 la 68.02.06 +68.02.10+68.02.11+68.02.12+68.02.15+68.02.50)	6802			26,240,790	7,192,930	7,192,930	7,192,930	6,472,871	720,059	7,391,088
Asistenta sociala in caz de boli si invaliditati (cod 68.02.05.02)	680205			15,810,000	4,298,000	4,298,000	4,298,000	3,935,623	362,377	4,817,585
Asistenta sociala in caz de invaliditate	68020502			15,810,000	4,298,000	4,298,000	4,298,000	3,935,623	362,377	4,817,585
Ajutoare pentru locuinte	680210			20,790	20,790	20,790	20,790	20,784	6	20,784
Alte cheltuieli in domeniul asigurarilor si asistentei sociale (cod 68.02.50.50)	680250			10,410,000	2,874,140	2,874,140	2,874,140	2,516,464	357,676	2,552,719
Alte cheltuieli in domeniul asistentei sociale	68025050			10,410,000	2,874,140	2,874,140	2,874,140	2,516,464	357,676	2,552,719
Partea a IV-a SERVICII SI DEZVOLTARE PUBLICA, LOCUINTE, MEDIU SI APE (cod 70.02+74.02)	6902			23,456,550	8,016,000	8,016,000	8,016,000	6,746,572	1,269,428	5,642,338
Locuinte, servicii si dezvoltare publica (cod 70.02.03+70.02.05 la 70.02.07+70.02.50)	7002			13,356,550	3,216,000	3,216,000	3,216,000	2,924,702	291,298	1,553,482
Iluminat public si electrificari rurale	700206			2,500,000	850,000	850,000	850,000	560,429	289,571	790,183
Alte servicii in domeniul locuintelor, serviciilor si dezvoltarii comunale	700250			10,856,550	2,366,000	2,366,000	2,366,000	2,364,273	1,727	763,299
Protectia mediului (cod 74.02.03+74.02.05+74.02.06+74.02.50)	7402			10,100,000	4,800,000	4,800,000	4,800,000	3,821,870	978,130	4,088,856
Salubritate si gestiunea deseurilor (cod 74.02.05.01+74.02.05.02)	740205			10,100,000	4,800,000	4,800,000	4,800,000	3,821,870	978,130	4,088,856
Salubritate	74020501			10,100,000	4,800,000	4,800,000	4,800,000	3,821,870	978,130	4,088,856
Partea a V-a ACTIUNI ECONOMICE (80.02+81.02+83.02+84.02+87.02)	7902			25,170,000	7,650,000	7,650,000	7,650,000	4,111,423	3,538,577	4,461,226
Agricultura, silvicultura, piscicultura si vanatoare (cod 83.02.03)	8302			800,000	250,000	250,000	250,000	143,737	106,263	111,632
Alte cheltuieli in domeniul agriculturii, silviculturii, pisciculturii si vanatorii	830250			800,000	250,000	250,000	250,000	143,737	106,263	111,632
Transporturi (cod 84.02.03+84.02.04+84.02.06+84.02.50)	8402			24,370,000	7,400,000	7,400,000	7,400,000	3,967,686	3,432,314	4,349,594
Transport rutier (cod 84.02.03.01 la cod 84.02.03.03)	840203			24,370,000	7,400,000	7,400,000	7,400,000	3,967,686	3,432,314	4,349,594
Transport in comun	84020302			17,400,000	4,500,000	4,500,000	4,500,000	3,311,975	1,188,025	3,671,740
Strazi	84020303			6,970,000	2,900,000	2,900,000	2,900,000	655,711	2,244,289	677,854

A	B	1	2	3	4	5	6	7	8=6-7	9
CHELTUIELILE SECTIUNII DE DEZVOLTARE (cod 50.02+59.02+63.02+70.02+74.02+79.02)	4902	112,082,550	39,374,700	112,082,550	39,374,700	39,374,700	39,374,700	2,302,008	37,072,692	23,142,248
Partea I-a SERVICII PUBLICE GENERALE (cod 51.02+54.02)	5002	2,807,500	491,000	2,807,500	491,000	491,000	491,000	26,502	464,498	483,460
Autoritati publice si actiuni externe (cod 51.02.01)	5102	1,786,500	474,000	1,786,500	474,000	474,000	474,000	26,502	447,498	483,460
Autoritati executive si legislative (cod 51.02.01.03)	510201	1,786,500	474,000	1,786,500	474,000	474,000	474,000	26,502	447,498	483,460
Autoritati executive	51020103	1,786,500	474,000	1,786,500	474,000	474,000	474,000	26,502	447,498	483,460
Alte servicii publice generale (cod 54.02.05 la 54.02.07+54.02.10+54.02.50)	5402	1,021,000	17,000	1,021,000	17,000	17,000	17,000		17,000	
Alte servicii publice generale	540250	1,021,000	17,000	1,021,000	17,000	17,000	17,000		17,000	
Partea a II-a APARARE, ORDINE PUBLICA SI SIGURANTA NATIONALA (60.02+61.02)	5902	55,000		55,000						1,398
Ordine publica si siguranta nationala (cod 61.02.03+61.02.05+61.02.50)	6102	55,000		55,000						1,398
Ordine publica (cod 61.02.03.04)	610203	55,000		55,000						1,398
Politie locala	61020304	55,000		55,000						1,398
Partea a III-a CHELTUIELI SOCIAL-CULTURALE (cod 65.02+66.02+67.02+68.02)	6302	10,029,590	5,249,630	10,029,590	5,249,630	5,249,630	5,249,630	252,605	4,997,025	232,642
Invatamant (cod 65.02.03 la 65.02.05+65.02.07+65.02.11+65.02.50)	6502	7,309,750	4,267,790	7,309,750	4,267,790	4,267,790	4,267,790	225,640	4,042,150	128,439
Invatamant prescolar si primar (cod 65.02.03.01+65.02.03.02)	650203	379,510	127,500	379,510	127,500	127,500	127,500		127,500	19,274
Invatamant prescolar	65020301	379,510	127,500	379,510	127,500	127,500	127,500		127,500	19,274
Invatamant secundar (cod 65.02.04.01 la 65.02.04.03)	650204	734,180	180,500	734,180	180,500	180,500	180,500		180,500	20,812
Invatamant secundar inferior	65020401	54,000	54,000	54,000	54,000	54,000	54,000		54,000	4,002
Invatamant secundar superior	65020402	680,180	126,500	680,180	126,500	126,500	126,500		126,500	16,810
Invatamant anteprescolar	650213	24,310	13,100	24,310	13,100	13,100	13,100	11,605	1,495	2,091
Alte cheltuieli in domeniul invatamantului	650250	6,171,750	3,946,690	6,171,750	3,946,690	3,946,690	3,946,690	214,035	3,732,655	86,262
Sanatate (cod 66.02.06+66.02.08+66.02.50)	6602									1,062
Servicii de sanatate publica	660208									1,062
Cultura, recreere si religie (cod 67.02.03+67.02.05+67.02.06+67.02.50)	6702	2,134,000	675,000	2,134,000	675,000	675,000	675,000		675,000	
Servicii culturale (cod 67.02.03.02 la 67.02.03.08+67.02.03.12+67.02.03.30)	670203	28,000	28,000	28,000	28,000	28,000	28,000		28,000	
Case de cultura	67020306	28,000	28,000	28,000	28,000	28,000	28,000		28,000	
Servicii recreative si sportive (cod 67.02.05.01 la 67.02.05.03)	670205	994,000	600,000	994,000	600,000	600,000	600,000		600,000	

A	B	1	2	3	4	5	6	7	8=6-7	9
Sport	67020501	494,000	100,000	494,000	100,000	100,000	100,000		100,000	
Intretinere gradini publice, parcuri, zone verzi, baze sportive si de agrement	67020503	500,000	500,000	500,000	500,000	500,000	500,000		500,000	
Alte servicii in domeniile culturii, recreerii si religiei	670250	1,112,000	47,000	1,112,000	47,000	47,000	47,000		47,000	
Asigurari si asistenta sociala (cod 68.02.04 la 68.02.06+68.02.10+68.02.11+68.02.12+68.02.15+68.02.50)	6802	585,840	306,840	585,840	306,840	306,840	306,840	26,965	279,875	103,141
Alte cheltuieli in domeniul asigurarilor si asistentei sociale (cod 68.02.50.50)	680250	585,840	306,840	585,840	306,840	306,840	306,840	26,965	279,875	103,141
Alte cheltuieli in domeniul asistentei sociale	68025050	585,840	306,840	585,840	306,840	306,840	306,840	26,965	279,875	103,141
Partea a IV-a SERVICII SI DEZVOLTARE PUBLICA, LOCUINTE, MEDIU SI APE (cod 70.02+74.02)	6902	34,858,690	15,278,240	34,858,690	15,278,240	15,278,240	15,278,240	903,362	14,374,878	816,048
Locuinte, servicii si dezvoltare publica (cod 70.02.03+70.02.05 la 70.02.07+70.02.50)	7002	34,796,690	15,216,240	34,796,690	15,216,240	15,216,240	15,216,240	903,362	14,312,878	816,048
Locuinte (cod 70.02.03.01+70.02.03.30)	700203	4,034,570	2,883,840	4,034,570	2,883,840	2,883,840	2,883,840	808,378	2,075,462	
Alte cheltuieli in domeniul locuintelor	70020330	4,034,570	2,883,840	4,034,570	2,883,840	2,883,840	2,883,840	808,378	2,075,462	
Iluminat public si electrificari rurale	700206	17,256,620	9,206,400	17,256,620	9,206,400	9,206,400	9,206,400		9,206,400	
Alte servicii in domeniul locuintelor, serviciilor si dezvoltarii comunale	700250	13,505,500	3,126,000	13,505,500	3,126,000	3,126,000	3,126,000	94,984	3,031,016	816,048
Protectia mediului (cod 74.02.03+74.02.05+74.02.06+74.02.50)	7402	62,000	62,000	62,000	62,000	62,000	62,000		62,000	
Salubritate si gestiunea deseurilor (cod 74.02.05.01+74.02.05.02)	740205	62,000	62,000	62,000	62,000	62,000	62,000		62,000	
Salubritate	74020501	62,000	62,000	62,000	62,000	62,000	62,000		62,000	
Partea a V-a ACTIUNI ECONOMICE (80.02+81.02+83.02+84.02+87.02)	7902	64,331,770	18,355,830	64,331,770	18,355,830	18,355,830	18,355,830	1,119,539	17,236,291	21,608,700
Transporturi (cod 84.02.03+84.02.06+84.02.50)	8402	64,331,770	18,355,830	64,331,770	18,355,830	18,355,830	18,355,830	1,119,539	17,236,291	21,608,700
Transport rutier (cod 84.02.03.01 la 84.02.03.03)	840203	64,093,770	18,355,830	64,093,770	18,355,830	18,355,830	18,355,830	1,119,539	17,236,291	21,608,700
Transport in comun	84020302	152,000	152,000	152,000	152,000	152,000	152,000	25,308	126,692	1,209,242
Strazi	84020303	63,941,770	18,203,830	63,941,770	18,203,830	18,203,830	18,203,830	1,094,231	17,109,599	20,399,458
Alte cheltuieli in domeniul transporturilor	840250	238,000		238,000						



Director Economic

CONTUL DE EXECUTIE AL INSTITUTIILOR PUBLICE - CHELTUIELI

la data de 31.03.2022

Cod 21 Capitol 5002

Subcapitol

-lei-


DENUMIREA INDICATORILOR*)	Cod indicator	Credite de angajament		Credite bugetare		Angajamente bugetare	Angajamente legale	Plati efectuate	Angajamente legale de platit*	Cheltuieli efective
		Aprobate la finele perioadei de raportare	Trimestriale cumulate	Aprobate la finele perioadei de raportare	Trimestriale cumulate					
A	B	1	2	3	4	5	6	7	8=6-7	9
TOTAL CHELTUIELI(SECTIUNEA DE FUNCTIONARE+SECTIUNEA DE DEZVOLTARE)		112,082,550	39,374,700	274,873,890	93,072,670	92,832,628	92,832,628	40,563,268	52,269,360	62,238,035
SECTIUNEA DE FUNCTIONARE (cod 01+79+85)				162,791,340	53,697,970	53,457,928	53,457,928	38,261,260	15,196,668	39,095,787
CHELTUIELI CURENTE (10+20+30+40+50+51SF+55SF+57+59)	01			154,976,340	52,092,970	51,942,970	51,942,970	36,747,417	15,195,553	39,095,787
TITLUL I CHELTUIELI DE PERSONAL (cod 10.01 la 10.03)	10			53,292,000	15,342,830	15,342,830	15,342,830	12,904,550	2,438,280	12,915,253
Cheltuieli salariale in bani (cod 10.01.01+10.01.03 la 10.01.08 +10.01.10 la 10.01.16 +10.01.30)	1001			50,773,910	14,630,290	14,630,290	14,630,290	12,408,065	2,222,225	12,375,165
Salarii de baza	100101			46,901,330	13,445,580	13,445,580	13,445,580	11,467,999	1,977,581	11,354,445
Sporuri pentru conditii de munca	100105			315,000	87,000	87,000	87,000	71,620	15,380	73,455
Sporuri	100106			600,680	154,420	154,420	154,420	98,183	56,237	89,498
Fond aferent platii cu ora	100111			186,000	186,000	186,000	186,000	134,190	51,810	157,920
Indemnizatii platite unor persoane din afara unitatii	100112			485,200	117,550	117,550	117,550	102,680	14,870	103,470
Indemnizatii de delegare	100113			13,700	5,440	5,440	5,440	360	5,080	360
Indemnizatii de hrana	100117			2,200,000	595,300	595,300	595,300	530,729	64,571	552,979
Stimulentul de risc	100129									28,572
Alte drepturi salariale in bani	100130			72,000	39,000	39,000	39,000	2,304	36,696	14,466
Cheltuieli salariale in natura (cod 10.02.01 la 10.02.06+10.02.30)	1002			1,203,000	256,000	256,000	256,000	84,243	171,757	141,068
Norme de hrana	100202			250,000	85,000	85,000	85,000	51,756	33,244	108,207
Transportul la si de la locul de munca	100205			171,000	171,000	171,000	171,000	32,487	138,513	32,861
Tichete de vacanta	100206			782,000						

A	B	1	2	3	4	5	6	7	8=6-7	9
Contributii (cod 10.03.01 la 10.03.06)	1003			1,315,090	456,540	456,540	456,540	412,242	44,298	399,020
Contributii de asigurari sociale de stat	100301			106,000	106,000	106,000	106,000	105,692	308	105,692
Contributii de asigurari de somaj	100302			3,420	3,420	3,420	3,420	3,297	123	3,297
Contributii de asigurari sociale de sanatate	100303			35,740	35,740	35,740	35,740	34,785	955	34,785
Contributii de asigurari pentru accidente de munca si boli profesionale	100304			1,650	1,650	1,650	1,650	1,004	646	1,004
Contributii pentru concedii si indemnizatii	100306			6,030	6,030	6,030	6,030	5,846	184	5,846
Contributia asiguratorie pentru munca	100307			1,162,250	303,700	303,700	303,700	261,618	42,082	248,396
TITLUL II BUNURI SI SERVICII (cod 20.01 la 20.06+20.09 la 20.16+20.18 la 20.25+20.27+20.30)	20			48,893,550	21,662,370	21,662,370	21,662,370	12,039,133	9,623,237	13,156,477
Bunuri si servicii (cod 20.01.01 la 20.01.09+20.01.30)	2001			30,783,350	14,986,350	14,986,350	14,986,350	9,848,644	5,137,706	10,610,985
Furnituri de birou	200101			516,300	142,450	142,450	142,450	57,294	85,156	105,418
Materiale pentru curatenie	200102			376,830	161,500	161,500	161,500	57,139	104,361	100,201
Incalzit, iluminat si forta motrica	200103			6,892,250	3,990,600	3,990,600	3,990,600	3,050,325	940,275	3,164,534
Apa, canal si salubritate	200104			719,960	322,390	322,390	322,390	183,266	139,124	187,410
Carburanti si lubrifianti	200105			157,450	51,500	51,500	51,500	32,405	19,095	33,693
Piese de schimb	200106			49,000	19,000	19,000	19,000	5,182	13,818	5,182
Transport	200107			51,200	35,700	35,700	35,700		35,700	
Posta, telecomunicatii, radio, tv, internet	200108			591,740	190,410	190,410	190,410	104,869	85,541	134,638
Materiale si prestari de servicii cu caracter functional	200109			2,163,760	799,450	799,450	799,450	687,064	112,386	556,829
Alte bunuri si servicii pentru intretinere si functionare	200130			19,264,860	9,273,350	9,273,350	9,273,350	5,671,100	3,602,250	6,323,080
Reparatii curente	2002			8,271,750	3,428,000	3,428,000	3,428,000	691,659	2,736,341	713,801
Hrana (cod 20.03.01+20.03.02)	2003			802,000	217,000	217,000	217,000	207,681	9,319	215,886
Hrana pentru oameni	200301			802,000	217,000	217,000	217,000	207,681	9,319	215,886
Medicamente si materiale sanitare (cod 20.04.01 la 20.04.04)	2004			103,000	23,400	23,400	23,400	3,962	19,438	2,406
Medicamente	200401			29,200	3,000	3,000	3,000	93	2,907	
Materiale sanitare	200402			67,800	16,400	16,400	16,400	2,954	13,446	1,937
Dezinfectanti	200404			6,000	4,000	4,000	4,000	915	3,085	469
Bunuri de natura obiectelor de inventar (cod 20.05.01+20.05.03+20.05.30)	2005			623,820	257,250	257,250	257,250	48,128	209,122	92,833
Uniforme si echipament	200501			83,440	21,400	21,400	21,400	258	21,142	
Lenjerie si accesorii de pat	200503			2,000	1,000	1,000	1,000		1,000	
Alte obiecte de inventar	200530			538,380	234,850	234,850	234,850	47,870	186,980	92,833

A	B	1	2	3	4	5	6	7	8=6-7	9
Deplasari, detasari, transferari (cod 20.06.01+20.06.02)	2006			74,600	21,100	21,100	21,100	5,350	15,750	5,350
Deplasari interne, detasari, transferari	200601			64,600	16,100	16,100	16,100	5,350	10,750	5,350
Deplasari in strainatate	200602			10,000	5,000	5,000	5,000		5,000	
Carti, publicatii si materiale documentare	2011			78,250	20,850	20,850	20,850	2,934	17,916	2,934
Pregatire profesionala	2013			161,950	63,600	63,600	63,600	5,192	58,408	4,818
Protectia muncii	2014			53,870	15,970	15,970	15,970	3,605	12,365	3,614
Cheltuieli judiciare si extrajudiciare derivate din actiuni in reprezentarea intereselor statului, potrivit dispozitiilor legale	2025			305,000	201,250	201,250	201,250	28,479	172,771	21,509
Alte cheltuieli (cod 20.30.01 la 20.30.04+20.30.06+20.30.07+20.30.09+20.30.30)	2030			7,635,960	2,427,600	2,427,600	2,427,600	1,193,499	1,234,101	1,482,341
Reclama si publicitate	203001			58,500	25,000	25,000	25,000	9,362	15,638	8,636
Protocol si reprezentare	203002			21,500	15,000	15,000	15,000	8,425	6,575	8,634
Prime de asigurare non-viata	203003			20,000	5,000	5,000	5,000	3,618	1,382	3,618
Chirii	203004			102,000	25,500	25,500	25,500	25,500		25,500
Alte cheltuieli cu bunuri si servicii	203030			7,433,960	2,357,100	2,357,100	2,357,100	1,146,594	1,210,506	1,435,953
TITLUL III DOBANZI (cod 30.01 la 30.03)	30			2,900,000	610,000	610,000	610,000	589,103	20,897	589,410
Dobanzi aferente datoriei publice interne (cod 30.01.01+30.01.02)	3001			2,900,000	610,000	610,000	610,000	589,103	20,897	589,410
Dobanzi aferente creditelor interne garantate	300102			2,900,000	610,000	610,000	610,000	589,103	20,897	589,410
TITLUL IV SUBVENTII (cod 40.03+40.20+ 40.30)	40			17,436,000	4,516,000	4,516,000	4,516,000	3,316,647	1,199,353	3,676,412
Subventii pentru acoperirea diferentelor de pret si tarif	4003			17,400,000	4,500,000	4,500,000	4,500,000	3,311,975	1,188,025	3,671,740
Alte subventii	4030			36,000	16,000	16,000	16,000	4,672	11,328	4,672
TITLUL V FONDURI DE REZERVA (cod 50.04)	50			570,000	150,000					
Fond de rezerva bugetara la dispozitia autoritatilor locale	5004			570,000	150,000					
TITLUL VI TRANSFERURI INTRE UNITATI ALE ADMINISTRATIEI PUBLICE (cod 51.01) (cod 51.01)	51			9,400,000	3,065,230	3,065,230	3,065,230	2,671,030	394,200	2,671,030
Transferuri curente (cod 51.01.01+51.01.03+51.01.05+ 51.01.14+51.01.15+ 51.01.24 +51.01.26 +51.01.31+51.01.39+ 51.01.46+51.01.49+51.01.60+51.01.61+51.01.64)	5101			9,400,000	3,065,230	3,065,230	3,065,230	2,671,030	394,200	2,671,030
Transferuri catre institutii publice	510101			9,400,000	3,065,230	3,065,230	3,065,230	2,671,030	394,200	2,671,030
TITLUL VII ALTE TRANSFERURI (cod 55.01+ 55.02)	55			1,143,000	286,000	286,000	286,000	286,000		286,000
Transferuri interne (55.01.18+55.01.63+55.01.65)	5501			1,143,000	286,000	286,000	286,000	286,000		286,000
Finantarea invatamantului particular sau confesional acreditat	550163			1,143,000	286,000	286,000	286,000	286,000		286,000

A	B	1	2	3	4	5	6	7	8=6-7	9
TITLUL IX ASISTENTA SOCIALA (cod 57.02)	57			11,134,790	3,048,540	3,048,540	3,048,540	2,686,572	361,968	3,548,204
Ajutoare sociale (cod 57.02.01 la 57.02.05)	5702			11,134,790	3,048,540	3,048,540	3,048,540	2,686,572	361,968	3,548,204
Ajutoare sociale in numerar	570201			11,094,790	3,038,540	3,038,540	3,038,540	2,682,572	355,968	3,544,176
Ajutoare sociale in natura	570202									28
Tichete de cresa	570203			40,000	10,000	10,000	10,000	4,000	6,000	4,000
TITLUL XI ALTE CHELTUIEL (cod 59.01+59.02+59.08+59.11+59.12+59.15+59.17+59.20+59.22+59.25+59.30+59.35)	59			10,207,000	3,412,000	3,412,000	3,412,000	2,254,382	1,157,618	2,253,001
Burse	5901			8,000,000	2,700,000	2,700,000	2,700,000	1,764,014	935,986	1,764,014
Ajutoare pentru daune provocate de calamitatile naturale	5902			7,000	7,000	7,000	7,000		7,000	
Asociatii si fundatii	5911			2,185,000	700,000	700,000	700,000	487,493	212,507	486,112
Sume aferente persoanelor cu handicap neincadrate	5940			15,000	5,000	5,000	5,000	2,875	2,125	2,875
OPERATIUNI FINANCIARE (cod 80+81)	79			7,815,000	1,605,000	1,605,000	1,605,000	1,603,885	1,115	
TITLUL XVII RAMBURSARI DE CREDITE (cod 81.01+81.02)	81F			7,815,000	1,605,000	1,605,000	1,605,000	1,603,885	1,115	
Rambursari de credite interne (cod 81.02.01+81.02.02+81.02.05)	8102			7,815,000	1,605,000	1,605,000	1,605,000	1,603,885	1,115	
Rambursari de credite aferente datoriei publice interne locale	810205								1,115	
Rambursari de credite aferente datoriei publice interne locale	810205			7,815,000	1,605,000	1,605,000	1,605,000	1,603,885	1,115	
TITLUL XIX PLATI EFECTUATE IN ANII PRECEDENTI SI RECUPERATE IN ANUL CURENT(85.01)	85F					-90,042	-90,042	-90,042		
Plati efectuate in anii precedenti si recuperate in anul curent (cod 85.01.01)	8501F					-90,042	-90,042	-90,042		
Plati efectuate in anii precedenti si recuperate in anul curent in sectiunea de functionare a bugetului local	850101					-90,042	-90,042	-90,042		
SECTIUNEA DE DEZVOLTARE (cod 51+55+56+58+70+81+85)		112,082,550	39,374,700	112,082,550	39,374,700	39,374,700	39,374,700	2,302,008	37,072,692	23,142,248
TITLUL VI TRANSFERURI INTRE UNITATI ALE ADMINISTRATIEI PUBLICE (cod 51.02)	51	1,049,000	45,000	1,049,000	45,000	45,000	45,000		45,000	
Transferuri de capital (cod 51.02.12+51.02.28+51.02.29)	5102	1,049,000	45,000	1,049,000	45,000	45,000	45,000		45,000	
Alte transferuri de capital catre institutii publice	510229	1,049,000	45,000	1,049,000	45,000	45,000	45,000		45,000	
TITLUL X Proiecte cu finantare din fonduri externe nerambursabile aferente cadrului financiar 2014-2020 (cod 58.01 la 58.05+58.11+58.12+58.15+58.16+58.30)	58	90,058,550	35,335,100	90,058,550	35,335,100	35,335,100	35,335,100	2,088,905	33,246,195	292,549
Programe din Fondul European de Dezvoltare Regionala	5801	89,931,710	35,208,260	89,931,710	35,208,260	35,208,260	35,208,260	2,061,940	33,146,320	2,280

A	B	1	2	3	4	5	6	7	8=6-7	9
(FEDR) (cod 58.01.01 la 58.01.03)										
Finantarea nationala	580101	13,903,470	5,435,470	13,903,470	5,435,470	5,435,470	5,435,470	288,061	5,147,409	91
Finantarea externa nerambursabila	580102	76,027,740	29,772,290	76,027,740	29,772,290	29,772,290	29,772,290	1,773,879	27,998,411	1,650
Cheltuieli neeligibile	580103	500	500	500	500	500	500		500	539
Programe din Fondul Social European (FSE) (cod 58.02.01 la 58.02.03)	5802	126,840	126,840	126,840	126,840	126,840	126,840	26,965	99,875	290,269
Finantarea nationala	580201	21,810	21,810	21,810	21,810	21,810	21,810	4,046	17,764	267,350
Finantarea externa nerambursabila	580202	105,030	105,030	105,030	105,030	105,030	105,030	22,919	82,111	22,919
CHELTUIELI DE CAPITAL ((cod 71+72+75)	70	20,975,000	3,994,600	20,975,000	3,994,600	3,994,600	3,994,600	213,103	3,781,497	22,849,699
TITLUL XIII ACTIVE NEFINANCIARE (cod 71.01 + 71.03)	71	20,975,000	3,994,600	20,975,000	3,994,600	3,994,600	3,994,600	213,103	3,781,497	22,849,699
Active fixe (cod 71.01.01 la 71.01.03+71.01.30)	7101	13,192,600	1,988,100	13,192,600	1,988,100	1,988,100	1,988,100	213,103	1,774,997	11,016,288
Constructii	710101									25,013
Masini, echipamente si mijloace de transport	710102	55,000		55,000						2,492
Mobilier, aparatura birotica si alte active corporale	710103									163,543
Alte active fixe	710130	13,137,600	1,988,100	13,137,600	1,988,100	1,988,100	1,988,100	213,103	1,774,997	10,825,240
Reparatii capitale aferente activelor fixe	7103	7,782,400	2,006,500	7,782,400	2,006,500	2,006,500	2,006,500		2,006,500	11,833,411
TITLUL VI TRANSFERURI INTRE UNITATI ALE ADMINISTRATIEI PUBLICE (cod 51.01+51.02)	51	1,049,000	45,000	10,449,000	3,110,230	3,110,230	3,110,230	2,671,030	439,200	2,671,030
TITLUL VII ALTE TRANSFERURI (cod 55.01+55.02)	55			1,143,000	286,000	286,000	286,000	286,000		286,000
TITLUL XVI RAMBURSARI DE CREDETE	81			7,815,000	1,605,000	1,605,000	1,605,000	1,603,885	1,115	
	84					-90,042	-90,042	-90,042		
OPERATIUNI FINANCIARE (cod 81)	79			7,815,000	1,605,000	1,605,000	1,605,000	1,603,885	1,115	
A. CHELTUIELILE CURENTE (10+20+30+40+50+51+55+56+58+57+59)	01	91,107,550	35,380,100	246,083,890	87,473,070	87,323,070	87,323,070	38,836,322	48,486,748	39,388,336
TITLUL XIX PLATI EFECTUATE IN ANII PRECEDENTI SI RECUPERATE IN ANUL CURENT (85.01)	85					-90,042	-90,042	-90,042		
Plati efectuate in anii precedenti si recuperate in anul curent (cod 85.01.02+85.01.05)	8501					-90,042	-90,042	-90,042		



SECRETAR ECONOMIC

CONTUL DE EXECUTIE A BUGETULUI CREDITELOR INTERNE- CHELTUIELI

la data de 31.03.2022

Cod 21

-lei-

Denumirea indicatorilor *)	Cod indicator	Credite de angajament		Credite bugetare		Angajamente bugetare	Angajamente legale	Plati efectuate	Angajamente legale de platit	Cheltuieli efective
		Aprobate la finele perioadei de raportare	Trimestriale cumulate	Aprobate la finele perioadei de raportare	Trimestriale cumulate					
A	B	1	2	3	4	5	6	7	8=6-7	9
TOTAL CHELTUIELI (cod 50.07+59.07+63.07+70.07+79.07)	4907	53,580,480	16,415,140	53,580,480	16,415,140	16,415,140	16,415,140	2,076,162	14,338,978	2,330,118
Partea a III-a CHELTUIELI SOCIAL-CULTURALE(cod 65.07+66.07+67.07+68.07)	6307	1,940,280	1,666,720	1,940,280	1,666,720	1,666,720	1,666,720	212,116	1,454,604	
Invatamant (cod 65.07.03 la cod 65.07.05+65.07.07+65.07.11+65.07.50)	6507	1,940,280	1,666,720	1,940,280	1,666,720	1,666,720	1,666,720	212,116	1,454,604	
Alte cheltuieli In domeniul Invatamantului	650750	1,940,280	1,666,720	1,940,280	1,666,720	1,666,720	1,666,720	212,116	1,454,604	
Partea IV-a SERVICII SI DEZVOLTARE PUBLICA, LOCUINTE,MEDIU SI APE (cod 70.07+74.07)	6907	8,204,070	4,014,680	8,204,070	4,014,680	4,014,680	4,014,680	1,086,848	2,927,832	
Locuinte, servicii si dezvoltare publica (cod 70.07.03+70.07.05 la 70.07.07+70.07.50)	7007	8,204,070	4,014,680	8,204,070	4,014,680	4,014,680	4,014,680	1,086,848	2,927,832	
Locuinte (cod 70.07.03.01+70.07.03.30)	700703	4,403,000	3,585,870	4,403,000	3,585,870	3,585,870	3,585,870	1,086,848	2,499,022	
Alte cheltuieli in domeniul locuintelor	70070330	4,403,000	3,585,870	4,403,000	3,585,870	3,585,870	3,585,870	1,086,848	2,499,022	
Iluminat public si electrificari rurale	700706	651,280	428,810	651,280	428,810	428,810	428,810		428,810	
Alte servicii în domeniile locuintelor, serviciilor si dezvoltarii comunale	700750	3,149,790		3,149,790						
Partea V-a ACTIUNI ECONOMICE (cod 80.07+81.07+83.07+84.07+ 87.07)	7907	43,436,130	10,733,740	43,436,130	10,733,740	10,733,740	10,733,740	777,198	9,956,542	2,330,118
Transporturi (cod 84.07.03+ 84.07.06+84.07.50)	8407	43,436,130	10,733,740	43,436,130	10,733,740	10,733,740	10,733,740	777,198	9,956,542	2,330,118
Transport rutier (cod 84.07.03.01 la 84.07.03.03)	840703	43,436,130	10,733,740	43,436,130	10,733,740	10,733,740	10,733,740	777,198	9,956,542	2,330,118
Strazi	84070303	43,436,130	10,733,740	43,436,130	10,733,740	10,733,740	10,733,740	777,198	9,956,542	2,330,118
CHELTUIELILE SECTIUNII DE DEZVOLTARE(cod 50.07+59.07+63.07+70.07+7407+79.07)	4907	53,580,480	16,415,140	53,580,480	16,415,140	16,415,140	16,415,140	2,076,162	14,338,978	2,330,118

A	B	1	2	3	4	5	6	7	8=6-7	9
Partea III-a CHELTUIELI SOCIAL-CULTURALE (cod 65.07+66.07+67.07+68.07)	6307	1,940,280	1,666,720	1,940,280	1,666,720	1,666,720	1,666,720	212,116	1,454,604	
Invatamant (cod 65.07.03+65.07.04+65.07.05+65.07.07+61.07.11+65.07.50)	6507	1,940,280	1,666,720	1,940,280	1,666,720	1,666,720	1,666,720	212,116	1,454,604	
Alte cheltuieli in domeniul Invatamantului	650750	1,940,280	1,666,720	1,940,280	1,666,720	1,666,720	1,666,720	212,116	1,454,604	
Partea IV-a SERVICII SI DEZVOLTARE PUBLICA, LOCUINTE, MEDIU SI APE (cod 70.07+74.07)	6907	8,204,070	4,014,680	8,204,070	4,014,680	4,014,680	4,014,680	1,086,848	2,927,832	
Locuinte, servicii si dezvoltare publica (cod 70.07.03+70.07.05+70.07.06+70.07.07+70.07.50)	7007	8,204,070	4,014,680	8,204,070	4,014,680	4,014,680	4,014,680	1,086,848	2,927,832	
Locuinte (cod 70.07.03.01+70.07.03.30)	700703	4,403,000	3,585,870	4,403,000	3,585,870	3,585,870	3,585,870	1,086,848	2,499,022	
Alte cheltuieli in domeniul locuintelor	70070330	4,403,000	3,585,870	4,403,000	3,585,870	3,585,870	3,585,870	1,086,848	2,499,022	
Iluminat public si electrificari rurale	700706	651,280	428,810	651,280	428,810	428,810	428,810		428,810	
Alte servicii in domeniile locuintelor, serviciilor si dezvoltarii comunale	700750	3,149,790		3,149,790						
Partea V-a ACTIUNI ECONOMICE (cod 80.07+81.07+83.07+84.07+ 87.07)	7907	43,436,130	10,733,740	43,436,130	10,733,740	10,733,740	10,733,740	777,198	9,956,542	2,330,118
Transporturi (cod 84.07.03+84.07.06+84.07.50D)	8407	43,436,130	10,733,740	43,436,130	10,733,740	10,733,740	10,733,740	777,198	9,956,542	2,330,118
Transport rutier (cod 84.07.03.01 la 84.07.03.03)	840703	43,436,130	10,733,740	43,436,130	10,733,740	10,733,740	10,733,740	777,198	9,956,542	2,330,118
Strazi	84070303	43,436,130	10,733,740	43,436,130	10,733,740	10,733,740	10,733,740	777,198	9,956,542	2,330,118

Nota: Se detaliaza pe structura clasificatiei economice (Anexa 7)

Conducatorul institutiei

Conducatorul compartimentului
financiar-contabil

CONTUL DE EXECUTIE AL INSTITUTIILOR PUBLICE - CHELTUIELI

la data de 31.03.2022


Cod 21 Capitol 5007

Subcapitol

-lei-

DENUMIREA INDICATORILOR*)	Cod indicator	Credite de angajament		Credite bugetare		Angajamente bugetare	Angajamente legale	Plati efectuate	Angajamente legale de platit	Cheltuieli efective
		Aprobate la finele perioadei de raportare	Trimestriale cumulate	Aprobate la finele perioadei de raportare	Trimestriale cumulate					
A	B	1	2	3	4	5	6	7	8=6-7	9
TOTAL CHELTUIELI(SECTIUNEA DE FUNCTIONARE+SECTIUNEA DE DEZVOLTARE)		53,580,480	16,415,140	53,580,480	16,415,140	16,415,140	16,415,140	2,076,162	14,338,978	2,330,118
SECTIUNEA DE DEZVOLTARE (cod 51+55+56+58+70+81+85)		53,580,480	16,415,140	53,580,480	16,415,140	16,415,140	16,415,140	2,076,162	14,338,978	2,330,118
TITLUL X Proiecte cu finantare din fonduri externe nerambursabile aferente cadrului financiar 2014-2020 (cod 58.01 la 58.05+58.11+58.12+58.15+58.16+58.30)	58	53,580,480	16,415,140	53,580,480	16,415,140	16,415,140	16,415,140	2,076,162	14,338,978	
Programe din Fondul European de Dezvoltare Regionala (FEDR) (cod 58.01.01 la 58.01.03)	5801	53,580,480	16,415,140	53,580,480	16,415,140	16,415,140	16,415,140	2,076,162	14,338,978	
Finantarea nationala	580101	11,283,570	4,627,130	11,283,570	4,627,130	4,627,130	4,627,130	1,225,664	3,401,466	
Cheltuieli neeligibile	580103	42,296,910	11,788,010	42,296,910	11,788,010	11,788,010	11,788,010	850,498	10,937,512	
CHELTUIELI DE CAPITAL ((cod 71+72+75)	70									2,330,118
TITLUL XIII ACTIVE NEFINANCIARE (cod 71.01 + 71.03)	71									2,330,118
Active fixe (cod 71.01.01 la 71.01.03+71.01.30)	7101									2,330,118
Alte active fixe	710130									2,330,118
A. CHELTUIELILE CURENTE (10+20+30+40+50+51+55+56+58+57+59)	01	53,580,480	16,415,140	53,580,480	16,415,140	16,415,140	16,415,140	2,076,162	14,338,978	

PRIMAR,



DIRECTOR ECONOMIC

CONTUL DE EXECUTIE

A BUGETULUI INSTITUTIILOR PUBLICE SI ACTIVITATILOR FINANTATE INTEGRAL SAU PARTIAL DIN VENITURI PROPRII (DE SUBORDONARE LOCALA) -VENITURI

la data de 31.03.2022

Cod 20

50.10 - TOTAL

-lei-

Denumirea indicatorilor	Cod indicator	Prevederi bugetare		Drepturi constatate			Incasari realizate	Stingeri pe alte cai decat incasari	Drepturi constatate de incasat
		Aprobate la finele perioadei de raportare	Trimestriale cumulate	Total, din care:	din anii precedenti	din anul curent			
A	B	1	2	3=4+5	4	5	6	7	8=3-6-7
TOTAL VENITURI (cod 00.02+00.15+00.16+00.17+45.10+48.10)	000110	16,789,150	5,776,940	5,914,057	315,960	5,598,097	5,449,438		464,619
I. VENITURI CURENTE (cod 00.03+00.12)	0002	5,706,490	2,248,720	2,908,131	315,960	2,592,171	2,443,512		464,619
C. VENITURI NEFISCALE (cod 00.13+00.14)	2900	5,706,490	2,248,720	2,908,131	315,960	2,592,171	2,443,512		464,619
C1. VENITURI DIN PROPRIETATE (cod 30.10+31.10)	3000	114,610	72,700	93,087	11,416	81,671	57,775		35,312
Venituri din proprietate (cod 30.10.05+30.10.08+30.10.09+30.10.50)	3010	114,610	72,700	93,087	11,416	81,671	57,775		35,312
Venituri din concesiuni si inchirieri (cod 30.10.05.30)	301005	114,610	72,700	93,087	11,416	81,671	57,775		35,312
Alte venituri din concesiuni si inchirieri de catre institutiile publice	30100530	114,610	72,700	93,087	11,416	81,671	57,775		35,312
C2. VANZARI DE BUNURI SI SERVICII (cod 33.10+34.10+35.10+36.10+37.10)	3300	5,591,880	2,176,020	2,815,044	304,544	2,510,500	2,385,737		429,307
Venituri din prestari de servicii si alte activitati (cod 33.10.05+33.10.08+33.10.09+33.10.13+ 33.10.14+ 33.10.16+33.10.17+33.10.19 la 33.10.21+33.10.30 la 33.10.32+33.10.50)	3310	4,392,900	1,553,740	2,069,296	202,889	1,866,407	1,827,229		242,067
Taxe si alte venituri in invatamant	331005	73,310	23,410	3,435		3,435	3,435		
Venituri din prestari de servicii	331008	3,670,680	1,100,280	1,599,181	195,920	1,403,261	1,364,495		234,686
Contributia elevilor si studentilor pentru internate, camine si cantine.	331014	585,910	430,050	459,292	6,969	452,323	451,911		7,381
Alte venituri din prestari de servicii si alte activitati	331050	63,000		7,388		7,388	7,388		
Diverse venituri (cod 36.10.04+36.10.32+36.10.50)	3610	1,150,980	574,280	697,748	101,655	596,093	510,508		187,240
Alte venituri	361050	1,150,980	574,280	697,748	101,655	596,093	510,508		187,240
Transferuri voluntare, altele decat subventiile (cod 37.10.01+37.10.03+37.10.04+37.10.50)	3710	48,000	48,000	48,000		48,000	48,000		
Donatii si sponsorizari	371001	48,000	48,000	48,000		48,000	48,000		

A	B	1	2	3=4+5	4	5	6	7	8=3-6-7
III. OPERAȚIUNI FINANCIARE (cod 40.10+41.10)	0016	633,660	417,990	334,896		334,896	334,896		
Încasări din rambursarea împrumuturilor acordate (cod. 40.10.15+40.10.16)	4010	633,660	417,990	334,896		334,896	334,896		
Sume utilizate din excedentul anului precedent pentru efectuarea de cheltuieli (cod. 40.10.15.01+40.10.15.02)	401015	633,660	417,990	334,896		334,896	334,896		
Sume utilizate de administrațiile locale din excedentul anului precedent pentru secțiunea de funcționare	40101501	633,660	417,990	334,896		334,896	334,896		
IV. SUBVENȚII (cod 00.18)	4100	10,449,000	3,110,230	2,671,030		2,671,030	2,671,030		
SUBVENȚII DE LA ALTE NIVELE ALE ADMINISTRAȚIEI PUBLICE (cod 42.10+43.10)	0018	1,049,000	45,000						
Subvenții de la alte administrații (cod 43.10.09+43.10.10+43.10.14 la 43.10.17+43.10.19 + 43.10.25 la 43.10.27+43.10.31+43.10.32+43.10.33+43.10.35)	4310	10,449,000	3,110,230	2,671,030		2,671,030	2,671,030		
Subvenții pentru instituții publice	431009	9,400,000	3,065,230	2,671,030		2,671,030	2,671,030		
Subvenții pentru instituții publice destinate secțiunii de dezvoltare	431019	1,049,000	45,000						
VENITURILE SECȚIUNII DE FUNCȚIONARE (cod 00.02+00.16+00.17) - TOTAL	000110	15,740,150	5,731,940	5,914,057	315,960	5,598,097	5,449,438		464,619
I. VENITURI CURENTE (cod 00.03+00.12)	0002	5,706,490	2,248,720	2,908,131	315,960	2,592,171	2,443,512		464,619
C. VENITURI NEFISCALE (cod 00.13+00.14)	2900	5,706,490	2,248,720	2,908,131	315,960	2,592,171	2,443,512		464,619
C1. VENITURI DIN PROPRIETATE (cod 30.10 +31.10)	3000	114,610	72,700	93,087	11,416	81,671	57,775		35,312
Venituri din proprietate (cod 30.10.05+30.10.08+30.10.09+30.10.50)	3010	114,610	72,700	93,087	11,416	81,671	57,775		35,312
Venituri din concesiuni și închirieri (cod 30.10.05.30)	301005	114,610	72,700	93,087	11,416	81,671	57,775		35,312
Alte venituri din concesiuni și închirieri de către instituțiile publice	30100530	114,610	72,700	93,087	11,416	81,671	57,775		35,312
C2. VANZĂRI DE BUNURI ȘI SERVICII (cod 33.10+34.10+35.10+36.10+37.10)	3300	5,591,880	2,176,020	2,815,044	304,544	2,510,500	2,385,737		429,307
Venituri din prestări de servicii și alte activități (cod 33.10.05+33.10.08+33.10.09+33.10.13+ 33.10.14 +33.10.16+33.10.17 +33.10.19 la 33.10.21+33.10.30 la 33.10.32+33.10.50)	3310	4,392,900	1,553,740	2,069,296	202,889	1,866,407	1,827,229		242,067
Taxe și alte venituri în învățământ	331005	73,310	23,410	3,435		3,435	3,435		
Venituri din prestări de servicii	331008	3,670,680	1,100,280	1,599,181	195,920	1,403,261	1,364,495		234,686
Contribuția elevilor și studenților pentru internate, cămine și cantine.	331014	585,910	430,050	459,292	6,969	452,323	451,911		7,381
Alte venituri din prestări de servicii și alte activități	331050	63,000		7,388		7,388	7,388		
Diverse venituri (cod 36.10.04+36.10.32+36.10.50)	3610	1,150,980	574,280	697,748	101,655	596,093	510,508		187,240

A	B	1	2	3=4+5	4	5	6	7	8=3-6-7
Alte venituri	361050	1,150,980	574,280	697,748	101,655	596,093	510,508		187,240
Transferuri voluntare, altele decât subvențiile (cod 37.10.01+37.10.03+37.10.50)	3710	48,000	48,000	48,000		48,000	48,000		
Donatii si sponsorizari	371001	48,000	48,000	48,000		48,000	48,000		
III. OPERATIUNI FINANCIARE (cod 40.10+41.10)	0016	633,660	417,990	334,896		334,896	334,896		
Incasari din rambursarea împrumuturilor acordate (cod. 40.10.15)	4010	633,660	417,990	334,896		334,896	334,896		
Sume utilizate din excedentul anului precedent pentru efectuarea de cheltuieli (cod. 40.10.15.01)	401015	633,660	417,990	334,896		334,896	334,896		
Sume utilizate de administratiile locale din excedentul anului precedent pentru sectiunea de functionare	40101501	633,660	417,990	334,896		334,896	334,896		
IV. SUBVENTII (cod 00.18)	4100	9,400,000	3,065,230	2,671,030		2,671,030	2,671,030		
SUBVENTII DE LA ALTE NIVELE ALE ADMINISTRATIEI PUBLICE (cod 42.10+43.10)	0018	9,400,000	3,065,230	2,671,030		2,671,030	2,671,030		
Subventii de la alte administratii (cod 43.10.09+43.10.10 +43.10.15+43.10.33+43.10.35)	4310	9,400,000	3,065,230	2,671,030		2,671,030	2,671,030		
Subventii pentru institutii publice	431009	9,400,000	3,065,230	2,671,030		2,671,030	2,671,030		
VENITURILE SECTIUNII DE DEZVOLTARE (cod 00.02+00.15+00.16+00.17+45.10+48.10) - TOTAL	000110	1,049,000	45,000						
IV. SUBVENTII (cod 00.18)	4100	1,049,000	45,000						
SUBVENTII DE LA ALTE NIVELE ALE ADMINISTRATIEI PUBLICE (cod 42.10+43.10)	0018	1,049,000	45,000						
Subventii de la alte administratii (cod 43.10.14+43.10.16+43.10.17+43.10.19 + 43.10.25 la 43.10.27+43.10.31+43.10.32+43.10.35)	4310	1,049,000	45,000						
Subventii pentru institutii publice destinate sectiunii de dezvoltare	431019	1,049,000	45,000						

Conducatorul institutiei

Conducatorul compartimentului
financiar-contabil



CONTUL DE EXECUTIE
A BUGETULUI INSTITUTIILOR PUBLICE SI ACTIVITATILOR FINANTATE INTEGRAL SAU PARTIAL DIN VENITURI PROPRII (DE SUBORDONARE LOCALA) -CHELTUIELI

la data de 31.03.2022


Denumirea indicatorilor *)	Cod indicator	Credite de angajament		Credite bugetare		Angajamente bugetare	Angajamente legale	Plati efectuate	Angajamente legale de platit	Cheltuieli efective
		Aprobate la finele perioadei de raportare	Trimestriale cumulate	Aprobate la finele perioadei de raportare	Trimestriale cumulate					
		1	2	3	4					
A	B									
TOTAL CHELTUIELI - SECTIUNEA DE FUNCTIONARE + SECTIUNEA DE DEZVOLTARE (cod 50.10+59.10+63.10+70.10+74.10+79.10)	4910	1,049,000	45,000	16,789,150	5,776,940	5,773,031	5,773,031	4,449,816	1,323,215	4,525,432
Partea I-a SERVICII PUBLICE GENERALE (cod 54.10+55.10)	5010	1,021,000	17,000	6,038,810	1,685,280	1,682,824	1,682,824	1,153,155	529,669	1,033,932
Alte servicii publice generale (cod 54.10.10+54.10.50)	5410	1,021,000	17,000	6,038,810	1,685,280	1,682,824	1,682,824	1,153,155	529,669	1,033,932
Alte servicii publice generale	541050	1,021,000	17,000	6,038,810	1,685,280	1,682,824	1,682,824	1,153,155	529,669	1,033,932
Partea III-a CHELTUIELI SOCIAL-CULTURALE (cod 65.10+66.10+67.10+68.10)	6310	28,000	28,000	10,750,340	4,091,660	4,090,207	4,090,207	3,296,661	793,546	3,491,500
Invatamant (cod 65.10.03 la 65.10.05+65.10.07+65.10.11+65.10.50)	6510			2,211,340	1,318,430	1,318,430	1,318,430	909,767	408,663	1,054,556
Invaatamant prescolar si primar (cod 65.10.03.01+65.10.03.02)	651003			1,209,530	632,830	632,830	632,830	476,465	156,365	572,464
Invatamant prescolar	65100301			1,209,530	632,830	632,830	632,830	476,465	156,365	572,464
Invatamant secundar (cod 65.10.04.01 la 65.10.04.03)	651004			1,001,810	685,600	685,600	685,600	433,302	252,298	482,092
Invatamant secundar inferior	65100401			67,500	45,660	45,660	45,660	3,640	42,020	2,990
Invatamant secundar superior	65100402			934,310	639,940	639,940	639,940	429,662	210,278	479,102
Cultura, recreere si religie (cod 67.10.03+67.10.05+67.10.50)	6710	28,000	28,000	8,539,000	2,773,230	2,771,777	2,771,777	2,386,894	384,883	2,436,944
Servicii culturale (cod 67.10.03.03 la 67.10.03.07+67.10.03.09 la 67.10.03.11+67.10.03.15+67.10.03.30)	671003	28,000	28,000	3,491,000	954,200	952,747	952,747	794,557	158,190	795,668
Case de cultura	67100306	28,000	28,000	3,491,000	954,200	952,747	952,747	794,557	158,190	795,668
Servicii recreative si sportive (cod 67.10.05.01)	671005			5,048,000	1,819,030	1,819,030	1,819,030	1,592,337	226,693	1,641,276
Sport	67100501			5,048,000	1,819,030	1,819,030	1,819,030	1,592,337	226,693	1,641,276

A	B	1	2	3	4	5	6	7	8=6-7	9
CHELTUIELILE SECTIUNII DE FUNCTIONARE (cod 50.10+59.10+63.10+70.10+74.10+79.10)	4910	1,049,000	45,000	16,789,150	5,776,940	5,773,031	5,773,031	4,449,816	1,323,215	4,525,432
Partea I-a SERVICII PUBLICE GENERALE (cod 51.10+54.10+55.10)	5010			5,017,810	1,668,280	1,665,824	1,665,824	1,153,155	512,669	1,011,299
Alte servicii publice generale (cod 54.10.10+54.10.50)	5410			5,017,810	1,668,280	1,665,824	1,665,824	1,153,155	512,669	1,011,299
Alte servicii publice generale	541050			5,017,810	1,668,280	1,665,824	1,665,824	1,153,155	512,669	1,011,299
Partea III-a CHELTUIELI SOCIAL-CULTURALE (cod 65.10+66.10+67.10+68.10)	6310			10,722,340	4,063,660	4,062,207	4,062,207	3,296,661	765,546	3,479,352
Invatamant (cod 65.10.03 la 65.10.05+65.10.07+65.10.11+65.10.50)	6510			2,211,340	1,318,430	1,318,430	1,318,430	909,767	408,663	1,046,776
Invatamant prescolar si primar (cod 65.10.03.01+65.10.03.02)	651003			1,209,530	632,830	632,830	632,830	476,465	156,365	572,464
Invatamant prescolar	65100301			1,209,530	632,830	632,830	632,830	476,465	156,365	572,464
Invatamant secundar (cod 65.10.04.01 la 65.10.04.03)	651004			1,001,810	685,600	685,600	685,600	433,302	252,298	474,312
Invatamant secundar inferior	65100401			67,500	45,660	45,660	45,660	3,640	42,020	2,990
Invatamant secundar superior	65100402			934,310	639,940	639,940	639,940	429,662	210,278	471,322
Cultura, recreere si religie (cod 67.10.03+67.10.05+67.10.50)	6710			8,511,000	2,745,230	2,743,777	2,743,777	2,386,894	356,883	2,432,576
Servicii culturale (cod 67.10.03.03 la 67.10.03.07+67.10.03.09 la 67.10.03.11+67.10.03.15+67.10.03.30)	671003			3,463,000	926,200	924,747	924,747	794,557	130,190	791,942
Case de cultura	67100306			3,463,000	926,200	924,747	924,747	794,557	130,190	791,942
Servicii recreative si sportive (cod 67.10.05.01)	671005			5,048,000	1,819,030	1,819,030	1,819,030	1,592,337	226,693	1,640,634
Sport	67100501			5,048,000	1,819,030	1,819,030	1,819,030	1,592,337	226,693	1,640,634
CHELTUIELILE SECTIUNII DE DEZVOLTARE (cod 50.10+59.10+63.10+70.10+74.10+79.10)	4910	1,049,000	45,000	1,049,000	45,000	45,000	45,000		45,000	34,781
Partea I-a SERVICII PUBLICE GENERALE (cod 51.10+54.10)	5010	1,021,000	17,000	1,021,000	17,000	17,000	17,000		17,000	22,633
Alte servicii publice generale (cod 54.10.10+54.10.50)	5410	1,021,000	17,000	1,021,000	17,000	17,000	17,000		17,000	22,633
Alte servicii publice generale	541050	1,021,000	17,000	1,021,000	17,000	17,000	17,000		17,000	22,633
Partea III-a CHELTUIELI SOCIAL-CULTURALE (cod 65.10+66.10+67.10+68.10)	6310	28,000	28,000	28,000	28,000	28,000	28,000		28,000	12,148
Invatamant (cod 65.10.03 la 65.10.05+65.10.07+65.10.11+65.10.50)	6510									7,780
Invatamant secundar (cod 65.10.04.01 la 65.10.04.03)	651004									7,780
Invatamant secundar superior	65100402									7,780
Cultura, recreere si religie (cod 67.10.03+67.10.05+67.10.50)	6710	28,000	28,000	28,000	28,000	28,000	28,000		28,000	4,368
Servicii culturale (cod 67.10.03.03 la 67.10.03.07+67.10.03.09)	671003	28,000	28,000	28,000	28,000	28,000	28,000		28,000	3,726

A	B	1	2	3	4	5	6	7	8=6-7	9
la 67.10.03.11+67.10.03.15+67.10.03.30)										
Casa de cultura	67100306	28,000	28,000	28,000	28,000	28,000	28,000		28,000	3,726
Servicii recreative si sportive (cod 67.10.05.01)	671005									642
Sport	67100501									642

Nota: Se detaliaza pe structura clasificatiei economice (Anexa 7)

Conducatorul institutiei



Conducatorul compartimentului
financiar contabil

CONTUL DE EXECUTIE AL INSTITUTIILOR PUBLICE - CHELTUIELI

la data de 31.03.2022

Cod 21 Capitol 5010

Subcapitol

-lei-

DENUMIREA INDICATORILOR*)	Cod indicator	Credite de angajament		Credite bugetare		Angajamente bugetare	Angajamente legale	Plati efectuate	Angajamente legale de platit	Cheltuieli efective
		Aprobate la finele perioadei de raportare	Trimestriale cumulate	Aprobate la finele perioadei de raportare	Trimestriale cumulate					
A	B	1	2	3	4	5	6	7	8=6-7	9
TOTAL CHELTUIELI(SECTIUNEA DE FUNCTIONARE+SECTIUNEA DE DEZVOLTARE)		1,049,000	45,000	16,789,150	5,776,940	5,773,031	5,773,031	4,449,816	1,323,215	4,525,432
SECTIUNEA DE FUNCTIONARE (cod 01+79+85)				15,740,150	5,731,940	5,728,031	5,728,031	4,449,816	1,278,215	4,490,651
CHELTUIELI CURENTE (10+20+30+40+50+51SF+55SF+57+59)	01			15,740,150	5,731,940	5,731,940	5,731,940	4,453,725	1,278,215	4,490,651
TITLUL I CHELTUIELI DE PERSONAL (cod 10.01 la 10.03)	10			6,682,770	1,644,260	1,644,260	1,644,260	1,482,243	162,017	1,465,034
Cheltuieli salariale in bani (cod 10.01.01+10.01.03 la 10.01.08 +10.01.10 la 10.01.16 +10.01.30)	1001			6,346,920	1,589,630	1,589,630	1,589,630	1,431,695	157,935	1,414,064
Salarii de baza	100101			5,789,280	1,442,880	1,442,880	1,442,880	1,314,103	128,777	1,287,771
Sporuri pentru conditii de munca	100105			177,360	47,460	47,460	47,460	42,839	4,621	47,939
Alte sporuri	100106			34,120	8,550	8,550	8,550	6,672	1,878	6,498
Indemnizatii de delegare	100113			9,900	7,000	7,000	7,000	1,000	6,000	1,000
Indemnizatii de hrana	100117			336,260	83,740	83,740	83,740	67,081	16,659	70,856
Cheltuieli salariale in natura (cod 10.02.01 la 10.02.06+10.02.30)	1002			120,950						
Tichete de vacanta	100206			120,950						
Contributii (cod 10.03.01 la 10.03.06)	1003			214,900	54,630	54,630	54,630	50,548	4,082	50,970
Contributii de asigurari sociale de stat	100301			72,500	19,200	19,200	19,200	18,851	349	19,071
Contributia asiguratorie pentru munca	100307			142,400	35,430	35,430	35,430	31,697	3,733	31,899
TITLUL II BUNURI SI SERVICII (cod 20.01 la 20.06+20.09 la 20.16+20.18 la 20.25+20.27+20.30)	20			9,036,980	4,087,680	4,087,680	4,087,680	2,971,482	1,116,198	3,025,617
Bunuri si servicii (cod 20.01.01 la 20.01.09+20.01.30)	2001			1,804,140	828,080	828,080	828,080	520,226	307,854	504,866

A	B	1	2	3	4	5	6	7	8=6-7	9
Furnituri de birou	200101			48,500	20,500	20,500	20,500	10,332	10,168	9,957
Materiale pentru curatenie	200102			48,000	19,570	19,570	19,570	7,253	12,317	12,962
Incalzit, iluminat si forta motrica	200103			706,010	400,500	400,500	400,500	297,085	103,415	259,527
Apa, canal si salubritate	200104			198,960	68,430	68,430	68,430	45,841	22,589	41,885
Carburanti si lubrifianti	200105			32,770	13,000	13,000	13,000	6,744	6,256	7,504
Piese de schimb	200106			53,430	21,000	21,000	21,000	414	20,586	16,026
Transport	200107			172,350	60,000	60,000	60,000	49,276	10,724	70,006
Posta, telecomunicatii, radio, tv, internet	200108			55,530	24,200	24,200	24,200	13,799	10,401	12,284
Materiale si prestari de servicii cu caracter functional	200109			241,180	87,680	87,680	87,680	44,291	43,389	31,489
Alte bunuri si servicii pentru intretinere si functionare	200130			247,410	113,200	113,200	113,200	45,191	68,009	43,226
Reparatii curente	2002			235,890	133,260	133,260	133,260	415	132,845	3,296
Hrana (cod 20.03.01+20.03.02)	2003			1,912,030	1,089,330	1,089,330	1,089,330	862,176	227,154	959,963
Hrana pentru oameni	200301			1,912,030	1,089,330	1,089,330	1,089,330	862,176	227,154	959,963
Medicamente si materiale sanitare (cod 20.04.01 la 20.04.04)	2004			30,500	11,000	11,000	11,000	10,560	440	4,737
Medicamente	200401			25,000	9,000	9,000	9,000	8,662	338	4,143
Materiale sanitare	200402			5,500	2,000	2,000	2,000	1,898	102	594
Bunuri de natura obiectelor de inventar (cod 20.05.01+20.05.03+20.05.30)	2005			248,820	101,210	101,210	101,210	14,348	86,862	35,400
Uniforme si echipament	200501			88,610	30,000	30,000	30,000	4,800	25,200	
Lenjerie si accesorii de pat	200503			10,000						
Alte obiecte de inventar	200530			150,210	71,210	71,210	71,210	9,548	61,662	35,400
Deplasari, detasari, transferari (cod 20.06.01+20.06.02)	2006			23,000	12,000	12,000	12,000	3,000	9,000	3,000
Deplasari interne, detasari, transferari	200601			23,000	12,000	12,000	12,000	3,000	9,000	3,000
Carti, publicatii si materiale documentare	2011			5,100	2,600	2,600	2,600		2,600	90
Consultanta si expertiza	2012			22,500	7,500	7,500	7,500	2,474	5,026	2,474
Pregatire profesionala	2013			18,000	14,000	14,000	14,000		14,000	
Protectia muncii	2014			11,030	7,000	7,000	7,000	331	6,669	213
Alte cheltuieli (cod 20.30.01 la 20.30.04+20.30.06+20.30.07+20.30.09+20.30.30)	2030			4,725,970	1,881,700	1,881,700	1,881,700	1,557,952	323,748	1,511,578
Reclama si publicitate	203001			5,200	4,700	4,700	4,700	378	4,322	319
Prime de asigurare non-viata	203003			2,000						126
Alte cheltuieli cu bunuri si servicii	203030			4,718,770	1,877,000	1,877,000	1,877,000	1,557,574	319,426	1,511,133

A	B	1	2	3	4	5	6	7	8=6-7	9
TITLUL XI ALTE CHELTUIELI (cod 59.01+59.02+59.08+59.11+59.12+59.15+59.17+59.20+59.22+59.25+59.30+59.35)	59			20,400						
Sume aferente persoanelor cu handicap neincadrate	5940			20,400						
TITLUL XIX PLATI EFECTUATE IN ANII PRECEDENTI SI RECUPERATE IN ANUL CURENT(85.01)	85F					-3,909	-3,909	-3,909		
Plati efectuate in anii precedenti si recuperate in anul curent (cod 85.01.01)	8501F					-3,909	-3,909	-3,909		
Plati efectuate in anii precedenti si recuperate in anul curent in sectiunea de functionare a bugetului local	850101					-3,909	-3,909	-3,909		
SECTIUNEA DE DEZVOLTARE (cod 51+55+56+58+70+81+85)		1,049,000	45,000	1,049,000	45,000	45,000	45,000		45,000	34,781
CHELTUIELI DE CAPITAL ((cod 71+72+75)	70	1,049,000	45,000	1,049,000	45,000	45,000	45,000		45,000	34,781
TITLUL XIII ACTIVE NEFINANCIARE (cod 71.01 + 71.03)	71	1,049,000	45,000	1,049,000	45,000	45,000	45,000		45,000	34,781
Active fixe (cod 71.01.01 la 71.01.03+71.01.30)	7101	1,049,000	45,000	1,049,000	45,000	45,000	45,000		45,000	34,781
Masini, echipamente si mijloace de transport	710102									1,314
Alte active fixe	710130	1,049,000	45,000	1,049,000	45,000	45,000	45,000		45,000	33,467
	84					-3,909	-3,909	-3,909		
A. CHELTUIELILE CURENTE (10+20+30+40+50+51+55+56+58+57+59)	01			15,740,150	5,731,940	5,731,940	5,731,940	4,453,725	1,278,215	4,490,651
TITLUL XIX PLATI EFECTUATE IN ANII PRECEDENTI SI RECUPERATE IN ANUL CURENT (85.01)	85					-3,909	-3,909	-3,909		
Plati efectuate in anii precedenti si recuperate in anul curent (cod 85.01.02+85.01.05)	8501					-3,909	-3,909	-3,909		

*) Se inscriu denumirea si simbolul capitolelor din bugetul aprobat detaliate pe titluri , articole, alineate, pe structura clasificatiei economice

(bugetele locale, bugetul creditelor externe, bugetul creditelor interne, bugetul fondurilor externe nerambursabile - sursa D, institutii finantate integral sau partial din venituri proprii/activitati finantate integral din veniturii proprii)

NOTA: Sumele inscrise in col. 6 "Plati efectuate" cu semnul minus la Titlul 85, art. 85.01 "Plati efectuate din precedenti si recuperate in anul curent", se inscriu si pe col. 4 "Angajamente bugetare" si col. 5 "Angajamente legale" la acelasi cod tot cu semnul minus , astfel incat in col. 7 "Angajamente legale de platit" sa nu fie raportate sume.

Conducatorul institutiei



Conducatorul compartimentului
financiar-contabil