

CONTUL DE EXECUTIE A BUGETULUI LOCAL- VENITURI

la data de 31.12.2021

Cod 20

-lei-

Denumirea indicatorilor	Cod indicator	Prevederi bugetare		Drepturi constatate			Incasari realizate	Stingeri pe alte cai decat incasari	Drepturi constatate de incasat
		Initiale	Definitive	Total, din care:	din anii precedenti	din anul curent			
A	B	1	2	3=4+5	4	5	6	7	8=3-6-7
VENITURI -TOTAL(cod 00.02+00.15+00.16+00.17+45.02+4602+4702+4802)	000102	221,542,720	206,038,210	251,766,084	60,754,656	191,011,428	206,137,007	14,372,255	31,256,822
VENITURI PROPRII (cod 00.02-11.02-11.03.02+ 00.15)	4990	110,787,000	121,274,870	147,158,188	24,094,043	123,064,145	122,629,892		24,528,296
I. VENITURI CURENTE (cod 00.03+00.12)	0002	134,086,090	151,060,890	176,710,176	24,093,877	152,616,299	152,181,998		24,528,178
A. VENITURI FISCALE (cod 00.04+06.02+00.09+00.10+00.11)	0003	122,493,200	139,159,130	154,269,331	15,657,977	138,611,354	139,810,871		14,458,460
A1. IMPOZIT PE VENIT, PROFIT SI CASTIGURI DIN CAPITAL (cod 00.05+00.06+00.07)	0004	73,792,000	81,014,110	79,771,577		79,771,577	79,771,577		
A1.2. IMPOZIT PE VENIT, PROFIT SI CASTIGURI DIN CAPITAL DE LA PERSOANE FIZICE(cod 03.02+04.02)	0006	73,792,000	81,014,110	79,771,577		79,771,577	79,771,577		
Impozit pe venit (cod 03.02.17+ 03.02.18)	0302	76,000	226,350	400,652		400,652	400,652		
Impozitul pe veniturile din transferul proprietatilor imobiliare din patrimoniul personal	030218	76,000	226,350	400,652		400,652	400,652		
Cote si sume defalcate din impozitul pe venit (cod 04.02.01+04.02.04)	0402	73,716,000	80,787,760	79,370,925		79,370,925	79,370,925		
Cote defalcate din impozitul pe venit	040201	72,116,000	79,159,000	77,742,165		77,742,165	77,742,165		
Sume repartizate din Fondul la dispozitia Consiliului Judetean	040205	1,600,000	1,628,760	1,628,760		1,628,760	1,628,760		
A3. IMPOZITE SI TAXE PE PROPRIETATE (cod 07.02)	0009	18,195,000	19,417,520	31,239,867	11,719,060	19,520,807	20,359,721		10,880,146
Impozite si taxe pe proprietate (07.02.01la 07.02.03+07.02.50)	0702	18,195,000	19,417,520	31,239,867	11,719,060	19,520,807	20,359,721		10,880,146
Impozit si taxa pe cladiri (cod 07.02.01.01+07.02.01.02)	070201	14,100,000	15,074,000	25,130,725	9,958,059	15,172,666	15,636,129		9,494,596
Impozit pe cladiri de la persoane fizice	07020101	4,500,000	4,806,000	6,321,255	1,205,131	5,116,124	5,240,432		1,080,823
Impozit si taxa pe cladiri de la persoane juridice	07020102	9,600,000	10,268,000	18,809,470	8,752,928	10,056,542	10,395,697		8,413,773
Impozit si taxa pe teren (cod 07.02.02.01 la 07.02.02.03)	070202	2,951,000	3,199,520	4,563,388	1,405,031	3,158,357	3,532,987		1,030,401

A	B	1	2	3=4+5	4	5	6	7	8=3-6-7
Impozit pe terenuri de la persoane fizice	07020201	1,114,000	1,139,000	1,700,463	382,767	1,317,696	1,335,422		365,041
Impozit si taxa pe teren de la persoane juridice	07020202	1,570,000	1,793,520	2,427,776	881,954	1,545,822	1,884,935		542,841
Impozitul pe terenul extravilan*)+Restante ani anteriori din impozitul pe terenul agricol-	07020203	267,000	267,000	435,149	140,310	294,839	312,630		122,519
Taxe judiciare de timbru si alte taxe de timbru	070203	1,144,000	1,144,000	1,545,754	355,970	1,189,784	1,190,605		355,149
4.IMPOZITE SI TAXE PE BUNURI SI SERVICII (cod 11.02+12.02+15.02+16.02)	0010	30,328,200	38,541,000	42,976,940	3,876,739	39,100,201	39,448,757		3,528,183
Sume defalcate din TVA (cod 11.02.01+11.02.02+11.02.05+11.02.06+11.02.09)	1102	22,851,200	29,546,000	29,316,633		29,316,633	29,316,633		
Sume defalcate din taxa pe valoarea adaugata pentru finantarea cheltuielilor descentralizate la nivelul comunelor, oraselor, municipiilor, sectoarelor si Municipiului Bucuresti	110202	22,196,200	23,895,000	23,706,229		23,706,229	23,706,229		
Sume defalcate din taxa pe valoarea adaugata pentru drumuri	110205	6,000	12,000	12,000		12,000	12,000		
Sume defalcate din taxa pe valoarea adaugata pentru echilibrarea bugetelor locale	110206		5,000,000	5,000,000		5,000,000	5,000,000		
Sume defalcate din taxa pe valoare adaugata pentru finantarea invatamantului particular sau confesional acreditat	110209	649,000	639,000	598,404		598,404	598,404		
Alte impozite si taxe generale pe bunuri si servicii (cod 12.02.07)	1202			56,268	55,011	1,257	1,213		55,055
Taxe hoteliere	120207			56,268	55,011	1,257	1,213		55,055
Taxe pe servicii specifice (cod 15.02.01+15.02.50)	1502	1,000	1,000	3,386	1,614	1,772	2,726		660
Impozit pe spectacole	150201	1,000	1,000	3,386	1,614	1,772	2,726		660
Taxe pe utilizarea bunurilor, autorizarea utilizarii bunurilor sau pe desfasurarea de activitati (cod 16.02.02+16.02.03+16.02.50)	1602	7,476,000	8,994,000	13,600,653	3,820,114	9,780,539	10,128,185		3,472,468
Impozit pe mijloacele de transport (cod 16.02.02.01+16.02.02.02)	160202	5,722,000	6,487,000	10,683,876	3,784,187	6,899,689	7,223,047		3,460,829
Impozit pe mijloacele de transport detinute de persoane fizice	16020201	4,002,000	4,377,000	6,928,965	1,982,035	4,946,930	4,856,795		2,072,170
Impozit pe mijloacele de transport detinute de persoane juridice	16020202	1,720,000	2,110,000	3,754,911	1,802,152	1,952,759	2,366,252		1,388,659
Taxe si tarife pentru eliberarea de licente si autorizatii de functionare	160203	37,000	37,000	39,901		39,901	39,901		
Alte taxe pe utilizarea bunurilor, autorizarea utilizarii bunurilor sau pe desfasurarea de activitati	160250	1,717,000	2,470,000	2,876,876	35,927	2,840,949	2,865,237		11,639
A6. ALTE IMPOZITE SI TAXE FISCALE (cod 18.02)	0011	178,000	186,500	280,947	62,178	218,769	230,816		50,131
Alte impozite si taxe fiscale (cod 18.02.50)	1802	178,000	186,500	280,947	62,178	218,769	230,816		50,131

A	B	1	2	3=4+5	4	5	6	7	8=3-6-7
Alte impozite si taxe	180250	178,000	186,500	280,947	62,176	218,769	230,816		50,131
C. VENITURI NEFISCALE (cod 00.13+00.14)	0012	11,592,890	11,901,760	22,440,845	8,435,900	14,004,945	12,371,127		10,069,718
C1. VENITURI DIN PROPRIETATE (cod 30.02+31.02)	0013	5,904,000	6,302,160	6,762,196	443,424	6,318,772	6,262,005		500,191
Venituri din proprietate (cod 30.02.01+30.02.05+30.02.08+30.02.50)	3002	5,904,000	6,302,160	6,762,196	443,424	6,318,772	6,262,005		500,191
Venituri din concesiuni si inchirieri (cod 30.02.05.30)	300205	5,594,000	5,967,160	6,427,235	443,424	5,983,811	5,927,044		500,191
Alte venituri din concesiuni si inchirieri de catre institutiile publice	30020530	5,594,000	5,967,160	6,427,235	443,424	5,983,811	5,927,044		500,191
Venituri din dividende (cod 30.02.08.02+30.02.08.03)	300208	310,000	335,000	334,961		334,961	334,961		
Venituri din dividende de la alti platitori	30020802	310,000	335,000	334,961		334,961	334,961		
C2. VANZARI DE BUNURI SI SERVICII (cod 33.02+34.02+35.02+36.02+37.02)	0014	5,688,890	5,599,600	15,678,649	7,992,476	7,686,173	6,109,122		9,569,527
Venituri din prestari de servicii si alte activitati (cod 33.02.08+33.02.10+33.02.12+33.02.24+33.02.27+33.02.28+33.02.33+33.02.50)	3302	851,000	920,300	1,223,240	47,336	1,175,904	1,100,973		122,267
Contributia parintilor sau sustinatorilor legali pentru intretinerea copiilor in crese	330210	46,000	115,300	131,421		131,421	131,421		
Contributia persoanelor beneficiare ale cantinelor de ajutor social	330212	22,000	22,000	21,602		21,602	21,602		
Venituri din recuperarea cheltuielilor de judecata, imputatii si despagubiri	330228	2,000	2,000	126,269	47,336	78,933	4,002		122,267
Alte venituri din prestari de servicii si alte activitati	330250	781,000	781,000	943,948		943,948	943,948		
Venituri din taxe administrative, eliberari permise (cod 34.02.02+34.02.50)	3402	64,000	64,000	68,731		68,731	68,731		
Taxe extrajudiciare de timbru	340202	2,000	2,000	1,485		1,485	1,485		
Alte venituri din taxe administrative, eliberari permise	340250	62,000	62,000	67,246		67,246	67,246		
Amenzi, penalitati si confiscari (cod 35.02.01 la 35.02.03+35.02.50)	3502	2,427,000	2,427,000	9,508,708	6,587,926	2,920,782	2,869,489		6,639,219
Venituri din amenzi si alte sanctiuni aplicate potrivit dispozitiilor legale (cod 35.02.01.02)	350201	2,427,000	2,427,000	9,508,708	6,587,926	2,920,782	2,869,489		6,639,219
Venituri din amenzi si alte sanctiuni aplicate de catre alte institutii de specialitate	35020102	2,427,000	2,427,000	9,508,708	6,587,926	2,920,782	2,869,489		6,639,219
Diverse venituri (cod 36.02.01+36.02.05+36.02.06+36.02.07+36.02.11+36.02.14+36.02.22+36.02.23+36.02.31+36.02.32+36.02.47+36.02.50)	3602	1,899,000	1,899,000	4,588,677	1,357,214	3,231,463	1,780,636		2,808,041
Taxe speciale	360206	1,899,000	1,899,000	4,555,000	1,357,214	3,197,786	1,746,959		2,808,041
Alte venituri pentru finantarea sectiunii de dezvoltare	360247			1,485		1,485	1,485		

A	B	1	2	3=4+5	4	5	6	7	8=3-6-7
Alte venituri	360250			32,192		32,192	32,192		
Transferuri voluntare, altele decat subventiile (cod 37.02.01+37.02.03 la 37.02.05+37.02.50)	3702	447,890	289,300	289,293		289,293	289,293		
Donatii si sponsorizari	370201	447,890	289,300	289,293		289,293	289,293		
Varsaminte din sectiunea de functionare pentru finantarea sectiunii de dezvoltare a bugetului local (cu semnul minus)	370203	-10,339,850	-13,744,400	-13,350,000		-13,350,000	-13,350,000		
Varsaminte din sectiunea de functionare	370204	10,339,850	13,744,400	13,350,000		13,350,000	13,350,000		
II. VENITURI DIN CAPITAL (cod 39.02)	0015		49,280	53,938	166	53,772	53,820		118
Venituri din valorificarea unor bunuri (cod 39.02.01+39.02.03+39.02.04+ 39.02.07+39.02.10)	3902		49,280	53,938	166	53,772	53,820		118
Venituri din valorificarea unor bunuri ale institutiilor publice	390201		18,000	22,661	40	22,621	22,621		40
Venituri din vanzarea locuintelor construite din fondurile statului	390203			135	126	9	57		78
Venituri din vanzarea unor bunuri apartinand domeniului privat al statului sau al unitatilor administrativ-teritoriale	390207		31,280	31,142		31,142	31,142		
IV. SUBVENTII (cod 00.18)	0017	17,773,060	13,109,470	14,438,786	9,835,819	4,602,967	11,399,004	1,967,824	1,071,958
SUBVENTII DE LA ALTE NIVELE ALE ADMINISTRATIEI PUBLICE (cod 42.02+43.02)	0018	17,773,060	13,109,470	14,438,786	9,835,819	4,602,967	11,399,004	1,967,824	1,071,958
Subventii de la bugetul de stat (cod 42.02.01+42.02.05+ 42.02.10+42.02.12 la 42.02.18 la 42.02.21+42.02.28+ 42.02.29+42.02.32 la 42.02.36+42.02.40 la 42.02.42 la 42.02.45+42.02.51+42.02.52+ 42.02.54+42.02.55+ 42.02.62+42.02.65+ 42.02.66+42.02.67+42.02.69)	4202	17,543,060	12,879,470	14,219,925	9,616,958	4,602,967	11,182,955	1,965,012	1,071,958
Subventii pentru acordarea ajutorului pentru incalzirea locuintei cu lemne, carbuni, combustibili petrolieri	420234		97,600	84,840		84,840	84,840		
Subventii din bugetul de stat pentru finantarea sanatatii	420241	5,193,310	5,193,310	4,279,315		4,279,315	4,073,418		205,897
Sume primite de administratiile locale in cadrul programelor FEAGA implementate de APIA	420242		238,810	238,812		238,812	238,812		
Subventii de la bugetul de stat catre bugetele locale necesare sustinerii derularii proiectelor finantate din fonduri externe nerambursabile (FEN) postaderare, aferente perioadei de programare 2014 - 2020	420269	12,349,750	7,349,750	9,616,958	9,616,958		6,785,885	1,965,012	866,061
Subventii de la alte administratii (cod. 43.02.01+43.02.04+43.02.07+43.02.08+43.02.20+ 43.02.21+43.02.23 +43.02.24 + 43.02.28 la 43.02.31+43.02.34)	4302	230,000	230,000	218,861	218,861		216,049	2,812	
Sume alocate din bugetul AFIR, pentru sustinerea proiectelor	430231	230,000	230,000	218,861	218,861		216,049	2,812	


A	B	1	2	3=4+5	4	5	6	7	8=3-6-7
din PNDR 2014 - 2020									
Sume primite de la UE/alti donatori în contul platilor efectuate si prefinantari aferente cadrului financiar 2014-2020 (cod 48.02.01 la 48.02.05+48.02.11+48.02.12+48.02.15+48.02.19)	4802	69,683,570	41,818,570	60,563,184	26,824,794	33,738,390	42,502,185	12,404,431	5,656,568
Fondul European de Dezvoltare Regionala (FEDR) (cod 48.02.01.01 la 48.02.01.03)	480201	67,736,310	39,746,570	57,808,653	26,311,041	31,497,612	40,354,128	11,890,678	5,563,847
Sume primite în contul platilor efectuate în anul curent	48020101	8,318,160	5,318,160	24,334,873	24,334,873		7,956,165	11,243,406	5,135,302
Sume primite în contul platilor efectuate în anii anteriori	48020102	3,500,000	1,375,260	1,697,577	1,697,577		621,760	647,272	428,545
Prefinantare	48020103	55,918,150	33,053,150	31,776,203	278,591	31,497,612	31,776,203		
Fondul Social European (FSE) (cod 48.02.02.01 la 48.02.02.03)	480202	1,427,260	1,552,000	1,733,626		1,733,626	1,640,905		92,721
Sume primite în contul platilor efectuate în anul curent	48020201	1,002,310	645,000	737,412		737,412	644,691		92,721
Prefinantare	48020203	424,950	907,000	996,214		996,214	996,214		
Fondul European Agricol de Dezvoltare (FEADR) (cod 48.02.04.01 la 48.02.04.03)	480204	520,000	520,000	1,020,905	513,753	507,152	507,152	513,753	
Sume primite în contul platilor efectuate în anul curent	48020401	520,000	520,000	507,152		507,152	507,152		
Prefinantare	48020403			513,753	513,753			513,753	
VENITURILE SECTIUNII DE FUNCTIONARE (cod 00.02+00.16+00.17) - TOTAL	000102	128,939,550	142,846,210	167,961,658	24,093,877	143,867,781	143,227,583		24,734,075
VENITURI PROPRII (00.02-11.02-37.02+00.16)	4990	110,787,000	121,225,590	147,102,765	24,093,877	123,008,888	122,574,587		24,528,178
I. VENITURI CURENTE (cod 00.03+00.12)	0002	123,746,240	137,316,490	163,358,691	24,093,877	139,264,814	138,830,513		24,528,178
A. VENITURI FISCALE (cod 00.04+06.02+00.09+00.10+00.11)	0003	122,493,200	139,159,130	154,269,331	15,657,977	138,611,354	139,810,871		14,458,460
A1. IMPOZIT PE VENIT, PROFIT SI CASTIGURI DIN CAPITAL (cod 00.05+00.06+00.07)	0004	73,792,000	81,014,110	79,771,577		79,771,577	79,771,577		
A1.2. IMPOZIT PE VENIT, PROFIT SI CASTIGURI DIN CAPITAL DE LA PERSOANE FIZICE(cod 03.02+04.02)	0006	73,792,000	81,014,110	79,771,577		79,771,577	79,771,577		
Impozit pe venit (cod 03.02.17+ 03.02.18)	0302	76,000	226,350	400,652		400,652	400,652		
Impozitul pe veniturile din transferul proprietatilor imobiliare din patrimoniul personal	030218	76,000	226,350	400,652		400,652	400,652		
Cote si sume defalcate din impozitul pe venit (cod 04.02.01+04.02.04)	0402	73,716,000	80,787,760	79,370,925		79,370,925	79,370,925		
Cote defalcate din impozitul pe venit	040201	72,116,000	79,159,000	77,742,165		77,742,165	77,742,165		
Sume repartizate din Fondul la dispozitia Consiliului Judetean	040205	1,600,000	1,628,760	1,628,760		1,628,760	1,628,760		
A3. IMPOZITE SI TAXE PE PROPRIETATE (cod 07.02)	0009	18,195,000	19,417,520	31,239,867	11,719,060	19,520,807	20,359,721		10,880,146
Impozite si taxe pe proprietate (cod 07.02.01 la 07.02.03+07.02.50)	0702	18,195,000	19,417,520	31,239,867	11,719,060	19,520,807	20,359,721		10,880,146

A	B	1	2	3=4+5	4	5	6	7	8=3-6-7
Impozit si taxa pe cladiri (cod 07.02.01.01+07.02.01.02)	070201	14,100,000	15,074,000	25,130,725	9,958,059	15,172,666	15,636,129		9,494,596
Impozit pe cladiri de la persoane fizice	07020101	4,500,000	4,806,000	6,321,255	1,205,131	5,116,124	5,240,432		1,080,823
Impozit si taxa pe cladiri de la persoane juridice	07020102	9,600,000	10,268,000	18,809,470	8,752,928	10,056,542	10,395,697		8,413,773
Impozit si taxa pe teren (cod 07.02.02.01 la 07.02.02.03)	070202	2,951,000	3,199,520	4,563,388	1,405,031	3,158,357	3,532,987		1,030,401
Impozit pe terenuri de la persoane fizice	07020201	1,114,000	1,139,000	1,700,463	382,767	1,317,696	1,335,422		365,041
Impozit si taxa pe teren de la persoane juridice	07020202	1,570,000	1,793,520	2,427,776	881,954	1,545,822	1,884,935		542,841
Impozitul pe terenul extravilan*)+Restante anii anteriori din impozitul pe terenul agricol-	07020203	267,000	267,000	435,149	140,310	294,839	312,630		122,519
Taxe judiciare de timbru si alte taxe de timbru	070203	1,144,000	1,144,000	1,545,754	355,970	1,189,784	1,190,605		355,149
A4. IMPOZITE SI TAXE PE BUNURI SI SERVICII (cod 11.02+12.02+15.02+16.02)	0010	30,328,200	38,541,000	42,976,940	3,876,739	39,100,201	39,448,757		3,528,183
Sume defalcate din TVA (cod 11.02.01+11.02.02+11.02.05+11.02.06+11.02.09)	1102	22,851,200	29,546,000	29,316,633		29,316,633	29,316,633		
Sume defalcate din taxa pe valoarea adaugata pentru finantarea cheltuielilor descentralizate la nivelul comunelor, oraselor, municipiilor, sectoarelor si Municipiului Bucuresti	110202	22,196,200	23,895,000	23,706,229		23,706,229	23,706,229		
Sume defalcate din taxa pe valoarea adaugata pentru drumuri	110205	6,000	12,000	12,000		12,000	12,000		
Sume defalcate din taxa pe valoarea adaugata pentru echilibrarea bugetelor locale	110206		5,000,000	5,000,000		5,000,000	5,000,000		
Sume defalcate din taxa pe valoare adaugata pentru finantarea invatamantului particular sau confesional acreditat	110209	649,000	639,000	598,404		598,404	598,404		
Alte impozite si taxe generale pe bunuri si servicii (cod 12.02.07)	1202			56,268	55,011	1,257	1,213		55,055
Taxe hoteliere	120207			56,268	55,011	1,257	1,213		55,055
Taxe pe servicii specifice (cod 15.02.01+15.02.50)	1502	1,000	1,000	3,386	1,614	1,772	2,726		660
Impozit pe spectacole	150201	1,000	1,000	3,386	1,614	1,772	2,726		660
Taxe pe utilizarea bunurilor, autorizarea utilizarii bunurilor sau pe desfasurarea de activitati (cod 16.02.02+16.02.03+16.02.50)	1602	7,476,000	8,994,000	13,600,653	3,820,114	9,780,539	10,128,185		3,472,468
Impozit pe mijloacele de transport (cod 16.02.02.01+16.02.02.02)	160202	5,722,000	6,487,000	10,683,876	3,784,187	6,899,689	7,223,047		3,460,829
Impozit pe mijloacele de transport detinute de persoane fizice	16020201	4,002,000	4,377,000	6,928,965	1,982,035	4,946,930	4,856,795		2,072,170
Impozit pe mijloacele de transport detinute de persoane juridice	16020202	1,720,000	2,110,000	3,754,911	1,802,152	1,952,759	2,366,252		1,388,659
Taxe si tarife pentru eliberarea de licente si autorizatii de functionare	160203	37,000	37,000	39,901		39,901	39,901		

A	B	1	2	3=4+5	4	5	6	7	8=3-6-7
Alte taxe pe utilizarea bunurilor, autorizarea utilizării bunurilor sau pe desfasurarea de activitati	160250	1,717,000	2,470,000	2,876,876	35,927	2,840,949	2,865,237		11,639
A6. ALTE IMPOZITE SI TAXE FISCALE (cod 18.02)	0011	178,000	186,500	280,947	62,178	218,769	230,816		50,131
Alte impozite si taxe fiscale (cod 18.02.50)	1802	178,000	186,500	280,947	62,178	218,769	230,816		50,131
Alte impozite si taxe	180250	178,000	186,500	280,947	62,178	218,769	230,816		50,131
C. VENITURI NEFISCALE (cod 00.13+00.14)	0012	1,253,040	-1,842,640	9,089,360	8,435,900	653,460	-980,358		10,069,718
C1. VENITURI DIN PROPRIETATE (cod 30.02+31.02)	0013	5,904,000	6,302,160	6,762,196	443,424	6,318,772	6,262,005		500,191
Venituri din proprietate (cod 30.02.01+30.02.05+30.02.08+30.02.50)	3002	5,904,000	6,302,160	6,762,196	443,424	6,318,772	6,262,005		500,191
Venituri din concesiuni si inchirieri (cod 30.02.05.30)	300205	5,594,000	5,967,160	6,427,235	443,424	5,983,811	5,927,044		500,191
Alte venituri din concesiuni si inchirieri de catre institutiile publice	30020530	5,594,000	5,967,160	6,427,235	443,424	5,983,811	5,927,044		500,191
Venituri din dividende (cod 30.02.08.02+30.02.08.03)	300208	310,000	335,000	334,961		334,961	334,961		
Venituri din dividende de la alti platitori	30020802	310,000	335,000	334,961		334,961	334,961		
C2. VANZARI DE BUNURI SI SERVICII (cod 33.02+34.02+35.02+36.02+37.02)	0014	-4,650,960	-8,144,800	2,327,164	7,992,476	-5,665,312	-7,242,363		9,569,527
Venituri din prestari de servicii si alte activitati (cod 33.02.08+33.02.10+33.02.12+33.02.24+33.02.27+33.02.28+33.02.33+33.02.50)	3302	851,000	920,300	1,223,240	47,336	1,175,904	1,100,973		122,267
Contributia parintilor sau sustinatorilor legali pentru intretinerea copiilor in crese	330210	46,000	115,300	131,421		131,421	131,421		
Contributia persoanelor beneficiare ale cantinelor de ajutor social	330212	22,000	22,000	21,602		21,602	21,602		
Venituri din recuperarea cheltuielilor de judecata, imputatii si despagubiri	330228	2,000	2,000	126,269	47,336	78,933	4,002		122,267
Alte venituri din prestari de servicii si alte activitati	330250	781,000	781,000	943,948		943,948	943,948		
Venituri din taxe administrative, eliberari permise (cod 34.02.02+34.02.50)	3402	64,000	64,000	68,731		68,731	68,731		
Taxe extrajudiciare de timbru	340202	2,000	2,000	1,485		1,485	1,485		
Alte venituri din taxe administrative, eliberari permise	340250	62,000	62,000	67,246		67,246	67,246		
Amenzi, penalitati si confiscari (cod 35.02.01 la 35.02.03+35.02.50)	3502	2,427,000	2,427,000	9,508,708	6,587,926	2,920,782	2,869,489		6,639,219
Venituri din amenzi si alte sanctiuni aplicate potrivit dispozitiilor legale (cod 35.02.01.02)	350201	2,427,000	2,427,000	9,508,708	6,587,926	2,920,782	2,869,489		6,639,219
Venituri din amenzi si alte sanctiuni aplicate de catre alte institutii de specialitate	35020102	2,427,000	2,427,000	9,508,708	6,587,926	2,920,782	2,869,489		6,639,219
Diverse venituri (cod 3602)	3602	1,899,000	1,899,000	4,587,192	1,357,214	3,229,978	1,779,151		2,808,041

A	B	1	2	3=4+5	4	5	6	7	8=3-6-7
36.02.01+36.02.05+36.02.06+36.02.11+36.02.14+36.02.32+36.02.50)									
Taxe speciale	360206	1,899,000	1,899,000	4,555,000	1,357,214	3,197,786	1,746,959		2,808,041
Alte venituri	360250			32,192		32,192	32,192		
Transferuri voluntare, altele decat subventiile (cod 37.02.01+37.02.03+37.02.50)	3702	-9,891,960	-13,455,100	-13,060,707		-13,060,707	-13,060,707		
Donatii si sponsorizari	370201	447,890	289,300	289,293		289,293	289,293		
Varsaminte din sectiunea de functionare pentru finantarea sectiunii de dezvoltare a bugetului local (cu semnul minus)	370203	-10,339,850	-13,744,400	-13,350,000		-13,350,000	-13,350,000		
IV. SUBVENTII (cod 00.18)	0017	5,193,310	5,529,720	4,602,967		4,602,967	4,397,070		205,897
SUBVENTII DE LA ALTE NIVELE ALE ADMINISTRATIEI PUBLICE (cod 42.02+43.02)	0018	5,193,310	5,529,720	4,602,967		4,602,967	4,397,070		205,897
Subventii de la bugetul de stat (cod 42.02.21+42.02.28+42.02.32 la 42.02.36+ 42.02.41+ 42.02.42+42.02.44+42.02.45+ 42.02.51+ 42.02.54+42.02.66)	4202	5,193,310	5,529,720	4,602,967		4,602,967	4,397,070		205,897
Subventii pentru acordarea ajutorului pentru incalzirea locuintei cu lemne, carbuni, combustibili petrolieri	420234		97,600	84,840		84,840	84,840		
Subventii din bugetul de stat pentru finantarea sanatatii	420241	5,193,310	5,193,310	4,279,315		4,279,315	4,073,418		205,897
Sume primite de administratiile locale in cadrul programelor FEGA implementate de APIA	420242		238,810	238,812		238,812	238,812		
VENITURILE SECTIUNII DE DEZVOLTARE (00.02+00.15+00.16+00.17+45.02+48.02) - TOTAL	000102	92,603,170	63,192,000	83,804,426	36,660,779	47,143,647	62,909,424	14,372,255	6,522,747
VENITURI PROPRII (cod 00.02-11.02-37.02+00.15+00.16)	4990		49,280	55,423	166	55,257	55,305		118
VENITURI CURENTE (cod 00.03+00.12)	0002	10,339,850	13,744,400	13,351,485		13,351,485	13,351,485		
C. VENITURI NEFISCALE (cod 00.14)	0012	10,339,850	13,744,400	13,351,485		13,351,485	13,351,485		
C2. VANZARI DE BUNURI SI SERVICII (cod 36.02+37.02)	0014	10,339,850	13,744,400	13,351,485		13,351,485	13,351,485		
Diverse venituri (cod 36.02.07+36.02.22+36.02.23+36.02.31+36.02.32)	3602			1,485		1,485	1,485		
Alte venituri pentru finantarea sectiunii de dezvoltare	360247			1,485		1,485	1,485		
Transferuri voluntare, altele decat subventiile (cod 37.02.04+37.02.05)	3702	10,339,850	13,744,400	13,350,000		13,350,000	13,350,000		
Varsaminte din sectiunea de functionare	370204	10,339,850	13,744,400	13,350,000		13,350,000	13,350,000		
II. VENITURI DIN CAPITAL (cod 39.02)	0015		49,280	53,938	166	53,772	53,820		118
Venituri din valorificarea unor bunuri (cod 39.02.01+39.02.03+39.02.04+39.02.07+39.02.10)	3902		49,280	53,938	166	53,772	53,820		118
Venituri din valorificarea unor bunuri ale institutiilor publice	390201		18,000	22,661	40	22,621	22,621		40
Venituri din vanzarea locuintelor construite din fondurile	390203			135	126	9	57		78

A	B	1	2	3=4+5	4	5	6	7	8=3-6-7
statului									
Venituri din vanzarea unor bunuri apartinand domeniului privat al statului sau al unitatilor administrativ-teritoriale	390207		31,280	31,142		31,142	31,142		
IV. SUBVENTII (cod 00.18)	0017	12,579,750	7,579,750	9,835,819	9,835,819		7,001,934	1,967,824	866,061
SUBVENTII DE LA ALTE NIVELE ALE ADMINISTRATIEI PUBLICE (cod 42.02+43.02)	0018	12,579,750	7,579,750	9,835,819	9,835,819		7,001,934	1,967,824	866,061
Subventii de la bugetul de stat (cod 42.02.01+42.02.05+42.02.10+42.02.12 la 42.02.18+42.02.20+ 42.02.29+42.02.40+42.02.51+42.02.52+42.02.55+ 42.02.62+42.02.65+ 42.02.67+42.02.69)	4202	12,349,750	7,349,750	9,616,958	9,616,958		6,785,885	1,965,012	866,061
Subventii de la bugetul de stat catre bugetele locale necesare sustinerii derularii proiectelor finantate din fonduri externe nerambursabile (FEN) postaderare, aferente perioadei de programare 2014 - 2020	420269	12,349,750	7,349,750	9,616,958	9,616,958		6,785,885	1,965,012	866,061
Subventii de la alte administratii (cod 43.02.28+43.02.29+43.02.31)	4302	230,000	230,000	218,861	218,861		216,049	2,812	
Sume alocate din bugetul AFIR, pentru sustinerea proiectelor din PNDR 2014 - 2020	430231	230,000	230,000	218,861	218,861		216,049	2,812	
Sume primite de la UE/alti donatori in contul platilor efectuate si prefinantari aferente cadrului financiar 2014-2020 (cod 48.02.01 la 48.02.05+48.02.11+48.02.12+48.02.15+48.02.19)	4802	69,683,570	41,818,570	60,563,184	26,824,794	33,738,390	42,502,185	12,404,431	5,656,568
Fondul European de Dezvoltare Regionala (FEDR) (cod 48.02.01.01 la 48.02.01.03)	480201	67,736,310	39,746,570	57,808,653	26,311,041	31,497,612	40,354,128	11,890,678	5,563,847
Sume primite in contul platilor efectuate in anul curent	48020101	8,318,160	5,318,160	24,334,873	24,334,873		7,956,165	11,243,406	5,135,302
Sume primite in contul platilor efectuate in anii anteriori	48020102	3,500,000	1,375,260	1,697,577	1,697,577		621,760	647,272	428,545
Prefinantare	48020103	55,918,150	33,053,150	31,776,203	278,591	31,497,612	31,776,203		
Fondul Social European (FSE) (cod 48.02.02.01 la 48.02.02.03)	480202	1,427,260	1,552,000	1,733,626		1,733,626	1,640,905		92,721
Sume primite in contul platilor efectuate in anul curent	48020201	1,002,310	645,000	737,412		737,412	644,691		92,721
Prefinantare	48020203	424,950	907,000	996,214		996,214	996,214		
Fondul European Agricol de Dezvoltare (FEADR) (cod 48.02.04.01 la 48.02.04.03)	480204	520,000	520,000	1,020,905	513,753	507,152	507,152	513,753	
Sume primite in contul platilor efectuate in anul curent	48020401	520,000	520,000	507,152		507,152	507,152		
Prefinantare	48020403			513,753	513,753			513,753	



DIRECTOR ECONOMIC

CONTUL DE EXECUTIE A BUGETULUI LOCAL- CHELTUIELI

la data de 31.12.2021

Cod 21

-lei-

Denumirea indicatorilor *)	Cod indicator	Credite de angajament		Credite bugetare		Angajamente bugetare	Angajamente legale	Plati efectuate	Angajamente legale de platit	Cheltuieli efective
		Initiale	Definitive	Initiale	Definitive					
A	B	1	2	3	4	5	6	7	8=6-7	9
TOTAL CHELTUIELI (cod 50.02+59.02+63.02+70.02+74.02+79.02)	4902	120,096,290	90,425,330	249,035,840	233,531,330	233,446,330	202,922,928	202,922,928		165,342,716
Partea I-a SERVICII PUBLICE GENERALE (cod 51.02+54.02+55.02+56.02)	5002	3,466,330	3,442,080	34,875,140	33,463,440	33,378,440	29,250,734	29,250,734		29,364,136
Autoritati publice si actiuni externe (cod 51.02.01)	5102	3,366,330	3,342,080	27,860,950	27,982,250	27,982,250	25,244,039	25,244,039		25,335,277
Autoritati executive si legislative (cod 51.02.01.03)	510201	3,366,330	3,342,080	27,860,950	27,982,250	27,982,250	25,244,039	25,244,039		25,335,277
Autoritati executive	51020103	3,366,330	3,342,080	27,860,950	27,982,250	27,982,250	25,244,039	25,244,039		25,335,277
Alte servicii publice generale (cod 54.02.05 la 54.02.07+54.02.10+54.02.50)	5402	100,000	100,000	3,580,350	2,915,350	2,830,350	2,467,994	2,467,994		2,488,590
Fond de rezerva bugetara la dispozitia autoritatilor locale	540205			750,000	85,000					
Servicii publice comunitare de evidenta a persoanelor	540210			1,491,650	1,491,650	1,491,650	1,323,528	1,323,528		1,304,056
Alte servicii publice generale	540250	100,000	100,000	1,338,700	1,338,700	1,338,700	1,144,466	1,144,466		1,184,534
Tranzactii privind datoria publica si imprumuturi	5502			3,433,840	2,565,840	2,565,840	1,538,701	1,538,701		1,540,269
Partea a II-a APARARE, ORDINE PUBLICA SI SIGURANTA NATIONALA (60.02+61.02)	5902	38,150	8,450	5,551,370	5,700,370	5,700,370	5,298,024	5,298,024		5,112,637
Ordine publica si siguranta nationala (cod 61.02.03 +61.02.05+61.02.50)	6102	38,150	8,450	5,551,370	5,700,370	5,700,370	5,298,024	5,298,024		5,112,637
Ordine publica (cod 61.02.03.04)	610203	38,150	8,450	5,261,370	5,233,370	5,233,370	5,022,957	5,022,957		5,000,429
Politie locala	61020304	38,150	8,450	5,261,370	5,233,370	5,233,370	5,022,957	5,022,957		5,000,429
Protectie civila si protectia contra incendiilor (protectie civila nonmilitara)	610205			290,000	467,000	467,000	275,067	275,067		112,208
Partea a III-a CHELTUIELI SOCIAL-CULTURALE(cod	6302	15,810,740	13,504,790	71,847,140	76,773,850	76,773,850	69,892,170	69,892,170		77,439,938

A	B	1	2	3	4	5	6	7	8=6-7	9
65.02+66.02+67.02+68.02)										
Invatamant (cod 65.02.03 la 65.02.05+65.02.07+65.02.11+65.02.12+65.02.50)	6502	13,565,870	10,911,010	24,941,870	24,800,210	24,800,210	21,540,948	21,540,948		29,832,895
Invatamant prescolar si primar (cod 65.02.03.01+65.02.03.02)	650203		465,940	2,098,480	2,705,080	2,705,080	2,557,787	2,557,787		2,360,642
Invatamant prescolar	65020301		465,940	2,098,480	2,705,080	2,705,080	2,557,787	2,557,787		2,360,642
Invatamant secundar (cod 65.02.04.01 la 65.02.04.03)	650204	733,000	1,424,750	8,541,520	12,055,970	12,055,970	11,362,584	11,362,584		11,637,018
Invatamant secundar inferior	65020401	383,000	697,550	3,448,220	4,547,370	4,547,370	4,370,201	4,370,201		4,248,058
Invatamant secundar superior	65020402	350,000	727,200	5,093,300	7,508,600	7,508,600	6,992,383	6,992,383		7,388,960
Invatamant postliceal	650205			66,000	66,000	66,000	65,942	65,942		77,331
Servicii educationale complementare (cod 65.02.12.01)	650212			335,000	127,340	127,340	127,334	127,334		161,332
Scoala dupa scoala	65021201			335,000	127,340	127,340	127,334	127,334		161,332
Alte cheltuieli in domeniul invatamantului	650250	12,832,870	9,020,320	13,900,870	9,845,820	9,845,820	7,427,301	7,427,301		15,596,572
Sanatate (cod 66.02.06+66.02.08+66.02.50)	6602			5,391,850	5,425,850	5,425,850	4,291,767	4,291,767		4,384,730
Servicii de sanatate publica	660208			3,676,850	3,710,850	3,710,850	2,576,767	2,576,767		2,505,483
Alte cheltuieli in domeniul sanatatii (cod 66.02.50.50)	660250			1,715,000	1,715,000	1,715,000	1,715,000	1,715,000		1,879,247
Alte institutii si actiuni sanitare	66025050			1,715,000	1,715,000	1,715,000	1,715,000	1,715,000		1,879,247
Cultura, recreere si religie (cod 67.02.03+67.02.05+67.02.06+67.02.50)	6702	1,437,820	2,130,820	15,907,410	20,613,080	20,613,080	19,156,962	19,156,962		19,021,857
Servicii culturale (cod 67.02.03.02 la 67.02.03.08+67.02.03.12+67.02.03.30)	670203			3,519,830	3,540,430	3,540,430	3,035,512	3,035,512		3,035,512
Case de cultura	67020306			3,519,830	3,540,430	3,540,430	3,035,512	3,035,512		3,035,512
Servicii recreative si sportive (cod 67.02.05.01 la 67.02.05.03)	670205	535,000	1,315,300	11,384,760	16,057,130	16,057,130	15,817,493	15,817,493		15,491,726
Sport	67020501	535,000	925,300	5,984,760	8,325,060	8,325,060	8,085,995	8,085,995		7,757,661
Intretinere gradini publice, parcuri, zone verzi, baze sportive si de agrement	67020503		390,000	5,400,000	7,732,070	7,732,070	7,731,498	7,731,498		7,734,065
Alte servicii in domeniile culturii, recreerii si religiei	670250	902,820	815,520	1,002,820	1,015,520	1,015,520	303,957	303,957		494,619
Asigurari si asistenta sociala (cod 68.02.04 la 68.02.06+68.02.10+68.02.11+68.02.12+68.02.15+68.02.50)	6802	807,050	462,960	25,606,010	25,934,710	25,934,710	24,902,493	24,902,493		24,200,456
Asistenta sociala in caz de boli si invaliditati (cod 68.02.05.02)	680205			14,230,000	14,841,000	14,841,000	14,537,678	14,537,678		13,809,091
Asistenta sociala in caz de invaliditate	68020502			14,230,000	14,841,000	14,841,000	14,537,678	14,537,678		13,809,091
Ajutoare pentru locuinte	680210				97,600	97,600	84,840	84,840		84,840
Crese	680211			1,565,000	1,644,300	1,644,300	1,630,872	1,630,872		1,707,629
Prevenirea excluderii sociale (cod 68.02.15.01+68.02.15.02)	680215			23,200						

A	B	1	2	3	4	5	6	7	8=6-7	9
Ajutor social	68021501			23,200						
Alte cheltuieli în domeniul asigurărilor și asistenței sociale (cod 68.02.50.50)	680250	807,050	462,960	9,787,810	9,351,810	9,351,810	8,649,103	8,649,103		8,598,896
Alte cheltuieli în domeniul asistenței sociale	68025050	807,050	462,960	9,787,810	9,351,810	9,351,810	8,649,103	8,649,103		8,598,896
Partea a IV-a SERVICII SI DEZVOLTARE PUBLICA, LOCUINTE, MEDIU SI APE (cod 70.02+74.02)	6902	49,857,890	28,176,800	67,370,010	48,732,680	48,732,680	42,424,175	42,424,175		19,195,261
Locuinte, servicii și dezvoltare publică (cod 70.02.03+70.02.05 la 70.02.07+70.02.50)	7002	49,837,890	27,848,640	60,067,890	38,922,400	38,922,400	32,689,652	32,689,652		9,724,689
Locuinte (cod 70.02.03.01+70.02.03.30)	700203	8,040,430	8,040,430	8,040,430	8,040,430	8,040,430	3,544,848	3,544,848		920,708
Alte cheltuieli în domeniul locuințelor	70020330	8,040,430	8,040,430	8,040,430	8,040,430	8,040,430	3,544,848	3,544,848		920,708
Iluminat public și electrificări rurale	700206	30,381,270	10,978,330	32,634,270	13,260,090	13,260,090	12,825,045	12,825,045		2,651,778
Alte servicii în domeniul locuințelor, serviciilor și dezvoltării comunale	700250	11,416,190	8,829,880	19,393,190	17,621,880	17,621,880	16,319,759	16,319,759		6,152,203
Protecția mediului (cod 74.02.03+74.02.05+74.02.06+74.02.50)	7402	20,000	328,160	7,302,120	9,810,280	9,810,280	9,734,523	9,734,523		9,470,572
Salubritate și gestiunea deșeurilor (cod 74.02.05.01+74.02.05.02)	740205	20,000	328,160	7,302,120	9,810,280	9,810,280	9,734,523	9,734,523		9,470,572
Salubritate	74020501	20,000	328,160	7,302,120	9,810,280	9,810,280	9,734,523	9,734,523		9,470,572
Partea a V-a ACTIUNI ECONOMICE (80.02+81.02+83.02+84.02+87.02)	7902	50,923,180	45,293,210	69,392,180	68,860,990	68,860,990	56,057,825	56,057,825		34,230,744
Agricultură, silvicultură, piscicultură și vânătoare (cod 83.02.03)	8302		177,000	750,000	970,810	970,810	890,567	890,567		6,566,605
Agricultură (cod 83.02.03.03+83.02.03.07+83.02.03.30)	830203									61,480
Alte cheltuieli în domeniul agriculturii	83020330									61,480
Alte cheltuieli în domeniul agriculturii, silviculturii, pisciculturii și vânătorii	830250		177,000	750,000	970,810	970,810	890,567	890,567		6,505,125
Transporturi (cod 84.02.03+84.02.04+84.02.06+84.02.50)	8402	50,923,180	45,116,210	68,642,180	67,890,180	67,890,180	55,167,258	55,167,258		27,664,139
Transport rutier (cod 84.02.03.01 la 84.02.03.03)	840203	50,923,180	45,116,210	68,642,180	67,890,180	67,890,180	55,167,258	55,167,258		27,664,139
Drumuri și poduri	84020301									1,786,328
Transport în comun	84020302	1,050,000	1,200,630	13,550,000	18,030,630	18,030,630	16,483,438	16,483,438		13,732,075
Străzi	84020303	49,873,180	43,915,580	55,092,180	49,859,550	49,859,550	38,683,820	38,683,820		12,145,736
CHELTUIELILE SECȚIUNII DE FUNCȚIONARE (cod 50.02+59.02+63.02+70.02+74.02+79.02)	4902			128,939,550	142,846,210	142,761,210	132,915,529	132,915,529		124,415,863
Partea I-a SERVICII PUBLICE GENERALE (cod 51.02+54.02+55.02+56.02)	5002			31,408,810	30,021,360	29,936,360	26,669,728	26,669,728		27,017,383
Autorități publice și acțiuni externe (cod 51.02.01)	5102			24,494,620	24,640,170	24,640,170	22,741,033	22,741,033		23,066,524

A	B	1	2	3	4	5	6	7	8=6-7	9
Autoritati executive si legislative (cod 51.02.01.03)	510201			24,494,620	24,640,170	24,640,170	22,741,033	22,741,033		23,066,524
Autoritati executive	51020103			24,494,620	24,640,170	24,640,170	22,741,033	22,741,033		23,066,524
Alte servicii publice generale (cod 54.02.05 la 54.02.07+54.02.10+54.02.50)	5402			3,480,350	2,815,350	2,730,350	2,389,994	2,389,994		2,410,590
Fond de rezerva bugetara la dispozitia autoritatilor locale	540205			750,000	85,000					
Servicii publice comunitare de evidenta a persoanelor	540210			1,491,650	1,491,650	1,491,650	1,323,528	1,323,528		1,304,056
Alte servicii publice generale	540250			1,238,700	1,238,700	1,238,700	1,066,466	1,066,466		1,106,534
Tranzactii privind datoria publica si imprumuturi	5502			3,433,840	2,565,840	2,565,840	1,538,701	1,538,701		1,540,269
Partea a II-a APARARE, ORDINE PUBLICA SI SIGURANTA NATIONALA (60.02+61.02)	5902			5,513,220	5,691,920	5,691,920	5,290,324	5,290,324		5,104,106
Ordine publica si siguranta nationala (cod 61.02.03+61.02.05+61.02.50)	6102			5,513,220	5,691,920	5,691,920	5,290,324	5,290,324		5,104,106
Ordine publica (cod 61.02.03.04)	610203			5,223,220	5,224,920	5,224,920	5,015,257	5,015,257		4,991,898
Politie locala	61020304			5,223,220	5,224,920	5,224,920	5,015,257	5,015,257		4,991,898
Protectie civila si protectia contra incendiilor (protectie civila nonmilitara)	610205			290,000	467,000	467,000	275,067	275,067		112,208
Partea a III-a CHELTUIELI SOCIAL-CULTURALE(cod 65.02+66.02+67.02+68.02)	6302			56,036,400	63,009,270	63,009,270	58,741,466	58,741,466		57,961,867
Invatamant (cod 65.02.03 la 65.02.05+65.02.07+65.02.11+65.02.12+65.02.50)	6502			11,376,000	13,889,200	13,889,200	12,342,285	12,342,285		12,062,530
Invatamant prescolar si primar (cod 65.02.03.01+65.02.03.02)	650203			2,098,480	2,239,140	2,239,140	2,096,130	2,096,130		2,105,131
Invatamant prescolar	65020301			2,098,480	2,239,140	2,239,140	2,096,130	2,096,130		2,105,131
Invatamant secundar (cod 65.02.04.01 la 65.02.04.03)	650204			7,808,520	10,631,220	10,631,220	10,024,937	10,024,937		9,698,715
Invatamant secundar inferior	65020401			3,065,220	3,849,820	3,849,820	3,691,670	3,691,670		3,415,968
Invatamant secundar superior	65020402			4,743,300	6,781,400	6,781,400	6,333,267	6,333,267		6,282,747
Invatamant postliceal	650205			66,000	66,000	66,000	65,942	65,942		77,331
Servicii educationale complementare (cod 65.02.12.01)	650212			335,000	127,340	127,340	127,334	127,334		161,332
Scoala dupa scoala	65021201			335,000	127,340	127,340	127,334	127,334		161,332
Alte cheltuieli in domeniul invatamantului	650250			1,068,000	825,500	825,500	27,942	27,942		20,021
Sanatate (cod 66.02.06+66.02.08+66.02.50)	6602			5,391,850	5,391,850	5,391,850	4,257,787	4,257,787		4,384,376
Servicii de sanatate publica	660208			3,676,850	3,676,850	3,676,850	2,542,787	2,542,787		2,505,129
Alte cheltuieli in domeniul sanatatii (cod 66.02.50.50)	660250			1,715,000	1,715,000	1,715,000	1,715,000	1,715,000		1,879,247
Alte institutii si actiuni sanitare	66025050			1,715,000	1,715,000	1,715,000	1,715,000	1,715,000		1,879,247

A	B	1	2	3	4	5	6	7	8=6-7	9
Cultura, recreere si religie (cod 67.02.03+67.02.05+67.02.06+67.02.50)	6702			14,469,590	18,582,260	18,582,260	17,680,328	17,680,328		17,675,823
Servicii culturale (cod 67.02.03.02 la 67.02.03.08+67.02.03.12+67.02.03.30)	670203			3,519,830	3,540,430	3,540,430	3,035,512	3,035,512		3,035,512
Case de cultura	67020306			3,519,830	3,540,430	3,540,430	3,035,512	3,035,512		3,035,512
Servicii recreative si sportive (cod 67.02.05.01 la 67.02.05.03)	670205			10,849,760	14,841,830	14,841,830	14,644,816	14,644,816		14,640,311
Sport	67020501			5,449,760	7,499,760	7,499,760	7,303,318	7,303,318		7,298,813
Intretinere gradini publice, parcuri, zone verzi, baze sportive si de agrement	67020503			5,400,000	7,342,070	7,342,070	7,341,498	7,341,498		7,341,498
Alte servicii in domeniile culturii, recreerii si religiei	670250			100,000	200,000	200,000				
Asigurari si asistenta sociala (cod 68.02.04 la 68.02.06 +68.02.10+68.02.11+68.02.12+68.02.15+68.02.50)	6802			24,798,960	25,145,960	25,145,960	24,461,066	24,461,066		23,839,138
Asistenta sociala in caz de boli si invaliditati (cod 68.02.05.02)	680205			14,230,000	14,841,000	14,841,000	14,537,678	14,537,678		13,809,091
Asistenta sociala in caz de invaliditate	68020502			14,230,000	14,841,000	14,841,000	14,537,678	14,537,678		13,809,091
Ajutoare pentru locuinte	680210				97,600	97,600	84,840	84,840		84,840
Crese	680211			1,565,000	1,644,300	1,644,300	1,630,872	1,630,872		1,707,629
Prevenirea excluderii sociale (cod 68.02.15.01+68.02.15.02)	680215			23,200						
Ajutor social	68021501			23,200						
Alte cheltuieli in domeniul asigurarilor si asistentei sociale (cod 68.02.50.50)	680250			8,980,760	8,563,060	8,563,060	8,207,676	8,207,676		8,237,578
Alte cheltuieli in domeniul asistentei sociale	68025050			8,980,760	8,563,060	8,563,060	8,207,676	8,207,676		8,237,578
Partea a IV-a SERVICII SI DEZVOLTARE PUBLICA, LOCUINTE, MEDIU SI APE (cod 70.02+74.02)	6902			17,512,120	20,555,880	20,555,880	20,454,378	20,454,378		13,951,447
Locuinte, servicii si dezvoltare publica (cod 70.02.03+70.02.05 la 70.02.07+70.02.50)	7002			10,230,000	11,073,760	11,073,760	10,983,806	10,983,806		4,480,875
Iluminat public si electrificari rurale	700206			2,253,000	2,281,760	2,281,760	2,208,575	2,208,575		2,210,899
Alte servicii in domeniul locuintelor, serviciilor si dezvoltarii comunale	700250			7,977,000	8,792,000	8,792,000	8,775,231	8,775,231		2,269,976
Protectia mediului (cod 74.02.03+74.02.05+74.02.06+74.02.50)	7402			7,282,120	9,482,120	9,482,120	9,470,572	9,470,572		9,470,572
Salubritate si gestiunea deseurilor (cod 74.02.05.01+74.02.05.02)	740205			7,282,120	9,482,120	9,482,120	9,470,572	9,470,572		9,470,572
Salubritate	74020501			7,282,120	9,482,120	9,482,120	9,470,572	9,470,572		9,470,572
Partea a V-a ACTIUNI ECONOMICE (80.02+81.02+83.02+84.02+87.02)	7902			18,469,000	23,567,780	23,567,780	21,759,633	21,759,633		20,381,060


A	B	1	2	3	4	5	6	7	8=6-7	9
Agricultura, silvicultura, piscicultura si vanatoare (cod 83.02.03)	8302			750,000	793,810	793,810	713,733	713,733		723,646
Agricultura (cod 83.02.03.03+83.02.03.07+83.02.03.30)	830203									338
Alte cheltuieli in domeniul agriculturii	83020330									338
Alte cheltuieli în domeniul agriculturii, silviculturii, pisciculturii și vânători	830250			750,000	793,810	793,810	713,733	713,733		723,308
Transporturi (cod 84.02.03+84.02.04+84.02.06+84.02.50)	8402			17,719,000	22,773,970	22,773,970	21,045,900	21,045,900		19,657,414
Transport rutier (cod 84.02.03.01 la cod 84.02.03.03)	840203			17,719,000	22,773,970	22,773,970	21,045,900	21,045,900		19,657,414
Transport in comun	84020302			12,500,000	16,830,000	16,830,000	15,314,919	15,314,919		13,732,075
Strazi	84020303			5,219,000	5,943,970	5,943,970	5,730,981	5,730,981		5,925,339
CHELTUIELILE SECTIUNII DE DEZVOLTARE (cod 50.02+59.02+63.02+70.02+74.02+79.02)	4902	120,096,290	90,425,330	120,096,290	90,685,120	90,685,120	70,007,399	70,007,399		40,926,853
Partea I-a SERVICII PUBLICE GENERALE (cod 51.02+54.02)	5002	3,466,330	3,442,080	3,466,330	3,442,080	3,442,080	2,581,006	2,581,006		2,346,753
Autoritati publice si actiuni externe (cod 51.02.01)	5102	3,366,330	3,342,080	3,366,330	3,342,080	3,342,080	2,503,006	2,503,006		2,268,753
Autoritati executive si legislative (cod 51.02.01.03)	510201	3,366,330	3,342,080	3,366,330	3,342,080	3,342,080	2,503,006	2,503,006		2,268,753
Autoritati executive	51020103	3,366,330	3,342,080	3,366,330	3,342,080	3,342,080	2,503,006	2,503,006		2,268,753
Alte servicii publice generale (cod 54.02.05 la 54.02.07+54.02.10+54.02.50)	5402	100,000	100,000	100,000	100,000	100,000	78,000	78,000		78,000
Alte servicii publice generale	540250	100,000	100,000	100,000	100,000	100,000	78,000	78,000		78,000
Partea a II-a APARARE, ORDINE PUBLICA SI SIGURANTA NATIONALA (60.02+61.02)	5902	38,150	8,450	38,150	8,450	8,450	7,700	7,700		8,531
Ordine publica si siguranta nationala (cod 61.02.03+61.02.05+61.02.50)	6102	38,150	8,450	38,150	8,450	8,450	7,700	7,700		8,531
Ordine publica (cod 61.02.03.04)	610203	38,150	8,450	38,150	8,450	8,450	7,700	7,700		8,531
Politie locala	61020304	38,150	8,450	38,150	8,450	8,450	7,700	7,700		8,531
Partea a III-a CHELTUIELI SOCIAL-CULTURALE (cod 65.02+66.02+67.02+68.02)	6302	15,810,740	13,504,790	15,810,740	13,764,580	13,764,580	11,150,704	11,150,704		19,478,071
Invatamant (cod 65.02.03 la 65.02.05+65.02.07+65.02.11+65.02.50)	6502	13,565,870	10,911,010	13,565,870	10,911,010	10,911,010	9,198,663	9,198,663		17,770,365
Invatamant prescolar si primar (cod 65.02.03.01+65.02.03.02)	650203		465,940		465,940	465,940	461,657	461,657		255,511
Invatamant prescolar	65020301		465,940		465,940	465,940	461,657	461,657		255,511
Invatamant secundar (cod 65.02.04.01 la 65.02.04.03)	650204	733,000	1,424,750	733,000	1,424,750	1,424,750	1,337,647	1,337,647		1,938,303
Invatamant secundar inferior	65020401	383,000	697,550	383,000	697,550	697,550	678,531	678,531		832,090
Invatamant secundar superior	65020402	350,000	727,200	350,000	727,200	727,200	659,116	659,116		1,106,213
Alte cheltuieli in domeniul invatamantului	650250	12,832,870	9,020,320	12,832,870	9,020,320	9,020,320	7,399,359	7,399,359		15,576,551

A	B	1	2	3	4	5	6	7	8=6-7	9
Sanatate (cod 66.02.06+66.02.08+66.02.50)	6602				34,000	34,000	33,980	33,980		354
Servicii de sanatate publica	660208				34,000	34,000	33,980	33,980		354
Cultura, recreere si religie (cod 67.02.03+67.02.05+67.02.06+67.02.50)	6702	1,437,820	2,130,820	1,437,820	2,030,820	2,030,820	1,476,634	1,476,634		1,346,034
Servicii recreative si sportive (cod 67.02.05.01 la 67.02.05.03)	670205	535,000	1,315,300	535,000	1,215,300	1,215,300	1,172,677	1,172,677		851,419
Sport	67020501	535,000	925,300	535,000	825,300	825,300	782,677	782,677		458,848
Intretinere gradini publice, parcuri, zone verzi, baze sportive si de agrement	67020503		390,000		390,000	390,000	390,000	390,000		392,567
Alte servicii in domeniile culturii, recreerii si religiei	670250	902,820	815,520	902,820	815,520	815,520	303,957	303,957		494,619
Asigurari si asistenta sociala (cod 68.02.04 la 68.02.06+68.02.10+68.02.11+68.02.12+68.02.15+68.02.50)	6802	807,050	462,960	807,050	788,750	788,750	441,427	441,427		361,318
Alte cheltuieli in domeniul asigurarilor si asistentei sociale (cod 68.02.50.50)	680250	807,050	462,960	807,050	788,750	788,750	441,427	441,427		361,318
Alte cheltuieli in domeniul asistentei sociale	68025050	807,050	462,960	807,050	788,750	788,750	441,427	441,427		361,318
Partea a IV-a SERVICII SI DEZVOLTARE PUBLICA, LOCUINTE, MEDIU SI APE (cod 70.02+74.02)	6902	49,857,890	28,176,800	49,857,890	28,176,800	28,176,800	21,969,797	21,969,797		5,243,814
Locuinte, servicii si dezvoltare publica (cod 70.02.03+70.02.05 la 70.02.07+70.02.50)	7002	49,837,890	27,848,640	49,837,890	27,848,640	27,848,640	21,705,846	21,705,846		5,243,814
Locuinte (cod 70.02.03.01+70.02.03.30)	700203	8,040,430	8,040,430	8,040,430	8,040,430	8,040,430	3,544,848	3,544,848		920,708
Alte cheltuieli in domeniul locuintelor	70020330	8,040,430	8,040,430	8,040,430	8,040,430	8,040,430	3,544,848	3,544,848		920,708
Iluminat public si electrificari rurale	700206	30,381,270	10,978,330	30,381,270	10,978,330	10,978,330	10,616,470	10,616,470		440,879
Alte servicii in domeniul locuintelor, serviciilor si dezvoltarii comunale	700250	11,416,190	8,829,880	11,416,190	8,829,880	8,829,880	7,544,528	7,544,528		3,882,227
Protectia mediului (cod 74.02.03+74.02.05+74.02.06+74.02.50)	7402	20,000	328,160	20,000	328,160	328,160	263,951	263,951		
Salubritate si gestiunea deseurilor (cod 74.02.05.01+74.02.05.02)	740205	20,000	328,160	20,000	328,160	328,160	263,951	263,951		
Salubritate	74020501	20,000	328,160	20,000	328,160	328,160	263,951	263,951		
Partea aV-a ACTIUNI ECONOMICE (80.02+81.02+83.02+84.02+87.02)	7902	50,923,180	45,293,210	50,923,180	45,293,210	45,293,210	34,298,192	34,298,192		13,849,684
Agricultura, silvicultura, piscicultura si vanatoare (cod 83.02.03)	8302		177,000		177,000	177,000	176,834	176,834		5,842,959
Agricultura (cod 83.02.03.03+83.02.03.07+83.02.03.30)	830203									61,142
Alte cheltuieli in domeniul agriculturii	83020330									61,142
Alte cheltuieli in domeniul agriculturii, silviculturii, pisciculturii si vanatoriei	830250		177,000		177,000	177,000	176,834	176,834		5,781,817

A	B	1	2	3	4	5	6	7	8=6-7	9
Transporturi (cod 84.02.03+84.02.06+84.02.50)	8402	50,923,180	45,116,210	50,923,180	45,116,210	45,116,210	34,121,358	34,121,358		8,006,723
Transport rutier (cod 84.02.03.01 la 84.02.03.03)	840203	50,923,180	45,116,210	50,923,180	45,116,210	45,116,210	34,121,358	34,121,358		8,006,723
Drumuri si poduri	84020301									1,786,328
Transport in comun	84020302	1,050,000	1,200,630	1,050,000	1,200,630	1,200,630	1,168,519	1,168,519		
Strazi	84020303	49,873,180	43,915,580	49,873,180	43,915,580	43,915,580	32,952,839	32,952,839		6,220,397

Nota: Se detaliaza pe structura clasificatiei economice (Anexa 7)

Conducatorul institutiei



-27.493,120

Conducatorul compartimentului
financiar-contabil

+3214079

CONTUL DE EXECUTIE AL INSTITUTIILOR PUBLICE - CHELTUIELI

la data de 31.12.2021

Cod 21 Capitol 5002

Subcapitol

-lei-

165616677

DENUMIREA INDICATORILOR*)	Cod indicator	Credite de angajament		Credite bugetare		Angajamente bugetare	Angajamente legale	Plati efectuate	Angajamente legale de platit	Cheltuieli efective
		Initiale	Definitive	Initiale	Definitive					
A	B	1	2	3	4	5	6	7	8=6-7	9
TOTAL CHELTUIELI(SECTIUNEA DE FUNCTIONARE+SECTIUNEA DE DEZVOLTARE)		120,096,290	90,425,330	249,035,840	233,531,330	233,446,330	202,922,928	202,922,928		165,342,716
SECTIUNEA DE FUNCTIONARE (cod 01+79+85)				128,939,550	142,846,210	142,761,210	132,915,529	132,915,529		124,415,863
CHELTUIELI CURENTE (10+20+30+40+50+51SF+55SF+57+59)	01			123,243,420	136,562,420	136,477,420	126,800,737	126,800,737		124,415,863
TITLUL I CHELTUIELI DE PERSONAL (cod 10.01 la 10.03)	10			45,682,250	45,501,590	45,501,590	42,737,478	42,737,478		42,857,901
Cheltuieli salariale in bani (cod 10.01.01+10.01.03 la 10.01.08 +10.01.10 la 10.01.16 +10.01.30)	1001			44,180,120	44,008,650	44,008,650	41,373,414	41,373,414		41,482,531
Salarii de baza	100101			37,973,660	38,010,460	38,010,460	36,120,074	36,120,074		36,349,622
Sporuri pentru conditii de munca	100105			2,825,510	2,837,510	2,837,510	2,350,255	2,350,255		2,205,971
Alte sporuri	100106			378,340	383,340	383,340	342,766	342,766		332,246
Fond aferent platii cu ora	100111			327,000	124,530	124,530	124,530	124,530		157,780
Indemnizatii platite unor persoane din afara unitatii	100112			428,800	428,800	428,800	420,132	420,132		418,172
Indemnizatii de delegare	100113			3,900	5,100	5,100	1,620	1,620		1,620
Indemnizatii de hrana	100117			2,178,910	2,154,910	2,154,910	1,976,872	1,976,872		1,985,233
Alte drepturi salariale in bani	100130			64,000	64,000	64,000	37,165	37,165		31,887
Cheltuieli salariale in natura (cod 10.02.01 la 10.02.06+10.02.30)	1002			384,000	372,600	372,600	346,342	346,342		345,892
Norme de hrana	100202			260,000	248,600	248,600	248,582	248,582		248,132
Transportul la si de la locul de munca	100205			124,000	124,000	124,000	97,760	97,760		97,760
Contributii (cod 10.03.01 la 10.03.06)	1003			1,118,130	1,120,340	1,120,340	1,017,722	1,017,722		1,029,478
Contributii de asigurari sociale de stat	100301			76,000	76,000	76,000	75,440	75,440		75,440

+ prov. cap
28396169


A	B	1	2	3	4	5	6	7	8=6-7	9
Contributii de asigurari de somaj	100302			3,120	3,120	3,120	2,353	2,353		2,353
Contributii de asigurari sociale de sanatate	100303			25,300	25,300	25,300	24,828	24,828		24,828
Contributii de asigurari pentru accidente de munca si boli profesionale	100304			1,210	1,210	1,210	715	715		715
Contributii pentru concedii si indemnizatii	100306			4,020	4,020	4,020	3,898	3,898		3,898
Contributia asiguratorie pentru munca	100307			1,008,480	1,010,690	1,010,690	910,488	910,488		922,244
TITLUL II BUNURI SI SERVICII (cod 20.01 la 20.06+20.09 la 20.16+20.18 la 20.25+20.27+20.30)	20			39,262,210	44,275,270	44,275,270	42,247,142	42,247,142		42,053,040
Bunuri si servicii (cod 20.01.01 la 20.01.09+20.01.30)	2001			24,244,630	27,618,870	27,618,870	26,895,705	26,895,705		27,427,845
Furnituri de birou	200101			482,840	505,620	505,620	462,238	462,238		538,892
Materiale pentru curatenie	200102			334,560	321,010	321,010	304,637	304,637		358,356
Incalzit, iluminat si forta motrica	200103			5,050,690	4,933,500	4,933,500	4,646,163	4,646,163		4,678,573
Apa, canal si salubritate	200104			556,370	537,260	537,260	500,890	500,890		499,772
Carburanti si lubrifianti	200105			112,500	118,100	118,100	108,978	108,978		112,891
Piese de schimb	200106			36,000	47,000	47,000	40,378	40,378		34,822
Transport	200107			13,500						
Posta, telecomunicatii, radio, tv, internet	200108			480,500	574,840	574,840	513,932	513,932		503,337
Materiale si prestari de servicii cu caracter functional	200109			2,059,030	2,079,440	2,079,440	2,071,902	2,071,902		2,269,045
Alte bunuri si servicii pentru intretinere si functionare	200130			15,118,640	18,502,100	18,502,100	18,246,587	18,246,587		18,432,157
Reparatii curente	2002			6,415,900	7,551,270	7,551,270	7,077,047	7,077,047		7,085,489
Hrana (cod 20.03.01+20.03.02)	2003			774,910	765,660	765,660	705,193	705,193		702,388
Hrana pentru oameni	200301			774,910	765,660	765,660	705,193	705,193		702,388
Medicamente si materiale sanitare (cod 20.04.01 la 20.04.04)	2004			143,150	127,020	127,020	110,063	110,063		101,604
Medicamente	200401			17,600	21,400	21,400	19,650	19,650		20,368
Materiale sanitare	200402			105,050	91,120	91,120	76,963	76,963		67,380
Dezinfectanti	200404			20,500	14,500	14,500	13,450	13,450		13,856
Bunuri de natura obiectelor de inventar (cod 20.05.01+20.05.03+20.05.30)	2005			787,740	1,414,360	1,414,360	1,384,399	1,384,399		420,855
Uniforme si echipament	200501			38,800	39,470	39,470	38,262	38,262		11,255
Lenjerie si accesorii de pat	200503			8,400	6,550	6,550	6,503	6,503		3,966
Alte obiecte de inventar	200530			740,540	1,368,340	1,368,340	1,339,634	1,339,634		405,634
Deplasari, detasari, transferari (cod 20.06.01+20.06.02)	2006			30,900	32,170	32,170	14,240	14,240		14,240
Deplasari interne, detasari, transferari	200601			26,400	27,670	27,670	14,240	14,240		14,240

A	B	1	2	3	4	5	6	7	8=6-7	9
Deplasari in strainatate	200602			4,500	4,500	4,500				
Materiale de laborator	2009									320
Carti, publicatii si materiale documentare	2011			68,450	76,320	76,320	73,059	73,059		48,544
Pregatire profesionala	2013			180,930	115,100	115,100	107,910	107,910		120,714
Protectia muncii	2014			46,420	43,360	43,360	40,904	40,904		37,707
Cheltuieli judiciare si extrajudiciare derivate din actiuni in reprezentarea intereselor statului, potrivit dispozitiilor legale	2025			105,000	118,000	118,000	114,232	114,232		91,551
Alte cheltuieli (cod 20.30.01 la 20.30.04+20.30.06+20.30.07+20.30.09+20.30.30)	2030			6,464,180	6,413,140	6,413,140	5,724,390	5,724,390		6,001,783
Reclama si publicitate	203001			39,500	50,150	50,150	43,387	43,387		42,484
Protocol si reprezentare	203002			21,500	21,500	21,500	2,926	2,926		2,926
Prime de asigurare non-viata	203003			10,000	10,000	10,000	8,769	8,769		8,769
Chirii	203004			102,000	102,000	102,000	102,000	102,000		102,000
Alte cheltuieli cu bunuri si servicii	203030			6,291,180	6,229,490	6,229,490	5,567,308	5,567,308		5,845,604
TITLUL III DOBANZI (cod 30.01 la 30.03)	30			3,433,840	2,565,840	2,565,840	1,538,701	1,538,701		1,540,269
Dobanzi aferente datoriei publice interne (cod 30.01.01+30.01.02)	3001			3,433,840	2,565,840	2,565,840	1,538,701	1,538,701		1,540,269
Dobanzi aferente creditelor interne garantate	300102			3,433,840	2,565,840	2,565,840	1,538,701	1,538,701		1,540,269
TITLUL IV SUBVENTII (cod 40.03+40.20+ 40.30)	40			12,526,000	16,856,000	16,856,000	15,336,236	15,336,236		13,753,392
Subventii pentru acoperirea diferentelor de pret si tarif	4003			12,500,000	16,830,000	16,830,000	15,314,919	15,314,919		13,732,075
Alte subventii	4030			26,000	26,000	26,000	21,317	21,317		21,317
TITLUL V FONDURI DE REZERVA (cod 50.04)	50			750,000	85,000					
Fond de rezerva bugetara la dispozitia autoritatilor locale	5004			750,000	85,000					
TITLUL VI TRANSFERURI INTRE UNITATI ALE ADMINISTRATIEI PUBLICE (cod 51.01) (cod 51.01)	51			7,679,610	9,900,210	9,900,210	9,387,179	9,387,179		9,387,179
Transferuri curente (cod 51.01.01+51.01.03+51.01.05+ 51.01.14+51.01.15+ 51.01.24 +51.01.26 +51.01.31+51.01.39+ 51.01.46+51.01.49+51.01.60+51.01.61+51.01.64)	5101			7,679,610	9,900,210	9,900,210	9,387,179	9,387,179		9,387,179
Transferuri catre institutii publice	510101			7,679,610	9,900,210	9,900,210	9,387,179	9,387,179		9,387,179
TITLUL VII ALTE TRANSFERURI (cod 55.01+ 55.02)	55			649,000	639,000	639,000	598,404	598,404		598,404
Transferuri interne (55.01.18+55.01.63+55.01.65)	5501			649,000	639,000	639,000	598,404	598,404		598,404
Finantarea invatamantului particular sau confesional acreditat	550163			649,000	639,000	639,000	598,404	598,404		598,404
TITLUL IX ASISTENTA SOCIALA (cod 57.02)	57			9,667,200	10,264,600	10,264,600	9,793,005	9,793,005		9,059,360

A	B	1	2	3	4	5	6	7	8=6-7	9
Ajutoare sociale (cod 57.02.01 la 57.02.05)	5702			9,667,200	10,264,600	10,264,600	9,793,005	9,793,005		9,059,360
Ajutoare sociale in numerar	570201			9,647,200	10,247,600	10,247,600	9,777,555	9,777,555		9,043,910
Tichete de cresa	570203			20,000	17,000	17,000	15,450	15,450		15,450
TITLUL XI ALTE CHELTUIEL (cod 59.01+59.02+59.08+59.11+59.12+59.15+59.17+59.20+59.22+59.25+59.30+59.35)	59			3,593,310	6,474,910	6,474,910	5,162,592	5,162,592		5,166,318
Burse	5901			1,396,000	4,739,000	4,739,000	3,696,738	3,696,738		3,696,738
Ajutoare pentru daune provocate de calamitatile naturale	5902			17,500	17,500	17,500				
Asociatii si fundatii	5911			2,175,810	1,707,410	1,707,410	1,459,276	1,459,276		1,460,656
Sume aferente persoanelor cu handicap neincadrate	5940			4,000	11,000	11,000	6,578	6,578		8,924
OPERATIUNI FINANCIARE (cod 80+81)	79			5,697,000	6,512,000	6,512,000	6,509,595	6,509,595		
TITLUL XVII RAMBURSARI DE CREDITE (cod 81.01+81.02)	81F			5,697,000	6,512,000	6,512,000	6,509,595	6,509,595		
Rambursari de credite interne (cod 81.02.01+81.02.02+81.02.05)	8102			5,697,000	6,512,000	6,512,000	6,509,595	6,509,595		
Rambursari de credite aferente datoriei publice interne locale	810205			5,697,000	6,512,000	6,512,000	6,509,595	6,509,595		
TITLUL XIX PLATI EFECTUATE IN ANII PRECEDENTI SI RECUPERATE IN ANUL CURENT(85.01)	85F			-870	-228,210	-228,210	-394,803	-394,803		
Plati efectuate in anii precedenti si recuperate in anul curent (cod 85.01.01)	8501F			-870	-228,210	-228,210	-394,803	-394,803		
Plati efectuate in anii precedenti si recuperate in anul curent în sectiunea de functionare a bugetului local	850101			-870	-228,210	-228,210	-394,803	-394,803		
ACTIUNEA DE DEZVOLTARE (cod 51+55+56+58+70+81+85)		120,096,290	90,425,330	120,096,290	90,685,120	90,685,120	70,007,399	70,007,399		40,926,853
TITLUL VI TRANSFERURI INTRE UNITATI ALE ADMINISTRATIEI PUBLICE (cod 51.02)	51	100,000	100,000	100,000	100,000	100,000	78,000	78,000		78,000
Transferuri de capital (cod 51.02.12+51.02.28+51.02.29)	5102	100,000	100,000	100,000	100,000	100,000	78,000	78,000		78,000
Alte transferuri de capital catre institutii publice	510229	100,000	100,000	100,000	100,000	100,000	78,000	78,000		78,000
TITLUL X Proiecte cu finantare din fonduri externe nerambursabile aferente cadrului financiar 2014-2020 (cod 58.01 la 58.05+58.11+58.12+58.15+58.16+58.30)	58	107,064,290	73,908,800	107,064,290	74,174,290	74,174,290	57,072,054	57,072,054		4,947,340
Programe din Fondul European de Dezvoltare Regionala (FEDR) (cod 58.01.01 la 58.01.03)	5801	104,779,310	71,623,820	104,779,310	71,889,310	71,889,310	55,216,502	55,216,502		3,873,213
Finantarea nationala	580101	15,602,570	11,866,740	15,602,570	11,913,360	11,913,360	7,148,303	7,148,303		1,230,637
Finantarea externa nerambursabila	580102	86,988,780	57,575,710	86,988,780	57,794,580	57,794,580	46,216,273	46,216,273		2,641,743

A	B	1	2	3	4	5	6	7	8=6-7	9
Cheltuieli neeligibile	580103	2,187,960	2,181,370	2,187,960	2,181,370	2,181,370	1,851,926	1,851,926		833
Programe din Fondul Social European (FSE) (cod 58.02.01 la 58.02.03)	5802	2,284,980	2,284,980	2,284,980	2,284,980	2,284,980	1,855,552	1,855,552		1,074,127
Finantarea nationala	580201	472,000	327,280	472,000	327,280	327,280	259,700	259,700		727,146
Finantarea externa nerambursabila	580202	1,812,980	1,957,700	1,812,980	1,957,700	1,957,700	1,595,852	1,595,852		346,981
CHELTUIELI DE CAPITAL ((cod 71+72+75)	70	12,932,000	16,416,530	12,932,000	16,410,830	16,410,830	12,857,345	12,857,345		35,901,513
TITLUL XIII ACTIVE NEFINANCIARE (cod 71.01 + 71.03)	71	12,932,000	16,416,530	12,932,000	16,410,830	16,410,830	12,857,345	12,857,345		35,901,513
Active fixe (cod 71.01.01 la 71.01.03+71.01.30)	7101	7,379,020	8,487,680	7,379,020	8,581,980	8,581,980	5,830,444	5,830,444		28,872,771
Constructii	710101									11,874,839
Masini, echipamente si mijloace de transport	710102		150		150	150				11,450
Mobilier, aparatura birotica si alte active corporale	710103									2,736,851
Alte active fixe	710130	7,379,020	8,487,530	7,379,020	8,581,830	8,581,830	5,830,444	5,830,444		14,249,631
Reparatii capitale aferente activelor fixe	7103	5,552,980	7,928,850	5,552,980	7,828,850	7,828,850	7,026,901	7,026,901		7,028,742
TITLUL VI TRANSFERURI INTRE UNITATI ALE ADMINISTRATIEI PUBLICE (cod 51.01+51.02)	51	100,000	100,000	7,779,610	10,000,210	10,000,210	9,465,179	9,465,179		9,465,179
TITLUL VII ALTE TRANSFERURI (cod 55.01+55.02)	55			649,000	639,000	639,000	598,404	598,404		598,404
TITLUL XVI RAMBURSARI DE CREDETE	81			5,697,000	6,512,000	6,512,000	6,509,595	6,509,595		
	84			-870	-228,210	-228,210	-394,803	-394,803		
OPERATIUNI FINANCIARE (cod 81)	79			5,697,000	6,512,000	6,512,000	6,509,595	6,509,595		
A. CHELTUIELILE CURENTE (10+20+30+40+50+51+55+56+58+57+59)	01	107,164,290	74,008,800	230,407,710	210,836,710	210,751,710	183,950,791	183,950,791		129,441,203
TITLUL XIX PLATI EFECTUATE IN ANII PRECEDENTI SI RECUPERATE IN ANUL CURENT (85.01)	85			-870	-228,210	-228,210	-394,803	-394,803		
Plati efectuate in anii precedenti si recuperate in anul curent (cod 85.01.02+85.01.05)	8501			-870	-228,210	-228,210	-394,803	-394,803		

PRIMAR



DIRECTOR ECONOMIC

CONTUL DE EXECUTIE A BUGETULUI CREDITELOR INTERNE- CHELTUIELI

la data de 31.12.2021

Cod 21

-lei-


Denumirea indicatorilor *)	Cod indicator	Credite de angajament		Credite bugetare		Angajamente bugetare	Angajamente legale	Plati efectuate	Angajamente legale de platit	Cheltuieli efective
		Initiale	Definitive	Initiale	Definitive					
A	B	1	2	3	4	5	6	7	8=6-7	9
TOTAL CHELTUIELI (cod 50.07+59.07+63.07+70.07+79.07)	4907	79,394,710	74,999,660	79,394,710	74,999,660	74,999,660	21,418,541	21,418,541		11,263,358
Partea I-a SERVICII PUBLICE GENERALE (cod 51.07+54.07)	5007	63,340	55,150	63,340	55,150	55,150	55,138	55,138		1,069
Autoritati publice si actiuni externe (cod 51.07.01)	5107	63,340	55,150	63,340	55,150	55,150	55,138	55,138		1,069
Autoritati executive si legislative	510701	63,340	55,150	63,340	55,150	55,150	55,138	55,138		1,069
Autoritati executive	51070103	63,340	55,150	63,340	55,150	55,150	55,138	55,138		1,069
Partea a III-a CHELTUIELI SOCIAL-CULTURALE(cod 65.07+66.07+67.07+68.07)	6307	5,099,960	6,799,010	5,099,960	6,799,010	6,799,010	4,858,166	4,858,166		6,443,280
Invatamant (cod 65.07.03 la cod 65.07.05+65.07.07+65.07.11+65.07.50)	6507	5,099,960	6,799,010	5,099,960	6,799,010	6,799,010	4,858,166	4,858,166		6,443,280
Alte cheltuieli In domeniul Invatamantului	650750	5,099,960	6,799,010	5,099,960	6,799,010	6,799,010	4,858,166	4,858,166		6,443,280
Partea IV-a SERVICII SI DEZVOLTARE PUBLICA, LOCUINTE, MEDIU SI APE (cod 70.07+74.07)	6907	10,180,180	11,911,910	10,180,180	11,911,910	11,911,910	3,707,786	3,707,786		883,339
Locuinte, servicii si dezvoltare publica (cod 70.07.03+70.07.05 la 70.07.07+70.07.50)	7007	10,180,180	11,911,910	10,180,180	11,911,910	11,911,910	3,707,786	3,707,786		883,339
Locuinte (cod 70.07.03.01+70.07.03.30)	700703	5,823,120	7,458,940	5,823,120	7,458,940	7,458,940	3,055,893	3,055,893		813,349
Alte cheltuieli in domeniul locuintelor	70070330	5,823,120	7,458,940	5,823,120	7,458,940	7,458,940	3,055,893	3,055,893		813,349
Iluminat public si electrificari rurale	700706	596,130	867,150	596,130	867,150	867,150	215,869	215,869		
Alte servicii in domeniile locuintelor, serviciilor si dezvoltarii comunale	700750	3,760,930	3,585,820	3,760,930	3,585,820	3,585,820	436,024	436,024		69,990
Partea V-a ACTIUNI ECONOMICE (cod 80.07+81.07+83.07+84.07+ 87.07)	7907	64,051,230	56,233,590	64,051,230	56,233,590	56,233,590	12,797,451	12,797,451		3,935,670
Agricultura, silvicultura, piscicultura si vanatoare (cod	8307									2,350,000

A	B	1	2	3	4	5	6	7	8=6-7	9
83.07.03)										
Agricultura (cod 83.07.03.03+83.07.03.07+83.07.03.30)	830703									2,350,000
Alte cheltuieli în domeniul agriculturii	83070330									2,350,000
Transporturi (cod 84.07.03+ 84.07.06+84.07.50)	8407	64,051,230	56,233,590	64,051,230	56,233,590	56,233,590	12,797,451	12,797,451		1,585,670
Transport rutier (cod 84.07.03.01 la 84.07.03.03)	840703	64,051,230	56,233,590	64,051,230	56,233,590	56,233,590	12,797,451	12,797,451		1,585,670
Strazi	84070303	64,051,230	56,233,590	64,051,230	56,233,590	56,233,590	12,797,451	12,797,451		1,585,670
CHELTUIELILE SECTIUNII DE FUNCTIONARE (cod 50.07+59.07++63.07+70.07+74.07+79.07)	4907									1,582,305
Partea V-a ACTIUNI ECONOMICE (cod 80.07+81.07+83.07+84.07+ 87.07)	7907									1,582,305
Transporturi (cod 84.07.03+ 84.07.06+84.07.50)	8407									1,582,305
Transport rutier (cod 84.07.03.01 la 84.07.03.03)	840703									1,582,305
Strazi	84070303									1,582,305
CHELTUIELILE SECTIUNII DE DEZVOLTARE(cod 50.07+59.07+63.07+70.07+74.07+79.07)	4907	79,394,710	74,999,660	79,394,710	74,999,660	74,999,660	21,418,541	21,418,541		9,681,053
Partea I-a SERVICII PUBLICE GENERALE(cod51.07+54.07)	5007	63,340	55,150	63,340	55,150	55,150	55,138	55,138		1,069
Autoritati publice si actiuni externe (cod 51.07.01)	5107	63,340	55,150	63,340	55,150	55,150	55,138	55,138		1,069
Autoritati executive si legislative (cod 51.07.01.03)	510701	63,340	55,150	63,340	55,150	55,150	55,138	55,138		1,069
Autoritati executive	51070103	63,340	55,150	63,340	55,150	55,150	55,138	55,138		1,069
Partea III-a CHELTUIELI SOCIAL-CULTURALE (cod 65.07+66.07+67.07+68.07)	6307	5,099,960	6,799,010	5,099,960	6,799,010	6,799,010	4,858,166	4,858,166		6,443,280
Matamant (cod 65.07.03+65.07.04+65.07.05+65.07.07+61.07.11+65.07.50)	6507	5,099,960	6,799,010	5,099,960	6,799,010	6,799,010	4,858,166	4,858,166		6,443,280
Alte cheltuieli în domeniul Invatamantului	650750	5,099,960	6,799,010	5,099,960	6,799,010	6,799,010	4,858,166	4,858,166		6,443,280
Partea IV-a SERVICII SI DEZVOLTARE PUBLICA, LOCUINTE,MEDIU SI APE (cod 70.07+74.07)	6907	10,180,180	11,911,910	10,180,180	11,911,910	11,911,910	3,707,786	3,707,786		883,339
Locuinte, servicii si dezvoltare publica (cod 70.07.03+70.07.05+70.07.06+70.07.07+70.07.50)	7007	10,180,180	11,911,910	10,180,180	11,911,910	11,911,910	3,707,786	3,707,786		883,339
Locuinte (cod 70.07.03.01+70.07.03.30)	700703	5,823,120	7,458,940	5,823,120	7,458,940	7,458,940	3,055,893	3,055,893		813,349
Alte cheltuieli în domeniul locuintelor	70070330	5,823,120	7,458,940	5,823,120	7,458,940	7,458,940	3,055,893	3,055,893		813,349
Iluminat public si electrificari rurale	700706	596,130	867,150	596,130	867,150	867,150	215,869	215,869		
Alte servicii în domeniile locuintelor, serviciilor si dezvoltarii comunale	700750	3,760,930	3,585,820	3,760,930	3,585,820	3,585,820	436,024	436,024		69,990
Partea V-a ACTIUNI ECONOMICE (cod	7907	64,051,230	56,233,590	64,051,230	56,233,590	56,233,590	12,797,451	12,797,451		2,353,365

A	B	1	2	3	4	5	6	7	8=6-7	9
80.07+81.07+83.07+84.07+ 87.07)										
Agricultura, silvicultura, piscicultura si vanatoare (cod 83.07.03)	8307									2,350,000
Agricultura (cod 83.07.03.03+83.07.03.07+83.07.03.30)	830703									2,350,000
Alte cheltuieli în domeniul agriculturii	83070330									2,350,000
Transporturi (cod 84.07.03+84.07.06+84.07.50D)	8407	64,051,230	56,233,590	64,051,230	56,233,590	56,233,590	12,797,451	12,797,451		3,365
Transport rutier (cod 84.07.03.01 la 84.07.03.03)	840703	64,051,230	56,233,590	64,051,230	56,233,590	56,233,590	12,797,451	12,797,451		3,365
Strazi	84070303	64,051,230	56,233,590	64,051,230	56,233,590	56,233,590	12,797,451	12,797,451		3,365

Nota: Se detaliaza pe structura clasificatiei economice (Anexa 7)

Conducatorul institutiei



Conducatorul compartimentului
financiar-contabil

BUGETUL IMPRUMUTURILOR EXTERNE SI INTERNE 5007

Anexa 7

CONTUL DE EXECUTIE AL INSTITUTIILOR PUBLICE - CHELTUIELI

la data de 31.12.2021

Cod 21 Capitol 5007

Subcapitol

-lei-

DENUMIREA INDICATORILOR*)	Cod indicator	Credite de angajament		Credite bugetare		Angajamente bugetare	Angajamente legale	Plati efectuate	Angajamente legale de platit	Cheltuieli efective
		Initiale	Definitive	Initiale	Definitive					
A	B	1	2	3	4	5	6	7	8=6-7	9
TOTAL CHELTUIELI(SECTIUNEA DE FUNCTIONARE+SECTIUNEA DE DEZVOLTARE)		79,394,710	74,999,660	79,394,710	74,999,660	74,999,660	21,418,541	21,418,541		11,263,358
SECTIUNEA DE FUNCTIONARE (cod 01+79+85)										1,582,305
CHELTUIELI CURENTE (10+20+30+40+50+51SF+55SF+57+59)	01									1,582,305
TITLUL II BUNURI SI SERVICII (cod 20.01 la 20.06+20.09 la 20.16+20.18 la 20.25+20.27+20.30)	20									1,582,305
Alte cheltuieli (cod 20.30.01 la 20.30.04+20.30.06+20.30.07+20.30.09+20.30.30)	2030									1,582,305
Alte cheltuieli cu bunuri si servicii	203030									1,582,305
SECTIUNEA DE DEZVOLTARE (cod 51+55+56+58+70+81+85)		79,394,710	74,999,660	79,394,710	74,999,660	74,999,660	21,418,541	21,418,541		9,681,053
TITLUL X Proiecte cu finantare din fonduri externe nerambursabile aferente cadrului financiar 2014-2020 (cod 58.01 la 58.05+58.11+58.12+58.15+58.16+58.30)	58	79,394,710	74,999,660	79,394,710	74,999,660	74,999,660	21,418,541	21,418,541		388,173
Programe din Fondul European de Dezvoltare Regionala (FEDR) (cod 58.01.01 la 58.01.03)	5801	79,331,370	74,944,510	79,331,370	74,944,510	74,944,510	21,363,403	21,363,403		387,104
Finantarea nationala	580101	12,723,800	14,115,470	12,723,800	14,115,470	14,115,470	9,482,657	9,482,657		380,177
Cheltuieli neeligibile	580103	66,607,570	60,829,040	66,607,570	60,829,040	60,829,040	11,880,746	11,880,746		6,927
Programe din Fondul Social European (FSE) (cod 58.02.01 la 58.02.03)	5802	63,340	55,150	63,340	55,150	55,150	55,138	55,138		1,069
Finantarea nationala	580201	18,590	10,400	18,590	10,400	10,400	10,394	10,394		1,069


A	B	1	2	3	4	5	6	7	8=6-7	9
Cheltuieli neeligibile	580203	44,750	44,750	44,750	44,750	44,750	44,744	44,744		
CHELTUIELI DE CAPITAL ((cod 71+72+75)	70									9,292,880
TITLUL XIII ACTIVE NEFINANCIARE (cod 71.01 + 71.03)	71									9,292,880
Active fixe (cod 71.01.01 la 71.01.03+71.01.30)	7101									9,292,880
Constructii	710101									7,019,085
Masini, echipamente si mijloace de transport	710102									96,397
Mobilier, aparatura birotica si alte active corporale	710103									7,003
Alte active fixe	710130									2,170,395
A. CHELTUIELILE CURENTE (10+20+30+40+50+51+55+56+58+57+59)	01	79,394,710	74,999,660	79,394,710	74,999,660	74,999,660	21,418,541	21,418,541		1,970,478

*) Se inscriu denumirea si simbolul capitolelor din bugetul aprobat detaliate pe titluri , articole, alineate, pe structura clasificatiei economice

(bugetele locale, bugetul creditelor externe, bugetul creditelor interne, bugetul fondurilor externe nerambursabile - sursa D, institutii finantate integral sau partial din venituri proprii/activitati finantate integral din veniturii proprii)

NOTA: Sumele inscrise in col. 6 "Plati efectuate" cu semnul minus la Titlul 85, art. 85.01 "Plati efectuate din precedenti si recuperate in anul curent", se inscriu si pe col. 4"Angajamente bugetare" si col. 5 "Angajamente legale" la acelasi cod tot cu semnul minus , astfel incat in col. 7 "Angajamente legale de platit" sa nu fie raportate sume.

Conducatorul institutiei



Conducatorul compartimentului
financiar-contabil

CONTUL DE EXECUTIE

A BUGETULUI INSTITUTIILOR PUBLICE SI ACTIVITATILOR FINANTATE INTEGRAL SAU PARTIAL DIN VENITURI PROPRII (DE SUBORDONARE LOCALA) -VENITURI

la data de 31.12.2021

Cod 20


TOTAL 5010 G+E

-lei-

Denumirea indicatorilor	Cod indicator	Prevederi bugetare		Drepturi constatate			Incasari realizate	Stingeri pe alte cai decat incasari	Drepturi constatate de incasat
		Aprobate la finele perioadei de raportare	Trimestriale cumulate	Total, din care:	din anii precedenti	din anul curent			
A	B	1	2	3=4+5	4	5	6	7	8=3-6-7
TOTAL VENITURI (cod 00.02+00.15+00.16+00.17+45.10+48.10)	000110	12,980,390	16,674,400	15,494,972	199,403	15,295,569	15,178,816	196	315,960
I. VENITURI CURENTE (cod 00.03+00.12)	0002	4,678,850	6,152,260	6,029,793	199,403	5,830,390	5,713,637	196	315,960
C. VENITURI NEFISCALE (cod 00.13+00.14)	2900	4,678,850	6,152,260	6,029,793	199,403	5,830,390	5,713,637	196	315,960
C1. VENITURI DIN PROPRIETATE (cod 30.10+31.10)	3000	92,000	148,510	128,100	7,448	120,652	116,488	196	11,416
Venituri din proprietate (cod 30.10.05+30.10.08+30.10.09+30.10.50)	3010	92,000	148,510	128,100	7,448	120,652	116,488	196	11,416
Venituri din concesiuni si inchirieri (cod 30.10.05.30)	301005	92,000	148,510	128,100	7,448	120,652	116,488	196	11,416
Alte venituri din concesiuni si inchirieri de catre institutiile publice	30100530	92,000	148,510	128,100	7,448	120,652	116,488	196	11,416
C2. VANZARI DE BUNURI SI SERVICII (cod 33.10+34.10+35.10+36.10+37.10)	3300	4,586,850	6,003,750	5,901,693	191,955	5,709,738	5,597,149		304,544
Venituri din prestari de servicii si alte activitati (cod 33.10.05+33.10.08+33.10.09+33.10.13+ 33.10.14+ 33.10.16+33.10.17+33.10.19 la 33.10.21+33.10.30 la 33.10.32+33.10.50)	3310	3,880,450	4,252,950	4,526,271	179,042	4,347,229	4,323,382		202,889
Taxe si alte venituri in invatamant	331005	69,370	75,870	72,638		72,638	72,638		
Venituri din prestari de servicii	331008	3,366,580	3,516,580	3,866,595	179,042	3,687,553	3,670,675		195,920
Contributia elevilor si studentilor pentru internate, camine si cantine.	331014	381,500	597,500	558,471		558,471	551,502		6,969
Alte venituri din prestari de servicii si alte activitati	331050	63,000	63,000	28,567		28,567	28,567		
Diverse venituri (cod 36.10.04+36.10.32+36.10.50)	3610	633,000	1,610,400	1,235,022	12,913	1,222,109	1,133,367		101,655
Alte venituri	361050	633,000	1,610,400	1,235,022	12,913	1,222,109	1,133,367		101,655
Transferuri voluntare, altele decat subventiile (cod 37.10.01+37.10.03+37.10.04+37.10.50)	3710	73,400	140,400	140,400		140,400	140,400		
Donatii si sponsorizari	371001	73,400	140,400	140,400		140,400	140,400		

A	B	1	2	3=4+5	4	5	6	7	8=3-6-7
Varsaminte din sectiunea de functionare pentru finantarea sectiunii de dezvoltare a bugetului local (cu semnul minus)	371003	-30,000	-89,710	-84,458		-84,458	-84,458		
Varsaminte din sectiunea de functionare	371004	30,000	89,710	84,458		84,458	84,458		
III. OPERATIUNI FINANCIARE (cod 40.10+41.10)	0016	521,930	521,930						
Încasări din rambursarea împrumuturilor acordate (cod. 40.10.15+40.10.16)	4010	521,930	521,930						
Sume utilizate din excedentul anului precedent pentru efectuarea de cheltuieli (cod. 40.10.15.01+40.10.15.02)	401015	521,930	521,930						
Sume utilizate de administratiile locale din excedentul anului precedent pentru sectiunea de functionare	40101501	521,930	521,930						
IV. SUBVENTII (cod 00.18)	4100	7,779,610	10,000,210	9,465,179		9,465,179	9,465,179		
SUBVENTII DE LA ALTE NIVELE ALE ADMINISTRATIEI PUBLICE (cod 42.10+43.10)	0018	100,000	100,000	78,000		78,000	78,000		
Subventii de la alte administratii (cod 43.10.09+43.10.10+43.10.14 la 43.10.17+43.10.19 + 43.10.25 la 43.10.27+43.10.31+43.10.32+43.10.33+43.10.35)	4310	7,779,610	10,000,210	9,465,179		9,465,179	9,465,179		
Subventii pentru institutii publice	431009	7,679,610	9,900,210	9,387,179		9,387,179	9,387,179		
Subventii pentru institutii publice destinate sectiunii de dezvoltare	431019	100,000	100,000	78,000		78,000	78,000		
VENITURILE SECTIUNII DE FUNCTIONARE (cod 00.02+00.16+00.17) - TOTAL	000110	12,850,390	16,484,690	15,332,514	199,403	15,133,111	15,016,358	196	315,960
I. VENITURI CURENTE (cod 00.03+00.12)	0002	4,648,850	6,062,550	5,945,335	199,403	5,745,932	5,629,179	196	315,960
C. VENITURI NEFISCALE (cod 00.13+00.14)	2900	4,648,850	6,062,550	5,945,335	199,403	5,745,932	5,629,179	196	315,960
C1. VENITURI DIN PROPRIETATE (cod 30.10 +31.10)	3000	92,000	148,510	128,100	7,448	120,652	116,488	196	11,416
Venituri din proprietate (cod 30.10.05+30.10.08+30.10.09+30.10.50)	3010	92,000	148,510	128,100	7,448	120,652	116,488	196	11,416
Venituri din concesiuni si inchirieri (cod 30.10.05.30)	301005	92,000	148,510	128,100	7,448	120,652	116,488	196	11,416
Alte venituri din concesiuni si inchirieri de catre institutiile publice	30100530	92,000	148,510	128,100	7,448	120,652	116,488	196	11,416
C2. VANZARI DE BUNURI SI SERVICII (cod 33.10+34.10+35.10+36.10+37.10)	3300	4,556,850	5,914,040	5,817,235	191,955	5,625,280	5,512,691		304,544
Venituri din prestari de servicii si alte activitati (cod 33.10.05+33.10.08+33.10.09+33.10.13+ 33.10.14 +33.10.16+33.10.17 +33.10.19 la 33.10.21+33.10.30 la 33.10.32+33.10.50)	3310	3,880,450	4,252,950	4,526,271	179,042	4,347,229	4,323,382		202,889
Taxe si alte venituri in invatamant	331005	69,370	75,870	72,638		72,638	72,638		
Venituri din prestari de servicii	331008	3,366,580	3,516,580	3,866,595	179,042	3,687,553	3,670,675		195,920
Contributia elevilor si studentilor pentru internate, camine si	331014	381,500	597,500	558,471		558,471	551,502		6,969

A	B	1	2	3=4+5	4	5	6	7	8=3-6-7
cantine.									
Alte venituri din prestari de servicii si alte activitati	331050	63,000	63,000	28,567		28,567	28,567		
Diverse venituri (cod 36.10.04+36.10.32+36.10.50)	3610	633,000	1,610,400	1,235,022	12,913	1,222,109	1,133,367		101,655
Alte venituri	361050	633,000	1,610,400	1,235,022	12,913	1,222,109	1,133,367		101,655
Transferuri voluntare, altele decât subventiile (cod 37.10.01+37.10.03+37.10.50)	3710	43,400	50,690	55,942		55,942	55,942		
Donatii si sponsorizari	371001	73,400	140,400	140,400		140,400	140,400		
Varsaminte din sectiunea de functionare pentru finantarea sectiunii de dezvoltare a bugetului local (cu semnul minus)	371003	-30,000	-89,710	-84,458		-84,458	-84,458		
III. OPERATIUNI FINANCIARE (cod 40.10+41.10)	0016	521,930	521,930						
Încasari din rambursarea împrumuturilor acordate (cod. 40.10.15)	4010	521,930	521,930						
Sume utilizate din excedentul anului precedent pentru efectuarea de cheltuieli (cod. 40.10.15.01)	401015	521,930	521,930						
Sume utilizate de administratiile locale din excedentul anului precedent pentru sectiunea de functionare	40101501	521,930	521,930						
IV. SUBVENTII (cod 00.18)	4100	7,679,610	9,900,210	9,387,179		9,387,179	9,387,179		
SUBVENTII DE LA ALTE NIVELE ALE ADMINISTRATIEI PUBLICE (cod 42.10+43.10)	0018	7,679,610	9,900,210	9,387,179		9,387,179	9,387,179		
Subventii de la alte administratii (cod 43.10.09+43.10.10+43.10.15+43.10.33+43.10.35)	4310	7,679,610	9,900,210	9,387,179		9,387,179	9,387,179		
Subventii pentru institutii publice	431009	7,679,610	9,900,210	9,387,179		9,387,179	9,387,179		
VENITURILE SECTIUNII DE DEZVOLTARE (cod 00.02+00.15+00.16+00.17+45.10+48.10) - TOTAL	000110	130,000	189,710	162,458		162,458	162,458		
F. VENITURI CURENTE (cod 00.12)	0002	30,000	89,710	84,458		84,458	84,458		
C. VENITURI NEFISCALE (cod 00.14)	2900	30,000	89,710	84,458		84,458	84,458		
C2. VANZARI DE BUNURI SI SERVICII (cod 36.10+37.10)	3300	30,000	89,710	84,458		84,458	84,458		
Transferuri voluntare, altele decât subventiile (cod 37.10.04)	3710	30,000	89,710	84,458		84,458	84,458		
Varsaminte din sectiunea de functionare	371004	30,000	89,710	84,458		84,458	84,458		
IV. SUBVENTII (cod 00.18)	4100	100,000	100,000	78,000		78,000	78,000		
SUBVENTII DE LA ALTE NIVELE ALE ADMINISTRATIEI PUBLICE (cod 42.10+43.10)	0018	100,000	100,000	78,000		78,000	78,000		
Subventii de la alte administratii (cod 43.10.14+43.10.16+43.10.17+43.10.19 + 43.10.25 la 43.10.27+43.10.31+43.10.32+43.10.35)	4310	100,000	100,000	78,000		78,000	78,000		
Subventii pentru institutii publice destinate sectiunii de dezvoltare	431019	100,000	100,000	78,000		78,000	78,000		



PRIMAR

DIRECTOR ECONOMIC

CONTUL DE EXECUTIE
A BUGETULUI INSTITUTIILOR PUBLICE SI ACTIVITATILOR FINANTATE INTEGRAL SAU PARTIAL DIN VENITURI PROPRII (DE SUBORDONARE LOCALA) -CHELTUIELI

la data de 31.12.2021

Cod 21

-lei-


Denumirea indicatorilor *)	Cod indicator	Credite de angajament		Credite bugetare		Angajamente bugetare	Angajamente legale	Plati efectuate	Angajamente legale de platit	Cheltuieli efective
		Aprobate la finele perioadei de raportare	Trimestriale cumulate	Aprobate la finele perioadei de raportare	Trimestriale cumulate					
A	B	1	2	3	4	5	6	7	8=6-7	9
TOTAL CHELTUIELI - SECTIUNEA DE FUNCTIONARE + SECTIUNEA DE DEZVOLTARE (cod 50.10+59.10+63.10+70.10+74.10+79.10)	4910	130,000	189,710	12,980,390	16,674,400	16,674,400	15,066,903	15,066,903		14,378,991
Partea I-a SERVICII PUBLICE GENERALE (cod 54.10+55.10)	5010	100,000	159,710	3,997,750	4,147,750	4,147,750	3,932,789	3,932,789		3,397,385
Alte servicii publice generale (cod 54.10.10+54.10.50)	5410	100,000	159,710	3,997,750	4,147,750	4,147,750	3,932,789	3,932,789		3,397,385
Alte servicii publice generale	541050	100,000	159,710	3,997,750	4,147,750	4,147,750	3,932,789	3,932,789		3,397,385
Partea III-a CHELTUIELI SOCIAL-CULTURALE (cod 65.10+66.10+67.10+68.10)	6310	30,000	30,000	8,698,190	12,242,200	12,242,200	10,849,745	10,849,745		10,675,251
Invatamant (cod 65.10.03 la 65.10.05+65.10.07+65.10.11+65.10.50)	6510	30,000	30,000	1,482,180	2,738,590	2,738,590	1,893,599	1,893,599		1,939,805
Invaatamant prescolar si primar (cod 65.10.03.01+65.10.03.02)	651003			777,620	1,754,020	1,754,020	1,216,979	1,216,979		1,264,869
Invatamant prescolar	65100301			777,620	1,754,020	1,754,020	1,216,979	1,216,979		1,264,869
Invatamant secundar (cod 65.10.04.01 la 65.10.04.03)	651004	30,000	30,000	644,560	924,570	924,570	622,953	622,953		625,774
Invatamant secundar inferior	65100401			52,390	79,900	79,900	43,048	43,048		34,213
Invatamant secundar superior	65100402	30,000	30,000	592,170	844,670	844,670	579,905	579,905		591,561
Invatamant postliceal	651005			60,000	60,000	60,000	53,667	53,667		49,162
Cultura, recreere si religie (cod 67.10.03+67.10.05+67.10.50)	6710			7,216,010	9,503,610	9,503,610	8,956,146	8,956,146		8,735,446
Servicii culturale (cod 67.10.03.03 la 67.10.03.07+67.10.03.09 la 67.10.03.11+67.10.03.15+67.10.03.30)	671003			3,582,830	3,603,430	3,603,430	3,064,079	3,064,079		3,100,159
Case de cultura	67100306			3,582,830	3,603,430	3,603,430	3,064,079	3,064,079		3,100,159
Servicii recreative si sportive (cod 67.10.05.01)	671005			3,633,180	5,900,180	5,900,180	5,892,067	5,892,067		5,635,287

A	B	1	2	3	4	5	6	7	8=6-7	9
Sport	67100501			3,633,180	5,900,180	5,900,180	5,892,067	5,892,067		5,635,287
Partea V-a ACTIUNI ECONOMICE (cod 80.10+83.10+84.10+87.10)	7910			284,450	284,450	284,450	284,369	284,369		306,355
Alte actiuni economice (cod 87.10.50)	8710			284,450	284,450	284,450	284,369	284,369		306,355
Alte actiuni economice	871050			284,450	284,450	284,450	284,369	284,369		306,355
CHELTUIELILE SECTIUNII DE FUNCTIONARE (cod 50.10+59.10+63.10+70.10+74.10+79.10)	4910	130,000	189,710	12,980,390	16,674,400	16,674,400	15,066,903	15,066,903		14,378,991
Partea I-a SERVICII PUBLICE GENERALE (cod 51.10+54.10+55.10)	5010			3,897,750	3,988,040	3,988,040	3,800,330	3,800,330		3,357,853
Alte servicii publice generale (cod 54.10.10+54.10.50)	5410			3,897,750	3,988,040	3,988,040	3,800,330	3,800,330		3,357,853
Alte servicii publice generale	541050			3,897,750	3,988,040	3,988,040	3,800,330	3,800,330		3,357,853
Partea III-a CHELTUIELI SOCIAL-CULTURALE (cod 65.10+66.10+67.10+68.10)	6310			8,668,190	12,212,200	12,212,200	10,819,745	10,819,745		10,619,227
Invatamant (cod 65.10.03 la 65.10.05+65.10.07+65.10.11+65.10.50)	6510			1,452,180	2,708,590	2,708,590	1,863,599	1,863,599		1,908,609
Invatamant prescolar si primar (cod 65.10.03.01+65.10.03.02)	651003			777,620	1,754,020	1,754,020	1,216,979	1,216,979		1,264,869
Invatamant prescolar	65100301			777,620	1,754,020	1,754,020	1,216,979	1,216,979		1,264,869
Invatamant secundar (cod 65.10.04.01 la 65.10.04.03)	651004			614,560	894,570	894,570	592,953	592,953		594,578
Invatamant secundar inferior	65100401			52,390	79,900	79,900	43,048	43,048		34,213
Invatamant secundar superior	65100402			562,170	814,670	814,670	549,905	549,905		560,365
Invatamant postliceal	651005			60,000	60,000	60,000	53,667	53,667		49,162
Cultura, recreere si religie (cod 67.10.03+67.10.05+67.10.50)	6710			7,216,010	9,503,610	9,503,610	8,956,146	8,956,146		8,710,618
Servicii culturale (cod 67.10.03.03 la 67.10.03.07+67.10.03.09 la 67.10.03.11+67.10.03.15+67.10.03.30)	671003			3,582,830	3,603,430	3,603,430	3,064,079	3,064,079		3,084,980
Case de cultura	67100306			3,582,830	3,603,430	3,603,430	3,064,079	3,064,079		3,084,980
Servicii recreative si sportive (cod 67.10.05.01)	671005			3,633,180	5,900,180	5,900,180	5,892,067	5,892,067		5,625,638
Sport	67100501			3,633,180	5,900,180	5,900,180	5,892,067	5,892,067		5,625,638
Partea V-a ACTIUNI ECONOMICE (cod 80.10+83.10+84.10+87.10)	7910			284,450	284,450	284,450	284,369	284,369		236,520
Alte actiuni economice (cod 87.10.50)	8710			284,450	284,450	284,450	284,369	284,369		236,520
Alte actiuni economice	871050			284,450	284,450	284,450	284,369	284,369		236,520
CHELTUIELILE SECTIUNII DE DEZVOLTARE (cod 50.10+59.10+63.10+70.10+74.10+79.10)	4910	130,000	189,710	130,000	189,710	189,710	162,459	162,459		165,391
Partea I-a SERVICII PUBLICE GENERALE (cod 51.10+54.10)	5010	100,000	159,710	100,000	159,710	159,710	132,459	132,459		39,532

A	B	1	2	3	4	5	6	7	8=6-7	9
Alte servicii publice generale (cod 54.10.10+54.10.50)	5410	100,000	159,710	100,000	159,710	159,710	132,459	132,459		39,532
Alte servicii publice generale	541050	100,000	159,710	100,000	159,710	159,710	132,459	132,459		39,532
Partea III-a CHELTUIELI SOCIAL-CULTURALE (cod 65.10+66.10+67.10+68.10)	6310	30,000	30,000	30,000	30,000	30,000	30,000	30,000		56,024
Invatamant (cod 65.10.03 la 65.10.05+65.10.07+65.10.11+65.10.50)	6510	30,000	30,000	30,000	30,000	30,000	30,000	30,000		31,196
Invatamant secundar (cod 65.10.04.01 la 65.10.04.03)	651004	30,000	30,000	30,000	30,000	30,000	30,000	30,000		31,196
Invatamant secundar superior	65100402	30,000	30,000	30,000	30,000	30,000	30,000	30,000		31,196
Cultura, recreere si religie (cod 67.10.03+67.10.05+67.10.50)	6710									24,828
Servicii culturale (cod 67.10.03.03 la 67.10.03.07+67.10.03.09 la 67.10.03.11+67.10.03.15+67.10.03.30)	671003									15,179
Case de cultura	67100306									15,179
Servicii recreative si sportive (cod 67.10.05.01)	671005									9,649
Sport	67100501									9,649
Partea V-a ACTIUNI ECONOMICE (cod 80.10+83.10+84.10+87.10)	7910									69,835
Alte actiuni economice (cod 87.10.50)	8710									69,835
Alte actiuni economice	871050									69,835

Nota: Se detaliaza pe structura clasificatiei economice (Anexa 7)

Conducatorul institutiei



Conducatorul compartimentului
financiar-contabil

+111.913

5010 TOTAL CHELTUIELI

Anexa 7

CONTUL DE EXECUTIE AL INSTITUTIILOR PUBLICE - CHELTUIELI

la data de 31.12.2021

Cod 21 Capitol 5010

Subcapitol

-lei-

DENUMIREA INDICATORILOR*)	Cod indicator	Credite de angajament		Credite bugetare		Angajamente bugetare	Angajamente legale	Plati efectuate	Angajamente legale de platit	Cheltuieli efective
		Aprobate la finele perioadei de raportare	Trimestriale cumulate	Aprobate la finele perioadei de raportare	Trimestriale cumulate					
A	B	1	2	3	4	5	6	7	8=6-7	9
TOTAL CHELTUIELI(SECTIUNEA DE FUNCTIONARE+SECTIUNEA DE DEZVOLTARE)		130,000	189,710	12,980,390	16,674,400	16,674,400	15,066,903	15,066,903		14,378,991
SECTIUNEA DE FUNCTIONARE (cod 01+79+85)				12,850,390	16,484,690	16,484,690	14,904,444	14,904,444		14,213,600
CHELTUIELI CURENTE (10+20+30+40+50+51SF+55SF+57+59)	01			12,850,390	16,593,820	16,593,820	15,016,003	15,016,003		14,213,600
TITLUL I CHELTUIELI DE PERSONAL (cod 10.01 la 10.03)	10			6,414,140	5,949,860	5,949,860	5,375,748	5,375,748		5,399,668
Cheltuieli salariale in bani (cod 10.01.01+10.01.03 la 10.01.08 +10.01.10 la 10.01.16 +10.01.30)	1001			6,196,810	5,742,780	5,742,780	5,196,125	5,196,125		5,211,846
Salarii de baza	100101			5,310,760	4,952,090	4,952,090	4,505,916	4,505,916		4,551,892
Sporuri pentru conditii de munca	100105			460,250	404,390	404,390	350,248	350,248		328,256
Alte sporuri	100106			31,440	27,970	27,970	26,087	26,087		25,644
Fond aferent platii cu ora	100111			32,650	33,700	33,700	29,783	29,783		25,377
Indemnizatii de delegare	100113			10,000	10,750	10,750	4,750	4,750		4,750
Indemnizatii de hrana	100117			346,860	309,030	309,030	279,341	279,341		275,927
Alte drepturi salariale in bani	100130			4,850	4,850	4,850				
Contributii (cod 10.03.01 la 10.03.06)	1003			217,330	207,080	207,080	179,623	179,623		187,822
Contributii de asigurari sociale de stat	100301			77,500	77,500	77,500	63,507	63,507		70,723
Contributia asiguratorie pentru munca	100307			139,830	129,580	129,580	116,116	116,116		117,099
TITLUL II BUNURI SI SERVICII (cod 20.01 la 20.06+20.09 la 20.16+20.18 la 20.25+20.27+20.30)	20			6,408,720	10,616,430	10,616,430	9,621,832	9,621,832		8,795,509
Bunuri si servicii (cod 20.01.01 la 20.01.09+20.01.30)	2001			1,398,920	1,707,680	1,707,680	1,516,976	1,516,976		1,366,057
Furnituri de birou	200101			41,250	49,120	49,120	46,401	46,401		32,289

A	B	1	2	3	4	5	6	7	8=6-7	9
Materiale pentru curatenie	200102			49,440	43,640	43,640	38,307	38,307		30,854
Incalzit, iluminat si forta motrica	200103			412,310	600,040	600,040	527,500	527,500		469,060
Apa, canal si salubritate	200104			114,540	122,740	122,740	107,188	107,188		92,152
Carburanti si lubrifianti	200105			35,300	33,800	33,800	28,926	28,926		26,021
●se de schimb	200106			45,000	42,000	42,000	23,999	23,999		29,488
Transport	200107			145,000	185,480	185,480	185,472	185,472		186,632
Posta, telecomunicatii, radio, tv, internet	200108			68,240	66,410	66,410	52,994	52,994		46,769
Materiale si prestari de servicii cu caracter functional	200109			251,000	316,200	316,200	309,018	309,018		290,309
Alte bunuri si servicii pentru intretinere si functionare	200130			236,840	248,250	248,250	197,171	197,171		162,483
Reparatii curente	2002			130,000	227,000	227,000	213,220	213,220		167,222
Hrana (cod 20.03.01+20.03.02)	2003			1,268,070	2,599,170	2,599,170	1,953,941	1,953,941		1,999,792
Hrana pentru oameni	200301			1,268,070	2,599,170	2,599,170	1,953,941	1,953,941		1,999,792
Medicamente si materiale sanitare (cod 20.04.01 la 20.04.04)	2004			30,600	36,730	36,730	36,122	36,122		24,171
Medicamente	200401			15,000	29,170	29,170	29,169	29,169		19,627
Materiale sanitare	200402			15,600	7,560	7,560	6,953	6,953		4,544
Bunuri de natura obiectelor de inventar (cod 20.05.01+20.05.03+20.05.30)	2005			172,500	339,280	339,280	289,069	289,069		89,064
Uniforme si echipament	200501			73,000	206,000	206,000	195,007	195,007		6,035
Lenjerie si accesorii de pat	200503									114
Alte obiecte de inventar	200530			99,500	133,280	133,280	94,062	94,062		82,915
●plasari, detasari, transferari (cod 20.06.01+20.06.02)	2006			18,000	12,940	12,940	11,932	11,932		10,772
Deplasari interne, detasari, transferari	200601			18,000	12,940	12,940	11,932	11,932		10,772
Carti, publicatii si materiale documentare	2011			6,640	5,010	5,010	2,794	2,794		2,366
Consultanta si expertiza	2012			30,000	29,150	29,150	29,124	29,124		27,047
Pregatire profesionala	2013			12,000	7,600	7,600	600	600		600
Protectia muncii	2014			9,000	9,000	9,000	3,566	3,566		3,467
Alte cheltuieli (cod 20.30.01 la 20.30.04+20.30.06+20.30.07+20.30.09+20.30.30)	2030			3,332,990	5,642,870	5,642,870	5,564,488	5,564,488		5,104,951
Reclama si publicitate	203001			6,000	4,990	4,990	2,041	2,041		1,797
Prime de asigurare non-viata	203003			800	800	800	504	504		433
Alte cheltuieli cu bunuri si servicii	203030			3,326,190	5,637,080	5,637,080	5,561,943	5,561,943		5,102,721
TITLUL XI ALTE CHELTUIEL (cod 59.01+59.02+59.08+59.11+59.12+59.15+59.17+59.20+59.22+)	59			27,530	27,530	27,530	18,423	18,423		18,423

A	B	1	2	3	4	5	6	7	8=6-7	9
59.25+59.30+59.35)										
Sume aferente persoanelor cu handicap neîncadrate	5940			27,530	27,530	27,530	18,423	18,423		18,423
TITLUL XIX PLATI EFECTUATE IN ANII PRECEDENTI SI RECUPERATE IN ANUL CURENT(85.01)	85F				-109,130	-109,130	-111,559	-111,559		
Plati efectuate in anii precedenti si recuperate in anul curent (cod 85.01.01)	8501F				-109,130	-109,130	-111,559	-111,559		
Plati efectuate in anii precedenti si recuperate in anul curent in sectiunea de functionare a bugetului local	850101				-109,130	-109,130	-111,559	-111,559		
SECTIUNEA DE DEZVOLTARE (cod 51+55+56+58+70+81+85)		130,000	189,710	130,000	189,710	189,710	162,459	162,459		165,391
CHELTUIELI DE CAPITAL ((cod 71+72+75)	70	130,000	189,710	130,000	189,710	189,710	162,459	162,459		165,391
TITLUL XIII ACTIVE NEFINANCIARE (cod 71.01 + 71.03)	71	130,000	189,710	130,000	189,710	189,710	162,459	162,459		165,391
Active fixe (cod 71.01.01 la 71.01.03+71.01.30)	7101	80,000	69,710	80,000	69,710	69,710	47,710	47,710		165,391
Masini, echipamente si mijloace de transport	710102									4,493
Mobilier, aparatura birotica si alte active corporale	710103									4,022
Alte active fixe	710130	80,000	69,710	80,000	69,710	69,710	47,710	47,710		156,876
Reparatii capitale aferente activelor fixe	7103	50,000	120,000	50,000	120,000	120,000	114,749	114,749		
	84				-109,130	-109,130	-111,559	-111,559		
A. CHELTUIELILE CURENTE (10+20+30+40+50+51+55+56+58+57+59)	01			12,850,390	16,593,820	16,593,820	15,016,003	15,016,003		14,213,600
TITLUL XIX PLATI EFECTUATE IN ANII PRECEDENTI SI RECUPERATE IN ANUL CURENT (85.01)	85				-109,130	-109,130	-111,559	-111,559		
Plati efectuate in anii precedenti si recuperate in anul curent (cod 85.01.02+85.01.05)	8501				-109,130	-109,130	-111,559	-111,559		

*) Se inscriu denumirea si simbolul capitolelor din bugetul aprobat detaliate pe titluri , articole, alineate, pe structura clasificatiei economice (bugetele locale, bugetul creditelor externe, bugetul creditelor interne, bugetul fondurilor externe nerambursabile - sursa D, institutii finantate integral sau partial din venituri proprii/activitati finantate integral din veniturii proprii)

NOTA: Sumele inscrise in col. 6 "Plati efectuate" cu semnul minus la Titlul 85, art. 85.01 "Plati efectuate din precedenti si recuperate in anul curent", se inscriu si pe col. 4 "Angajamente bugetare" si col. 5 "Angajamente legale" la acelasi cod tot cu semnul minus , astfel incat in col. 7 "Angajamente legale de platit" sa nu fie raportate sume.

Conducatorul institutiei



Conducatorul compartimentului
financiar-contabil