

## CONTUL DE EXECUTIE A BUGETULUI LOCAL- VENITURI

la data de 30.06.2021

Cod 20

-lei-

Denumirea indicatorilor	Cod indicator	Prevederi bugetare		Drepturi constatate			Incasari realizate	Stingeri pe alte cai decat incasari	Drepturi constatate de incasat
		Aprobate la finele perioadei de raportare	Trimestriale cumulate	Total, din care:	din anii precedenti	din anul curent			
A	B	1	2	3=4+5	4	5	6	7	8=3-6-7
VENITURI -TOTAL(cod 00.02+00.15+00.16+00.17+45.02)	000102	222,361,140	155,789,500	210,085,025	60,754,656	149,330,369	149,328,068	14,415,624	46,341,333
VENITURI PROPRII (cod 00.02-11.02-II 37.02+ 00.15+00.16)	4990	111,366,610	74,294,870	130,172,810	24,094,043	106,078,767	100,074,649		30,098,161
I. VENITURI CURENTE (cod 00.03+00.12)	0002	134,628,420	86,013,480	113,400,638	24,093,877	89,306,761	83,307,185		30,093,453
A. VENITURI FISCALE (cod 00.04+06.02+00.09+00.10+00.11)	0003	122,637,070	77,023,130	96,535,522	15,657,977	80,877,545	76,454,748		20,080,774
A1. IMPOZIT PE VENIT, PROFIT SI CASTIGURI DIN CAPITAL (cod 00.05+00.06+00.07)	0004	73,862,350	48,062,350	41,606,746		41,606,746	41,606,746		
A1.2. IMPOZIT PE VENIT, PROFIT SI CASTIGURI DIN CAPITAL DE LA PERSOANE FIZICE( cod 03.02+04.02)	0006	73,862,350	48,062,350	41,606,746		41,606,746	41,606,746		
Impozit pe venit (cod 03.02.17+ 03.02.18)	0302	146,350	146,350	167,036		167,036	167,036		
Impozitul pe veniturile din transferul proprietatilor imobiliare din patrimoniul personal	030218	146,350	146,350	167,036		167,036	167,036		
Cote si sume defalcate din impozitul pe venit (cod 04.02.01+04.02.04)	0402	73,716,000	47,916,000	41,439,710		41,439,710	41,439,710		
Cote defalcate din impozitul pe venit	040201	72,116,000	47,116,000	40,563,511		40,563,511	40,563,511		
Sume repartizate din Fondul la dispozitia Consiliului Judetean	040205	1,600,000	800,000	876,199		876,199	876,199		
A3. IMPOZITE SI TAXE PE PROPRIETATE (cod 07.02)	0009	18,268,520	12,710,780	31,643,638	11,719,060	19,924,578	17,284,376		14,359,262
Impozite si taxe pe proprietate (07.02.01 la 07.02.03+07.02.50)	0702	18,268,520	12,710,780	31,643,638	11,719,060	19,924,578	17,284,376		14,359,262
Impozit si taxa pe cladiri (cod 07.02.01.01+07.02.01.02)	070201	14,100,000	9,948,550	25,894,350	9,958,059	15,936,291	13,670,441		12,223,909
Impozit pe cladiri de la persoane fizice	07020101	4,500,000	2,798,550	6,212,488	1,205,131	5,007,357	4,231,197		1,981,291
Impozit si taxa pe cladiri de la persoane juridice	07020102	9,600,000	7,150,000	19,681,862	8,752,928	10,928,934	9,439,244		10,242,618
Impozit si taxa pe teren (cod 07.02.02.01 la 07.02.02.03)	070202	3,024,520	2,058,230	4,750,386	1,405,031	3,345,355	3,005,029		1,745,357

A	B	1	2	3=4+5	4	5	6	7	8=3-6-7
Impozit pe terenuri de la persoane fizice	07020201	1,114,000	687,000	1,664,871	382,767	1,282,104	1,091,615		573,256
Impozit si taxa pe teren de la persoane juridice	07020202	1,643,520	1,206,230	2,660,566	881,954	1,778,612	1,650,698		1,009,868
Impozitul pe terenul extravilan*)+Restante ani anteriori din impozitul pe terenul agricol-	07020203	267,000	165,000	424,949	140,310	284,639	262,716		162,233
Taxe judiciare de timbru si alte taxe de timbru	070203	1,144,000	704,000	998,902	355,970	642,932	608,906		389,996
<b>4.IMPOZITE SI TAXE PE BUNURI SI SERVICII (cod 11.02+12.02+15.02+16.02)</b>	0010	30,328,200	16,141,000	23,021,242	3,876,739	19,144,503	17,392,376		5,628,866
Sume defalcate din TVA (cod 11.02.01+11.02.02+11.02.05+11.02.06+11.02.09)	1102	22,851,200	11,308,000	10,603,516		10,603,516	10,603,516		
Sume defalcate din taxa pe valoarea adaugata pentru finantarea cheltuielilor descentralizate la nivelul comunelor, oraselor, municipiilor, sectoarelor si Municipiului Bucuresti	110202	22,196,200	10,947,000	10,293,916		10,293,916	10,293,916		
Sume defalcate din taxa pe valoarea adaugata pentru drumuri	110205	6,000	6,000						
Sume defalcate din taxa pe valoare adaugata pentru finantarea invatamantului particular sau confesional acreditat	110209	649,000	355,000	309,600		309,600	309,600		
Alte impozite si taxe generale pe bunuri si servicii (cod 12.02.07)	1202			56,268	55,011	1,257	500		55,768
Taxe hoteliere	120207			56,268	55,011	1,257	500		55,768
Taxe pe servicii specifice (cod 15.02.01+15.02.50)	1502	1,000	1,000	1,903	1,614	289	1,029		874
Impozit pe spectacole	150201	1,000	1,000	1,903	1,614	289	1,029		874
Taxe pe utilizarea bunurilor, autorizarea utilizarii bunurilor sau pe desfasurarea de activitati (cod 16.02.02+16.02.03+16.02.50)	1602	7,476,000	4,832,000	12,359,555	3,820,114	8,539,441	6,787,331		5,572,224
Impozit pe mijloacele de transport (cod 16.02.02.01+16.02.02.02)	160202	5,722,000	3,737,000	10,900,617	3,784,187	7,116,430	5,369,928		5,530,689
Impozit pe mijloacele de transport detinute de persoane fizice	16020201	4,002,000	2,677,000	6,849,937	1,982,035	4,867,902	3,668,445		3,181,492
Impozit pe mijloacele de transport detinute de persoane juridice	16020202	1,720,000	1,060,000	4,050,680	1,802,152	2,248,528	1,701,483		2,349,197
Taxe si tarife pentru eliberarea de licente si autorizatii de functionare	160203	37,000	37,000	9,320		9,320	9,320		
Alte taxe pe utilizarea bunurilor, autorizarea utilizarii bunurilor sau pe desfasurarea de activitati	160250	1,717,000	1,058,000	1,449,618	35,927	1,413,691	1,408,083		41,535
<b>A6. ALTE IMPOZITE SI TAXE FISCALE (cod 18.02)</b>	0011	178,000	109,000	263,896	62,178	201,718	171,250		92,646
Alte impozite si taxe fiscale (cod 18.02.50)	1802	178,000	109,000	263,896	62,178	201,718	171,250		92,646
Alte impozite si taxe	180250	178,000	109,000	263,896	62,178	201,718	171,250		92,646
<b>C. VENITURI NEFISCALE (cod 00.13+00.14)</b>	0012	11,991,350	8,990,350	16,865,116	8,435,900	8,429,216	6,852,437		10,012,679

A	B	1	2	3=4+5	4	5	6	7	8=3-6-7
C1. VENITURI DIN PROPRIETATE (cod 30.02+31.02)	0013	6,277,160	5,277,160	4,840,427	443,424	4,397,003	3,728,501		1,111,926
Venituri din proprietate (cod 30.02.01+30.02.05+30.02.08+30.02.50)	3002	6,277,160	5,277,160	4,840,427	443,424	4,397,003	3,728,501		1,111,926
Venituri din concesiuni si inchirieri (cod 30.02.05.30)	300205	5,967,160	4,967,160	4,505,466	443,424	4,062,042	3,436,088		1,069,378
Alte venituri din concesiuni si inchirieri de catre institutiile publice	30020530	5,967,160	4,967,160	4,505,466	443,424	4,062,042	3,436,088		1,069,378
Venituri din dividende (cod 30.02.08.02+30.02.08.03)	300208	310,000	310,000	334,961		334,961	292,413		42,548
Venituri din dividende de la alti platitori	30020802	310,000	310,000	334,961		334,961	292,413		42,548
C2. VANZARI DE BUNURI SI SERVICII (cod 33.02+34.02+35.02+36.02+37.02)	0014	5,714,190	3,713,190	12,024,689	7,992,476	4,032,213	3,123,936		8,900,753
Venituri din prestari de servicii si alte activitati (cod 33.02.08+33.02.10+33.02.12+33.02.24+33.02.27+33.02.28+33.02.33+33.02.50)	3302	876,300	552,300	411,638	47,336	364,302	343,877		67,761
Contributia parintilor sau sustinatorilor legali pentru intretinerea copiilor in crese	330210	71,300	53,300	68,685		68,685	68,685		
Contributia persoanelor beneficiare ale cantinelor de ajutor social	330212	22,000	16,000	11,038		11,038	11,038		
Venituri din recuperarea cheltuielilor de judecata, imputatii si despagubiri	330228	2,000	2,000	68,107	47,336	20,771	346		67,761
Alte venituri din prestari de servicii si alte activitati	330250	781,000	481,000	263,808		263,808	263,808		
Venituri din taxe administrative, eliberari permise (cod 34.02.02+34.02.50)	3402	64,000	43,000	33,040		33,040	33,040		
Taxe extrajudiciare de timbru	340202	2,000	2,000	496		496	496		
Alte venituri din taxe administrative, eliberari permise	340250	62,000	41,000	32,544		32,544	32,544		
Amenzi, penalitati si confiscari (cod 35.02.01 la 35.02.03+35.02.50)	3502	2,427,000	1,495,000	7,985,295	6,587,926	1,397,369	1,520,789		6,464,506
Venituri din amenzi si alte sanctiuni aplicate potrivit dispozitiilor legale (cod 35.02.01.02)	350201	2,427,000	1,495,000	7,985,295	6,587,926	1,397,369	1,520,789		6,464,506
Venituri din amenzi si alte sanctiuni aplicate de catre alte institutii de specialitate	35020102	2,427,000	1,495,000	7,985,295	6,587,926	1,397,369	1,520,789		6,464,506
Diverse venituri (cod 36.02.01+36.02.05+36.02.06+36.02.07+36.02.11+36.02.14+36.02.22+36.02.23+36.02.31+36.02.32+36.02.47+36.02.50)	3602	1,899,000	1,175,000	3,437,090	1,357,214	2,079,876	1,068,604		2,368,486
Taxe speciale	360206	1,899,000	1,175,000	3,403,772	1,357,214	2,046,558	1,035,286		2,368,486
Alte venituri pentru finantarea sectiunii de dezvoltare	360247			1,126		1,126	1,126		
Alte venituri	360250			32,192		32,192	32,192		
Transferuri voluntare, altele decat subventiile (cod	3702	447,890	447,890	157,626		157,626	157,626		

A	B	1	2	3=4+5	4	5	6	7	8=3-6-7
37.02.01+37.02.03 la 37.02.05+37.02.50)									
Donatii si sponsorizari	370201	447,890	447,890	157,626		157,626	157,626		
Varsaminte din sectiunea de functionare pentru finantarea sectiunii de dezvoltare a bugetului local (cu semnul minus)	370203	-10,879,030	-10,879,030	-6,500,000		-6,500,000	-6,500,000		
Varsaminte din sectiunea de functionare	370204	10,879,030	10,879,030	6,500,000		6,500,000	6,500,000		
<b>II. VENITURI DIN CAPITAL (cod 39.02)</b>	0015	37,280	37,280	40,196	166	40,030	35,488		4,708
Venituri din valorificarea unor bunuri (cod 39.02.01+39.02.03+39.02.04+ 39.02.07+39.02.10)	3902	37,280	37,280	40,196	166	40,030	35,488		4,708
Venituri din valorificarea unor bunuri ale institutiilor publice	390201	6,000	6,000	10,634	40	10,594	6,000		4,634
Venituri din vanzarea locuintelor construite din fondurile statului	390203			131	126	5	57		74
Venituri din vanzarea unor bunuri apartinand domeniului privat al statului sau al unitatilor administrativ-teritoriale	390207	31,280	31,280	29,431		29,431	29,431		
<b>III. OPERATIUNI FINANCIARE (cod 40.02+41.02)</b>	0016			27,493,118		27,493,118	27,493,118		
Incasari din rambursarea imprumuturilor acordate (cod 40.02.06+40.02.07+40.02.10+40.02.11+40.02.13+40.02.14+40.02.50)	4002			27,493,118		27,493,118	27,493,118		
Sume din excedentul bugetului local utilizate pentru finantarea cheltuielilor sectiunii de dezvoltare	400214			27,493,118		27,493,118	27,493,118		
<b>IV. SUBVENTII (cod 00.18)</b>	0017	18,011,870	10,862,850	12,723,434	9,835,819	2,887,615	7,454,703	1,241,940	4,026,791
<b>SUBVENTII DE LA ALTE NIVELE ALE ADMINISTRATIEI PUBLICE (cod 42.02+43.02)</b>	0018	18,011,870	10,862,850	12,723,434	9,835,819	2,887,615	7,454,703	1,241,940	4,026,791
Subventii de la bugetul de stat (cod 42.02.01+42.02.05+42.02.10+42.02.12 la 42.02.18 la 42.02.21+42.02.28+42.02.29+42.02.32 la 42.02.36+42.02.40 la 42.02.42 la 42.02.45+42.02.51+42.02.52+ 42.02.54+42.02.55+42.02.62+42.02.65+ 42.02.66+42.02.67+42.02.69)	4202	17,781,870	10,632,850	12,288,524	9,616,956	2,671,566	7,238,654	1,023,079	4,026,791
Subventii din bugetul de stat pentru finantarea sanatatii	420241	5,193,310	2,325,310	2,432,754		2,432,754	1,922,529		510,225
Sume primite de administratiile locale in cadrul programelor FEAGA implementate de APIA	420242	238,810	238,810	238,812		238,812	238,812		
Subventii de la bugetul de stat catre bugetele locale necesare sustinerii derularii proiectelor finantate din fonduri externe nerambursabile (FEN) postaderare, aferente perioadei de programare 2014 - 2020	420269	12,349,750	8,068,730	9,616,958	9,616,956		5,077,313	1,023,079	3,516,566
Subventii de la alte administratii (cod. 43.02.01+43.02.04+43.02.07+43.02.08+43.02.20+43.02.21+43.02.23 +43.02.24 + 43.02.28 la	4302	230,000	230,000	434,910	218,861	216,049	216,049	218,861	

A	B	1	2	3=4+5	4	5	6	7	8=3-6-7
43.02.31+43.02.34)									
Sume alocate din bugetul AFIR, pentru sustinerea proiectelor din PNDR 2014 - 2020	430231	230,000	230,000	434,910	218,861	216,049	216,049	218,861	
Sume primite de la UE/alti donatori în contul platilor efectuate si prefinantari aferente cadrului financiar 2014-2020 (cod 48.02.01 la 48.02.05+48.02.11+48.02.12+48.02.15+48.02.19)	4802	69,683,570	58,875,890	56,427,639	26,824,794	29,602,845	31,037,574	13,173,684	12,216,381
Fondul European de Dezvoltare Regionala (FEDR) (cod 48.02.01.01 la 48.02.01.03)	480201	67,736,310	56,928,630	54,098,113	26,311,041	27,787,072	29,409,684	12,659,931	12,028,498
Sume primite în contul platilor efectuate în anul curent	48020101	8,318,160	5,000,000	24,334,873	24,334,873		1,055,979	11,372,954	11,905,940
Sume primite în contul platilor efectuate în anii anteriori	48020102	3,500,000	2,500,000	1,697,577	1,697,577		288,042	1,286,977	122,558
Prefinantare	48020103	55,918,150	49,428,630	28,065,663	278,591	27,787,072	28,065,663		
Fondul Social European (FSE) (cod 48.02.02.01 la 48.02.02.03)	480202	1,427,260	1,427,260	1,298,261		1,298,261	1,120,738		177,523
Sume primite în contul platilor efectuate în anul curent	48020201	1,002,310	1,002,310	671,596		671,596	494,073		177,523
Prefinantare	48020203	424,950	424,950	626,665		626,665	626,665		
Fondul European Agricol de Dezvoltare (FEADR) (cod 48.02.04.01 la 48.02.04.03)	480204	520,000	520,000	1,031,265	513,753	517,512	507,152	513,753	10,360
Sume primite în contul platilor efectuate în anul curent	48020401	520,000	520,000	517,512		517,512	507,152		10,360
Sume primite în contul platilor efectuate în anii anteriori	48020402			513,753	513,753			513,753	
VENITURILE SECTIUNII DE FUNCTIONARE (cod 00.02+00.16+00.17) - TOTAL	000102	129,181,510	77,698,570	109,571,078	24,093,877	85,477,201	78,967,400		30,603,678
VENITURI PROPRII (00.02-11.02-37.02+00.16)	4990	111,329,330	74,257,590	102,638,370	24,093,877	78,544,493	72,544,917		30,093,453
I. VENITURI CURENTE (cod 00.03+00.12)	0002	123,749,390	75,134,450	106,899,512	24,093,877	82,805,635	76,806,059		30,093,453
A. VENITURI FISCALE (cod 00.04+06.02+00.09+00.10+00.11)	0003	122,637,070	77,023,130	96,535,522	15,657,977	80,877,545	76,454,748		20,080,774
A1. IMPOZIT PE VENIT, PROFIT SI CASTIGURI DIN CAPITAL (cod 00.05+00.06+00.07)	0004	73,862,350	48,062,350	41,606,746		41,606,746	41,606,746		
A1.2. IMPOZIT PE VENIT, PROFIT SI CASTIGURI DIN CAPITAL DE LA PERSOANE FIZICE( cod 03.02+04.02)	0006	73,862,350	48,062,350	41,606,746		41,606,746	41,606,746		
Impozit pe venit (cod 03.02.17+ 03.02.18)	0302	146,350	146,350	167,036		167,036	167,036		
Impozitul pe veniturile din transferul proprietatilor imobiliare din patrimoniul personal	030218	146,350	146,350	167,036		167,036	167,036		
Cote si sume defalcate din impozitul pe venit (cod 04.02.01+04.02.04)	0402	73,716,000	47,916,000	41,439,710		41,439,710	41,439,710		
Cote defalcate din impozitul pe venit	040201	72,116,000	47,116,000	40,563,511		40,563,511	40,563,511		
Sume repartizate din Fondul la dispozitia Consiliului Judetean	040205	1,600,000	800,000	876,199		876,199	876,199		
A3. IMPOZITE SI TAXE PE PROPRIETATE (cod 07.02)	0009	18,268,520	12,710,780	31,643,638	11,719,060	19,924,578	17,284,376		14,359,262


A	B	1	2	3=4+5	4	5	6	7	8=3-6-7
Impozite si taxe pe proprietate (cod 07.02.01 la 07.02.03+07.02.50)	0702	18,268,520	12,710,780	31,643,638	11,719,060	19,924,578	17,284,376		14,359,262
Impozit si taxa pe cladiri (cod 07.02.01.01+07.02.01.02)	070201	14,100,000	9,948,550	25,894,350	9,958,059	15,936,291	13,670,441		12,223,909
Impozit pe cladiri de la persoane fizice	07020101	4,500,000	2,798,550	6,212,488	1,205,131	5,007,357	4,231,197		1,981,291
Impozit si taxa pe cladiri de la persoane juridice	07020102	9,600,000	7,150,000	19,681,862	8,752,928	10,928,934	9,439,244		10,242,618
Impozit si taxa pe teren (cod 07.02.02.01 la 07.02.02.03)	070202	3,024,520	2,058,230	4,750,386	1,405,031	3,345,355	3,005,029		1,745,357
Impozit pe terenuri de la persoane fizice	07020201	1,114,000	687,000	1,664,871	382,767	1,282,104	1,091,615		573,256
Impozit si taxa pe teren de la persoane juridice	07020202	1,643,520	1,206,230	2,660,566	881,954	1,778,612	1,650,698		1,009,868
Impozitul pe terenul extravilan*)+Restante anii anteriori din impozitul pe terenul agricol-	07020203	267,000	165,000	424,949	140,310	284,639	262,716		162,233
Taxe judiciare de timbru si alte taxe de timbru	070203	1,144,000	704,000	998,902	355,970	642,932	608,906		389,996
A4. IMPOZITE SI TAXE PE BUNURI SI SERVICII (cod 11.02+12.02+15.02+16.02)	0010	30,328,200	16,141,000	23,021,242	3,876,739	19,144,503	17,392,376		5,628,866
Sume defalcate din TVA (cod 11.02.01+11.02.02+11.02.05+11.02.06+11.02.09)	1102	22,851,200	11,308,000	10,603,516		10,603,516	10,603,516		
Sume defalcate din taxa pe valoarea adaugata pentru finantarea cheltuielilor descentralizate la nivelul comunelor, oraselor, municipiilor, sectoarelor si Municipiului Bucuresti	110202	22,196,200	10,947,000	10,293,916		10,293,916	10,293,916		
Sume defalcate din taxa pe valoarea adaugata pentru drumuri	110205	6,000	6,000						
Sume defalcate din taxa pe valoare adaugata pentru finantarea invatamantului particular sau confesional acreditat	110209	649,000	355,000	309,600		309,600	309,600		
Alte impozite si taxe generale pe bunuri si servicii (cod 12.02.07)	1202			56,268	55,011	1,257	500		55,768
Taxe hoteliere	120207			56,268	55,011	1,257	500		55,768
Taxe pe servicii specifice (cod 15.02.01+15.02.50)	1502	1,000	1,000	1,903	1,614	289	1,029		874
Impozit pe spectacole	150201	1,000	1,000	1,903	1,614	289	1,029		874
Taxe pe utilizarea bunurilor, autorizarea utilizarii bunurilor sau pe desfasurarea de activitati (cod 16.02.02+16.02.03+16.02.50)	1602	7,476,000	4,832,000	12,359,555	3,820,114	8,539,441	6,787,331		5,572,224
Impozit pe mijloacele de transport (cod 16.02.02.01+16.02.02.02)	160202	5,722,000	3,737,000	10,900,617	3,784,187	7,116,430	5,369,928		5,530,689
Impozit pe mijloacele de transport detinute de persoane fizice	16020201	4,002,000	2,677,000	6,849,937	1,982,039	4,867,902	3,668,445		3,181,492
Impozit pe mijloacele de transport detinute de persoane juridice	16020202	1,720,000	1,060,000	4,050,680	1,802,152	2,248,528	1,701,483		2,349,197
Taxe si tarife pentru eliberarea de licente si autorizatii de functionare	160203	37,000	37,000	9,320		9,320	9,320		

A	B	1	2	3=4+5	4	5	6	7	8=3-6-7
Alte taxe pe utilizarea bunurilor, autorizarea utilizării bunurilor sau pe desfasurarea de activitati	160250	1,717,000	1,058,000	1,449,618	35,927	1,413,691	1,408,083		41,535
A6. ALTE IMPOZITE SI TAXE FISCALE (cod 18.02)	0011	178,000	109,000	263,896	62,178	201,718	171,250		92,646
Alte impozite si taxe fiscale (cod 18.02.50)	1802	178,000	109,000	263,896	62,178	201,718	171,250		92,646
Alte impozite si taxe	180250	178,000	109,000	263,896	62,178	201,718	171,250		92,646
C. VENITURI NEFISCALE (cod 00.13+00.14)	0012	1,112,320	-1,888,680	10,363,990	8,435,900	1,928,090	351,311		10,012,679
C1. VENITURI DIN PROPRIETATE (cod 30.02+31.02)	0013	6,277,160	5,277,160	4,840,427	443,424	4,397,003	3,728,501		1,111,926
Venituri din proprietate (cod 30.02.01+30.02.05+30.02.08+30.02.50)	3002	6,277,160	5,277,160	4,840,427	443,424	4,397,003	3,728,501		1,111,926
Venituri din concesiuni si închirieri (cod 30.02.05.30)	300205	5,967,160	4,967,160	4,505,466	443,424	4,062,042	3,436,088		1,069,378
Alte venituri din concesiuni si închirieri de catre institutiile publice	30020530	5,967,160	4,967,160	4,505,466	443,424	4,062,042	3,436,088		1,069,378
Venituri din dividende (cod 30.02.08.02+30.02.08.03)	300208	310,000	310,000	334,961		334,961	292,413		42,548
Venituri din dividende de la alti platitori	30020802	310,000	310,000	334,961		334,961	292,413		42,548
C2. VANZARI DE BUNURI SI SERVICII (cod 33.02+34.02+35.02+36.02+37.02)	0014	-5,164,840	-7,165,840	5,523,563	7,992,476	-2,468,913	-3,377,190		8,900,753
Venituri din prestari de servicii si alte activitati (cod 33.02.08+33.02.10+33.02.12+33.02.24+33.02.27+33.02.28+33.02.33+33.02.50)	3302	876,300	552,300	411,638	47,336	364,302	343,877		67,761
Contributia parintilor sau sustinatorilor legali pentru intretinerea copiilor in crese	330210	71,300	53,300	68,685		68,685	68,685		
Contributia persoanelor beneficiare ale cantinelor de ajutor social	330212	22,000	16,000	11,038		11,038	11,038		
Venituri din recuperarea cheltuielilor de judecata, imputatii si despagubiri	330228	2,000	2,000	68,107	47,336	20,771	346		67,761
Alte venituri din prestari de servicii si alte activitati	330250	781,000	481,000	263,808		263,808	263,808		
Venituri din taxe administrative, eliberari permise (cod 34.02.02+34.02.50)	3402	64,000	43,000	33,040		33,040	33,040		
Taxe extrajudiciare de timbru	340202	2,000	2,000	496		496	496		
Alte venituri din taxe administrative, eliberari permise	340250	62,000	41,000	32,544		32,544	32,544		
Amenzi, penalitati si confiscari (cod 35.02.01 la 35.02.03+35.02.50)	3502	2,427,000	1,495,000	7,985,295	6,587,926	1,397,369	1,520,789		6,464,506
Venituri din amenzi si alte sanctiuni aplicate potrivit dispozitiilor legale (cod 35.02.01.02)	350201	2,427,000	1,495,000	7,985,295	6,587,926	1,397,369	1,520,789		6,464,506
Venituri din amenzi si alte sanctiuni aplicate de catre alte institutii de specialitate	35020102	2,427,000	1,495,000	7,985,295	6,587,926	1,397,369	1,520,789		6,464,506
Diverse venituri (cod 36.02)	3602	1,899,000	1,175,000	3,435,964	1,357,214	2,078,750	1,067,478		2,368,486

A	B	1	2	3=4+5	4	5	6	7	8=3-6-7
36.02.01+36.02.05+36.02.06+36.02.11+36.02.14+36.02.32+36.02.50)									
Taxe speciale	360206	1,899,000	1,175,000	3,403,772	1,357,214	2,046,558	1,035,286		2,368,486
Alte venituri	360250			32,192		32,192	32,192		
Transferuri voluntare, altele decat subventiile (cod 37.02.01+37.02.03+37.02.50)	3702	-10,431,140	-10,431,140	-6,342,374		-6,342,374	-6,342,374		
Donatii si sponsorizari	370201	447,890	447,890	157,626		157,626	157,626		
Varsaminte din sectiunea de functionare pentru finantarea sectiunii de dezvoltare a bugetului local ( cu semnul minus)	370203	-10,879,030	-10,879,030	-6,500,000		-6,500,000	-6,500,000		
IV. SUBVENTII (cod 00.18)	0017	5,432,120	2,564,120	2,671,566		2,671,566	2,161,341		510,225
SUBVENTII DE LA ALTE NIVELE ALE ADMINISTRATIEI PUBLICE (cod 42.02+43.02)	0018	5,432,120	2,564,120	2,671,566		2,671,566	2,161,341		510,225
Subventii de la bugetul de stat (cod 42.02.21+42.02.28+42.02.32 la 42.02.36+ 42.02.41+ 42.02.42+42.02.44+ 42.02.45+ 42.02.51+ 42.02.54+42.02.66)	4202	5,432,120	2,564,120	2,671,566		2,671,566	2,161,341		510,225
Subventii din bugetul de stat pentru finantarea sanatatii	420241	5,193,310	2,325,310	2,432,754		2,432,754	1,922,529		510,225
Sume primite de administratiile locale în cadrul programelor FEGA implementate de APIA	420242	238,810	238,810	238,812		238,812	238,812		
VENITURILE SECTIUNII DE DEZVOLTARE (00.02+00.15+00.16+00.17+45.02+48.02) - TOTAL	000102	93,179,630	78,090,930	100,513,947	36,660,779	63,853,168	70,360,668	14,415,624	15,737,655
VENITURI PROPRII (cod 00.02-11.02-37.02+00.15+00.16)	4990	37,280	37,280	27,534,440	166	27,534,274	27,529,732		4,708
I. VENITURI CURENTE (cod 00.03+00.12)	0002	10,879,030	10,879,030	6,501,126		6,501,126	6,501,126		
C. VENITURI NEFISCALE (cod 00.14)	0012	10,879,030	10,879,030	6,501,126		6,501,126	6,501,126		
2. VANZARI DE BUNURI SI SERVICII (cod 36.02+37.02)	0014	10,879,030	10,879,030	6,501,126		6,501,126	6,501,126		
Diverse venituri (cod 36.02.07+36.02.22+36.02.23+36.02.31+36.02.32)	3602			1,126		1,126	1,126		
Alte venituri pentru finantarea sectiunii de dezvoltare	360247			1,126		1,126	1,126		
Transferuri voluntare, altele decat subventiile (cod 37.02.04+37.02.05)	3702	10,879,030	10,879,030	6,500,000		6,500,000	6,500,000		
Varsaminte din sectiunea de functionare	370204	10,879,030	10,879,030	6,500,000		6,500,000	6,500,000		
II. VENITURI DIN CAPITAL (cod 39.02)	0015	37,280	37,280	40,196	166	40,030	35,488		4,708
Venituri din valorificarea unor bunuri (cod 39.02.01+39.02.03+39.02.04+39.02.07+39.02.10)	3902	37,280	37,280	40,196	166	40,030	35,488		4,708
Venituri din valorificarea unor bunuri ale institutiilor publice	390201	6,000	6,000	10,634	40	10,594	6,000		4,634
Venituri din vanzarea locuintelor construite din fondurile statului	390203			131	126	5	57		74
Venituri din vanzarea unor bunuri apartinand domeniului	390207	31,280	31,280	29,431		29,431	29,431		



A	B	1	2	3=4+5	4	5	6	7	8=3-6-7
privat al statului sau al unitatilor administrativ-teritoriale									
III. OPERATIUNI FINANCIARE (cod 40.02+41.02)	0016			27,493,118		27,493,118	27,493,118		
Încasari din rambursarea împrumuturilor acordate (cod 40.02.13+40.02.14+40.02.16)	4002			27,493,118		27,493,118	27,493,118		
Sume din excedentul bugetului local utilizate pentru finanțarea cheltuielilor secțiunii de dezvoltare	400214			27,493,118		27,493,118	27,493,118		
IV. SUBVENTII (cod 00.18)	0017	12,579,750	8,298,730	10,051,868	9,835,819	216,049	5,293,362	1,241,940	3,516,566
SUBVENTII DE LA ALTE NIVELE ALE ADMINISTRATIEI PUBLICE (cod 42.02+43.02)	0018	12,579,750	8,298,730	10,051,868	9,835,819	216,049	5,293,362	1,241,940	3,516,566
Subvenții de la bugetul de stat (cod 42.02.01+42.02.05+42.02.10+42.02.12 la 42.02.18+42.02.20+ 42.02.29+42.02.40+42.02.51+42.02.52+42.02.55+ 42.02.62+42.02.65+ 42.02.67+42.02.69)	4202	12,349,750	8,068,730	9,616,958	9,616,958		5,077,313	1,023,079	3,516,566
Subvenții de la bugetul de stat către bugetele locale necesare susținerii derulării proiectelor finanțate din fonduri externe nerambursabile (FEN) postaderare, aferente perioadei de programare 2014 - 2020	420269	12,349,750	8,068,730	9,616,958	9,616,958		5,077,313	1,023,079	3,516,566
Subvenții de la alte administrații (cod 43.02.28+43.02.29+43.02.31)	4302	230,000	230,000	434,910	218,861	216,049	216,049	218,861	
Sume alocate din bugetul AFIR, pentru susținerea proiectelor din PNDR 2014 - 2020	430231	230,000	230,000	434,910	218,861	216,049	216,049	218,861	
Sume primite de la UE/alti donatori în contul plăților efectuate și prefinanțări aferente cadrului financiar 2014-2020 (cod 48.02.01 la 48.02.05+48.02.11+48.02.12+48.02.15+48.02.19)	4802	69,683,570	58,875,890	56,427,639	26,824,794	29,602,845	31,037,574	13,173,684	12,216,381
Fondul European de Dezvoltare Regională (FEDR) (cod 48.02.01.01 la 48.02.01.03)	480201	67,736,310	56,928,630	54,098,113	26,311,041	27,787,072	29,409,684	12,659,931	12,028,498
Sume primite în contul plăților efectuate în anul curent	48020101	8,318,160	5,000,000	24,334,873	24,334,873		1,055,979	11,372,954	11,905,940
Sume primite în contul plăților efectuate în anii anteriori	48020102	3,500,000	2,500,000	1,697,577	1,697,577		288,042	1,286,977	122,558
Prefinanțare	48020103	55,918,150	49,428,630	28,065,663	278,597	27,787,072	28,065,663		
Fondul Social European (FSE) (cod 48.02.02.01 la 48.02.02.03)	480202	1,427,260	1,427,260	1,298,261		1,298,261	1,120,738		177,523
Sume primite în contul plăților efectuate în anul curent	48020201	1,002,310	1,002,310	671,596		671,596	494,073		177,523
Prefinanțare	48020203	424,950	424,950	626,665		626,665	626,665		
Fondul European Agricol de Dezvoltare (FEADR) (cod 48.02.04.01 la 48.02.04.03)	480204	520,000	520,000	1,031,265	513,753	517,512	507,152	513,753	10,360
Sume primite în contul plăților efectuate în anul curent	48020401	520,000	520,000	517,512		517,512	507,152		10,360
Sume primite în contul plăților efectuate în anii anteriori	48020402			513,753	513,753				



Director Economic

## CONTUL DE EXECUTIE A BUGETULUI LOCAL- CHELTUIELI

la data de 30.06.2021

pd 21

-lei- 24.820.442

Denumirea indicatorilor *)	Cod indicator	Credite de angajament		Credite bugetare		Angajamente bugetare	Angajamente legale	Plati efectuate	Angajamente legale de platit	Cheltuieli efective
		Aprobate la finele perioadei de raportare	Trimestriale cumulate	Aprobate la finele perioadei de raportare	Trimestriale cumulate					
A	B	1	2	3	4	5	6	7	8=6-7	
TOTAL CHELTUIELI (cod 50.02+59.02+63.02+70.02+74.02+79.02)	4902	120,672,750	105,584,050	249,854,260	183,282,620	249,167,846	249,167,846	94,752,447	154,415,399	74,666,690
Partea I-a SERVICII PUBLICE GENERALE (cod 51.02+54.02+55.02+56.02)	5002	3,466,330	3,466,330	34,956,290	20,270,980	34,299,710	34,299,710	14,542,863	19,756,847	14,041,598
Autoritati publice si actiuni externe (cod 51.02.01)	5102	3,366,330	3,366,330	28,042,100	16,274,980	28,035,520	28,035,520	12,809,561	15,225,959	12,308,066
Autoritati executive si legislative (cod 51.02.01.03)	510201	3,366,330	3,366,330	28,042,100	16,274,980	28,035,520	28,035,520	12,809,561	15,225,959	12,308,066
Autoritati executive	51020103	3,366,330	3,366,330	28,042,100	16,274,980	28,035,520	28,035,520	12,809,561	15,225,959	12,308,066
Alte servicii publice generale (cod 54.02.05 la 54.02.07+54.02.10+54.02.50)	5402	100,000	100,000	3,480,350	2,564,000	2,830,350	2,830,350	1,013,901	1,816,449	1,014,589
Fond de rezerva bugetara la dispozitia autoritatilor locale	540205			650,000	650,000					
Servicii publice comunitare de evidenta a persoanelor	540210			1,491,650	867,000	1,491,650	1,491,650	672,173	819,477	672,861
Alte servicii publice generale	540250	100,000	100,000	1,338,700	1,047,000	1,338,700	1,338,700	341,728	996,972	341,728
Tranzactii privind datoria publica si imprumuturi	5502			3,433,840	1,432,000	3,433,840	3,433,840	719,401	2,714,439	718,943
Partea a II-a APARARE, ORDINE PUBLICA SI SIGURANTA NATIONALA (60.02+61.02)	5902	46,450	46,450	5,551,370	3,031,020	5,541,798	5,541,798	2,478,207	3,063,591	2,544,621
Ordine publica si siguranta nationala (cod 61.02.03 +61.02.05+61.02.50)	6102	46,450	46,450	5,551,370	3,031,020	5,541,798	5,541,798	2,478,207	3,063,591	2,544,621
Ordine publica (cod 61.02.03.04)	610203	46,450	46,450	5,261,370	2,802,020	5,251,798	5,251,798	2,437,948	2,813,850	2,497,980
Politie locala	61020304	46,450	46,450	5,261,370	2,802,020	5,251,798	5,251,798	2,437,948	2,813,850	2,497,980
Protectie civila si protectia contra incendiilor (protectie civila nonmilitara)	610205			290,000	229,000	290,000	290,000	40,259	249,741	46,641
Partea a III-a CHELTUIELI SOCIAL-CULTURALE( cod	6302	15,810,740	15,422,740	71,972,440	49,281,590	71,952,178	71,952,178	31,727,373	40,224,805	30,667,391

A	B	1	2	3	4	5	6	7	8=6-7	9
65.02+66.02+67.02+68.02)										
Invatamant (cod 65.02.03 la 65.02.05+65.02.07+65.02.11+65.02.12+65.02.50)	6502	13,565,870	13,177,870	24,941,870	21,527,660	24,937,831	24,937,831	8,915,754	16,022,077	7,894,558
Invatamant prescolar si primar (cod 65.02.03.01+65.02.03.02)	650203			2,102,680	1,362,820	2,099,743	2,099,743	1,001,431	1,098,312	1,296,573
Invatamant prescolar	65020301			2,102,680	1,362,820	2,099,743	2,099,743	1,001,431	1,098,312	1,296,573
Invatamant secundar (cod 65.02.04.01 la 65.02.04.03)	650204	623,000	623,000	8,427,320	6,241,970	8,426,218	8,426,218	3,797,868	4,628,350	4,193,572
Invatamant secundar inferior	65020401	383,000	383,000	3,448,220	2,496,050	3,447,358	3,447,358	1,631,753	1,815,605	1,530,769
Invatamant secundar superior	65020402	240,000	240,000	4,979,100	3,745,920	4,978,860	4,978,860	2,166,115	2,812,745	2,662,803
Invatamant postliceal	650205			66,000	45,000	66,000	66,000	17,497	48,503	14,654
Servicii educationale complementare ( cod 65.02.12.01)	650212			335,000	335,000	335,000	335,000	44,737	290,263	41,158
Scoala dupa scoala	65021201			335,000	335,000	335,000	335,000	44,737	290,263	41,158
Alte cheltuieli in domeniul invatamantului	650250	12,942,870	12,554,870	14,010,870	13,542,870	14,010,870	14,010,870	4,054,221	9,956,649	2,348,601
Sanatate (cod 66.02.06+66.02.08+66.02.50)	6602			5,391,850	2,523,850	5,391,850	5,391,850	2,000,579	3,391,271	2,208,502
Servicii de sanatate publica	660208			3,676,850	1,756,850	3,676,850	3,676,850	1,342,077	2,334,773	1,307,966
Alte cheltuieli in domeniul sanatatii (cod 66.02.50.50)	660250			1,715,000	767,000	1,715,000	1,715,000	658,502	1,056,498	900,536
Alte institutii si actiuni sanitare	66025050			1,715,000	767,000	1,715,000	1,715,000	658,502	1,056,498	900,536
Cultura, recreere si religie (cod 67.02.03+67.02.05+67.02.06+67.02.50)	6702	1,437,820	1,437,820	16,007,410	10,815,510	16,007,410	16,007,410	8,924,588	7,082,822	8,638,250
Servicii culturale (cod 67.02.03.02 la 67.02.03.08+67.02.03.12+67.02.03.30)	670203			3,519,830	1,717,440	3,519,830	3,519,830	1,627,400	1,892,430	1,627,400
Case de cultura	67020306			3,519,830	1,717,440	3,519,830	3,519,830	1,627,400	1,892,430	1,627,400
Servicii recreative si sportive (cod 67.02.05.01 la 67.02.05.03)	670205	535,300	535,300	11,385,060	7,995,550	11,385,060	11,385,060	6,980,610	4,404,450	7,010,850
Sport	67020501	535,300	535,300	5,985,060	4,495,550	5,985,060	5,985,060	3,652,213	2,332,847	3,679,886
Intretinere gradini publice, parcuri, zone verzi, baze sportive si de agrement	67020503			5,400,000	3,500,000	5,400,000	5,400,000	3,328,397	2,071,603	3,330,964
Alte servicii in domeniile culturii, recreerii si religiei	670250	902,520	902,520	1,102,520	1,102,520	1,102,520	1,102,520	316,578	785,942	
Asigurari si asistenta sociala (cod 68.02.04 la 68.02.06+68.02.10+68.02.11+68.02.12+68.02.15+68.02.50)	6802	807,050	807,050	25,631,310	14,414,570	25,615,087	25,615,087	11,886,452	13,728,635	11,926,081
Asistenta sociala in caz de boli si invaliditati (cod 68.02.05.02)	680205			14,230,000	7,908,000	14,230,000	14,230,000	7,090,021	7,139,979	7,120,101
Asistenta sociala in caz de invaliditate	68020502			14,230,000	7,908,000	14,230,000	14,230,000	7,090,021	7,139,979	7,120,101
Crese	680211			1,590,300	885,910	1,584,861	1,584,861	756,701	828,160	770,030
Prevenirea excluderii sociale (cod 68.02.15.01+68.02.15.02)	680215			23,200	23,200	23,200	23,200		23,200	
Ajutor social	68021501			23,200	23,200	23,200	23,200		23,200	

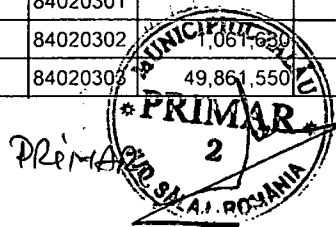
A	B	1	2	3	4	5	6	7	8=6-7	9
Alte cheltuieli în domeniul asigurărilor și asistenței sociale (cod 68.02.50.50)	680250	807,050	807,050	9,787,810	5,597,460	9,777,026	9,777,026	4,039,730	5,737,296	4,035,950
Alte cheltuieli în domeniul asistenței sociale	68025050	807,050	807,050	9,787,810	5,597,460	9,777,026	9,777,026	4,039,730	5,737,296	4,035,950
Partea a IV-a SERVICII SI DEZVOLTARE PUBLICA, LOCUINTE, MEDIU SI APE (cod 70.02+74.02)	6902	50,231,050	35,530,350	67,743,170	47,401,500	67,743,170	67,743,170	19,810,006	47,933,164	7,268,671
Locuinte, servicii și dezvoltare publică (cod 70.02.03+70.02.05 la 70.02.07+70.02.50)	7002	49,837,890	35,137,190	60,067,890	41,245,440	60,067,890	60,067,890	14,913,286	45,154,604	2,371,951
Locuinte (cod 70.02.03.01+70.02.03.30)	700203	8,040,430	5,620,450	8,040,430	5,620,450	8,040,430	8,040,430	1,242,149	6,798,281	
Alte cheltuieli în domeniul locuințelor	70020330	8,040,430	5,620,450	8,040,430	5,620,450	8,040,430	8,040,430	1,242,149	6,798,281	
Iluminat public și electrificări rurale	700206	30,381,270	18,714,760	32,634,270	20,085,510	32,634,270	32,634,270	5,472,209	27,162,061	968,199
Alte servicii în domeniul locuințelor, serviciilor și dezvoltării comunale	700250	11,416,190	10,801,980	19,393,190	15,539,480	19,393,190	19,393,190	8,198,928	11,194,262	1,403,752
Protecția mediului (cod 74.02.03+74.02.05+74.02.06+74.02.50)	7402	393,160	393,160	7,675,280	6,156,060	7,675,280	7,675,280	4,896,720	2,778,560	4,896,720
Salubritate și gestiunea deșeurilor (cod 74.02.05.01+74.02.05.02)	740205	393,160	393,160	7,675,280	6,156,060	7,675,280	7,675,280	4,896,720	2,778,560	4,896,720
Salubritate	74020501	393,160	393,160	7,675,280	6,156,060	7,675,280	7,675,280	4,896,720	2,778,560	4,896,720
Partea a V-a ACTIUNI ECONOMICE (80.02+81.02+83.02+84.02+87.02)	7902	51,118,180	51,118,180	69,630,990	63,297,530	69,630,990	69,630,990	26,193,998	43,436,992	20,144,410
Agricultură, silvicultură, piscicultură și vânătoare (cod 83.02.03)	8302	195,000	195,000	988,810	612,650	988,810	988,810	285,259	703,551	6,106,807
Agricultură (cod 83.02.03.03+83.02.03.07+83.02.03.30)	830203									61,142
Alte cheltuieli în domeniul agriculturii	83020330									61,142
Alte cheltuieli în domeniul agriculturii, silviculturii, pisciculturii și vânătorii	830250	195,000	195,000	988,810	612,650	988,810	988,810	285,259	703,551	6,045,665
Transporturi (cod 84.02.03+84.02.04+84.02.06+84.02.50)	8402	50,923,180	50,923,180	68,642,180	62,684,880	68,642,180	68,642,180	25,908,739	42,733,441	14,037,603
Transport rutier (cod 84.02.03.01 la 84.02.03.03)	840203	50,923,180	50,923,180	68,642,180	62,684,880	68,642,180	68,642,180	25,908,739	42,733,441	14,037,603
Drumuri și poduri	84020301									1,558,919
Transport în comun	84020302	1,061,630	1,061,630	13,561,630	8,613,330	13,561,630	13,561,630	7,286,008	6,275,622	6,811,418
Străzi	84020303	49,861,550	49,861,550	55,080,550	54,071,550	55,080,550	55,080,550	18,622,731	36,457,819	5,667,266
CHELTUIELILE SECȚIUNII DE FUNCȚIONARE (cod 50.02+59.02+63.02+70.02+74.02+79.02)	4902			129,181,510	77,698,570	128,495,096	128,495,096	61,722,672	66,772,424	59,679,036
Partea I-a SERVICII PUBLICE GENERALE (cod 51.02+54.02+55.02+56.02)	5002			31,489,960	16,804,650	30,833,380	30,833,380	13,080,061	17,753,319	13,164,692
Autorități publice și acțiuni externe (cod 51.02.01)	5102			24,675,770	12,908,650	24,669,190	24,669,190	11,366,759	13,302,431	11,451,160
Autorități executive și legislative (cod 51.02.01.03)	510201			24,675,770	12,908,650	24,669,190	24,669,190	11,366,759	13,302,431	11,451,160

A	B	1	2	3	4	5	6	7	8=6-7	9
Autoritati executive	51020103			24,675,770	12,908,650	24,669,190	24,669,190	11,366,759	13,302,431	11,451,160
Alte servicii publice generale (cod 54.02.05 la 54.02.07+54.02.10+54.02.50)	5402			3,380,350	2,464,000	2,730,350	2,730,350	993,901	1,736,449	994,589
Fond de rezerva bugetara la dispozitia autoritatilor locale	540205			650,000	650,000					
Servicii publice comunitare de evidenta a persoanelor	540210			1,491,650	867,000	1,491,650	1,491,650	672,173	819,477	672,861
Alte servicii publice generale	540250			1,238,700	947,000	1,238,700	1,238,700	321,728	916,972	321,728
Tranzactii privind datoria publica si imprumuturi	5502			3,433,840	1,432,000	3,433,840	3,433,840	719,401	2,714,439	718,943
Partea a II-a APARARE, ORDINE PUBLICA SI SIGURANTA NATIONALA (60.02+61.02)	5902			5,504,920	2,984,570	5,495,348	5,495,348	2,478,207	3,017,141	2,538,756
Ordine publica si siguranta nationala (cod 61.02.03+61.02.05+61.02.50)	6102			5,504,920	2,984,570	5,495,348	5,495,348	2,478,207	3,017,141	2,538,756
Ordine publica (cod 61.02.03.04)	610203			5,214,920	2,755,570	5,205,348	5,205,348	2,437,948	2,767,400	2,492,115
Politie locala	61020304			5,214,920	2,755,570	5,205,348	5,205,348	2,437,948	2,767,400	2,492,115
Protectie civila si protectia contra incendiilor (protectie civila nonmilitara)	610205			290,000	229,000	290,000	290,000	40,259	249,741	46,641
Partea a III-a CHELTUIELI SOCIAL-CULTURALE( cod 65.02+66.02+67.02+68.02)	6302			56,161,700	33,858,850	56,141,438	56,141,438	26,825,272	29,316,166	27,713,466
Invatamant (cod 65.02.03 la 65.02.05+65.02.07+65.02.11+65.02.12+65.02.50)	6502			11,376,000	8,349,790	11,371,961	11,371,961	4,510,993	6,860,968	5,085,609
Invatamant prescolar si primar (cod 65.02.03.01+65.02.03.02)	650203			2,102,680	1,362,820	2,099,743	2,099,743	1,001,431	1,098,312	1,089,388
Invatamant prescolar	65020301			2,102,680	1,362,820	2,099,743	2,099,743	1,001,431	1,098,312	1,089,388
Invatamant secundar (cod 65.02.04.01 la 65.02.04.03)	650204			7,804,320	5,618,970	7,803,218	7,803,218	3,425,948	4,377,270	3,926,951
Invatamant secundar inferior	65020401			3,065,220	2,113,050	3,064,358	3,064,358	1,259,833	1,804,525	1,385,214
Invatamant secundar superior	65020402			4,739,100	3,505,920	4,738,860	4,738,860	2,166,115	2,572,745	2,541,737
Invatamant postliceal	650205			66,000	45,000	66,000	66,000	17,497	48,503	14,654
Servicii educationale complementare ( cod 65.02.12.01)	650212			335,000	335,000	335,000	335,000	44,737	290,263	41,158
Scoala dupa scoala	65021201			335,000	335,000	335,000	335,000	44,737	290,263	41,158
Alte cheltuieli in domeniul invatamantului	650250			1,068,000	988,000	1,068,000	1,068,000	21,380	1,046,620	13,458
Sanatate (cod 66.02.06+66.02.08+66.02.50)	6602			5,391,850	2,523,850	5,391,850	5,391,850	2,000,579	3,391,271	2,208,502
Servicii de sanatate publica	660208			3,676,850	1,756,850	3,676,850	3,676,850	1,342,077	2,334,773	1,307,966
Alte cheltuieli in domeniul sanatatii (cod 66.02.50.50)	660250			1,715,000	767,000	1,715,000	1,715,000	658,502	1,056,498	900,536
Alte institutii si actiuni sanitare	66025050			1,715,000	767,000	1,715,000	1,715,000	658,502	1,056,498	900,536
Cultura, recreere si religie (cod 67.02.03+67.02.05+67.02.06+67.02.50)	6702			14,569,590	9,377,690	14,569,590	14,569,590	8,608,010	5,961,580	8,635,683

A	B	1	2	3	4	5	6	7	8=6-7	9
Servicii culturale (cod 67.02.03.02 la 67.02.03.08+67.02.03.12+67.02.03.30)	670203			3,519,830	1,717,440	3,519,830	3,519,830	1,627,400	1,892,430	1,627,400
Case de cultura	67020306			3,519,830	1,717,440	3,519,830	3,519,830	1,627,400	1,892,430	1,627,400
Servicii recreative si sportive (cod 67.02.05.01 la 67.02.05.03)	670205			10,849,760	7,460,250	10,849,760	10,849,760	6,980,610	3,869,150	7,008,283
Port	67020501			5,449,760	3,960,250	5,449,760	5,449,760	3,652,213	1,797,547	3,679,886
Intretinere gradini publice, parcuri, zone verzi, baze sportive si de agrement	67020503			5,400,000	3,500,000	5,400,000	5,400,000	3,328,397	2,071,603	3,328,397
Alte servicii in domeniile culturii, recreerii si religiei	670250			200,000	200,000	200,000	200,000		200,000	
Asigurari si asistenta sociala (cod 68.02.04 la 68.02.06 +68.02.10+68.02.11+68.02.12+68.02.15+68.02.50)	6802			24,824,260	13,607,520	24,808,037	24,808,037	11,705,690	13,102,347	11,783,672
Asistenta sociala in caz de boli si invaliditati (cod 68.02.05.02)	680205			14,230,000	7,908,000	14,230,000	14,230,000	7,090,021	7,139,979	7,120,101
Asistenta sociala in caz de invaliditate	68020502			14,230,000	7,908,000	14,230,000	14,230,000	7,090,021	7,139,979	7,120,101
Crese	680211			1,590,300	885,910	1,584,861	1,584,861	756,701	828,160	770,030
Prevenirea excluderii sociale (cod 68.02.15.01+68.02.15.02)	680215			23,200	23,200	23,200	23,200		23,200	
Ajutor social	68021501			23,200	23,200	23,200	23,200		23,200	
Alte cheltuieli în domeniul asigurarilor si asistentei sociale (cod 68.02.50.50)	680250			8,980,760	4,790,410	8,969,976	8,969,976	3,858,968	5,111,008	3,893,541
Alte cheltuieli în domeniul asistentei sociale	68025050			8,980,760	4,790,410	8,969,976	8,969,976	3,858,968	5,111,008	3,893,541
Partea a IV-a SERVICII SI DEZVOLTARE PUBLICA, LOCUINTE, MEDIU SI APE (cod 70.02+74.02)	6902			17,512,120	11,871,150	17,512,120	17,512,120	9,830,236	7,681,884	6,994,084
Locuinte, servicii si dezvoltare publica (cod 70.02.03+70.02.05 +70.02.07+70.02.50)	7002			10,230,000	6,108,250	10,230,000	10,230,000	4,933,516	5,296,484	2,097,364
Iluminat public si electrificari rurale	700206			2,253,000	1,370,750	2,253,000	2,253,000	952,286	1,300,714	968,199
Alte servicii in domeniul locuintelor, serviciilor si dezvoltarii comunale	700250			7,977,000	4,737,500	7,977,000	7,977,000	3,981,230	3,995,770	1,129,165
Protectia mediului (cod 74.02.03+74.02.05+74.02.06+74.02.50)	7402			7,282,120	5,762,900	7,282,120	7,282,120	4,896,720	2,385,400	4,896,720
Salubritate si gestiunea deseurilor (cod 74.02.05.01+74.02.05.02)	740205			7,282,120	5,762,900	7,282,120	7,282,120	4,896,720	2,385,400	4,896,720
Salubritate	74020501			7,282,120	5,762,900	7,282,120	7,282,120	4,896,720	2,385,400	4,896,720
Partea a V-a ACTIUNI ECONOMICE (80.02+81.02+83.02+84.02+87.02)	7902			18,512,810	12,179,350	18,512,810	18,512,810	9,508,896	9,003,914	9,268,038
Agricultura, silvicultura, piscicultura si vanatoare (cod 83.02.03)	8302			793,810	417,650	793,810	793,810	285,259	508,551	263,848
Alte cheltuieli în domeniul agriculturii, silviculturii, pisciculturii si vanatoriei	830250			793,810	417,650	793,810	793,810	285,259	508,551	263,848

A	B	1	2	3	4	5	6	7	8=6-7	9
Transporturi (cod 84.02.03+84.02.04+84.02.06+84.02.50)	8402			17,719,000	11,761,700	17,719,000	17,719,000	9,223,637	8,495,363	9,004,190
Transport rutier (cod 84.02.03.01 la cod 84.02.03.03)	840203			17,719,000	11,761,700	17,719,000	17,719,000	9,223,637	8,495,363	9,004,190
Transport in comun	84020302			12,500,000	7,551,700	12,500,000	12,500,000	7,223,607	5,276,393	6,811,418
Strazi	84020303			5,219,000	4,210,000	5,219,000	5,219,000	2,000,030	3,218,970	2,192,772
● CHELTUIELILE SECTIUNII DE DEZVOLTARE (cod 50.02+59.02+63.02+70.02+74.02+79.02)	4902	120,672,750	105,584,050	120,672,750	105,584,050	120,672,750	120,672,750	33,029,775	87,642,975	14,987,655
Partea I-a SERVICII PUBLICE GENERALE (cod 51.02+54.02)	5002	3,466,330	3,466,330	3,466,330	3,466,330	3,466,330	3,466,330	1,462,802	2,003,528	876,906
Autoritati publice si actiuni externe (cod 51.02.01)	5102	3,366,330	3,366,330	3,366,330	3,366,330	3,366,330	3,366,330	1,442,802	1,923,528	856,906
Autoritati executive si legislative (cod 51.02.01.03)	510201	3,366,330	3,366,330	3,366,330	3,366,330	3,366,330	3,366,330	1,442,802	1,923,528	856,906
Autoritati executive	51020103	3,366,330	3,366,330	3,366,330	3,366,330	3,366,330	3,366,330	1,442,802	1,923,528	856,906
Alte servicii publice generale (cod 54.02.05 la 54.02.07+54.02.10+54.02.50)	5402	100,000	100,000	100,000	100,000	100,000	100,000	20,000	80,000	20,000
Alte servicii publice generale	540250	100,000	100,000	100,000	100,000	100,000	100,000	20,000	80,000	20,000
Partea a II-a APARARE, ORDINE PUBLICA SI SIGURANTA NATIONALA (60.02+61.02)	5902	46,450	46,450	46,450	46,450	46,450	46,450		46,450	5,865
Ordine publica si siguranta nationala (cod 61.02.03+61.02.05+61.02.50)	6102	46,450	46,450	46,450	46,450	46,450	46,450		46,450	5,865
Ordine publica (cod 61.02.03.04)	610203	46,450	46,450	46,450	46,450	46,450	46,450		46,450	5,865
Politie locala	61020304	46,450	46,450	46,450	46,450	46,450	46,450		46,450	5,865
Partea a III-a CHELTUIELI SOCIAL-CULTURALE (cod 65.02+66.02+67.02+68.02)	6302	15,810,740	15,422,740	15,810,740	15,422,740	15,810,740	15,810,740	4,902,101	10,908,639	2,953,925
● Invatamant (cod 65.02.03 la 65.02.05+65.02.07+65.02.11+65.02.50)	6502	13,565,870	13,177,870	13,565,870	13,177,870	13,565,870	13,565,870	4,404,761	9,161,109	2,808,949
Invatamant prescolar si primar (cod 65.02.03.01+65.02.03.02)	650203									207,185
Invatamant prescolar	65020301									207,185
Invatamant secundar (cod 65.02.04.01 la 65.02.04.03)	650204	623,000	623,000	623,000	623,000	623,000	623,000	371,920	251,080	266,621
Invatamant secundar inferior	65020401	383,000	383,000	383,000	383,000	383,000	383,000	371,920	11,080	145,555
Invatamant secundar superior	65020402	240,000	240,000	240,000	240,000	240,000	240,000		240,000	121,066
Alte cheltuieli in domeniul invatamantului	650250	12,942,870	12,554,870	12,942,870	12,554,870	12,942,870	12,942,870	4,032,841	8,910,029	2,335,143
Cultura, recreere si religie (cod 67.02.03+67.02.05+67.02.06+67.02.50)	6702	1,437,820	1,437,820	1,437,820	1,437,820	1,437,820	1,437,820	316,578	1,121,242	2,567
Servicii recreative si sportive (cod 67.02.05.01 la 67.02.05.03)	670205	535,300	535,300	535,300	535,300	535,300	535,300		535,300	2,567
Sport	67020501	535,300	535,300	535,300	535,300	535,300	535,300		535,300	
Intretinere gradini publice, parcuri, zone verzi, baze sportive si	67020503									2,567

A	B	1	2	3	4	5	6	7	8=6-7	9
de agrement										
Alte servicii in domeniile culturii, recreerii si religiei	670250	902,520	902,520	902,520	902,520	902,520	902,520	316,578	585,942	
Asigurari si asistenta sociala (cod 68.02.04 la 68.02.06+68.02.10+68.02.11+68.02.12+68.02.15+68.02.50)	6802	807,050	807,050	807,050	807,050	807,050	807,050	180,762	626,288	142,409
Alte cheltuieli in domeniul asigurarilor si asistentei sociale (cod 68.02.50.50)	680250	807,050	807,050	807,050	807,050	807,050	807,050	180,762	626,288	142,409
Alte cheltuieli in domeniul asistentei sociale	68025050	807,050	807,050	807,050	807,050	807,050	807,050	180,762	626,288	142,409
Partea a IV-a SERVICII SI DEZVOLTARE PUBLICA, LOCUINTE, MEDIU SI APE (cod 70.02+74.02)	6902	50,231,050	35,530,350	50,231,050	35,530,350	50,231,050	50,231,050	9,979,770	40,251,280	274,587
Locuinte, servicii si dezvoltare publica (cod 70.02.03+70.02.05 la 70.02.07+70.02.50)	7002	49,837,890	35,137,190	49,837,890	35,137,190	49,837,890	49,837,890	9,979,770	39,858,120	274,587
Locuinte (cod 70.02.03.01+70.02.03.30)	700203	8,040,430	5,620,450	8,040,430	5,620,450	8,040,430	8,040,430	1,242,149	6,798,281	
Alte cheltuieli in domeniul locuintelor	70020330	8,040,430	5,620,450	8,040,430	5,620,450	8,040,430	8,040,430	1,242,149	6,798,281	
Iluminat public si electrificari rurale	700206	30,381,270	18,714,760	30,381,270	18,714,760	30,381,270	30,381,270	4,519,923	25,861,347	
Alte servicii in domeniul locuintelor, serviciilor si dezvoltarii comunale	700250	11,416,190	10,801,980	11,416,190	10,801,980	11,416,190	11,416,190	4,217,698	7,198,492	274,587
Protectia mediului (cod 74.02.03+74.02.05+74.02.06+74.02.50)	7402	393,160	393,160	393,160	393,160	393,160	393,160		393,160	
Salubritate si gestiunea deseurilor (cod 74.02.05.01+74.02.05.02)	740205	393,160	393,160	393,160	393,160	393,160	393,160		393,160	
Salubritate	74020501	393,160	393,160	393,160	393,160	393,160	393,160		393,160	
Partea a V-a ACTIUNI ECONOMICE (cod 80.02+81.02+83.02+84.02+87.02)	7902	51,118,180	51,118,180	51,118,180	51,118,180	51,118,180	51,118,180	16,685,102	34,433,078	10,876,372
Agricultura, silvicultura, piscicultura si vanatoare (cod 83.02.03)	8302	195,000	195,000	195,000	195,000	195,000	195,000		195,000	5,842,959
Agricultura (cod 83.02.03.03+83.02.03.07+83.02.03.30)	830203									61,142
Alte cheltuieli in domeniul agriculturii	83020330									61,142
Alte cheltuieli in domeniul agriculturii, silviculturii, pisciculturii si vanatoriei	830250	195,000	195,000	195,000	195,000	195,000	195,000		195,000	5,781,817
Transporturi (cod 84.02.03+84.02.06+84.02.50)	8402	50,923,180	50,923,180	50,923,180	50,923,180	50,923,180	50,923,180	16,685,102	34,238,078	5,033,413
Transport rutier (cod 84.02.03.01 la 84.02.03.03)	840203	50,923,180	50,923,180	50,923,180	50,923,180	50,923,180	50,923,180	16,685,102	34,238,078	5,033,413
Drumuri si poduri	84020301									1,558,919
Transport in comun	84020302	1,061,630	1,061,630	1,061,630	1,061,630	1,061,630	1,061,630	62,401	999,229	
Strazi	84020302	49,861,550	49,861,550	49,861,550	49,861,550	49,861,550	49,861,550	18,622,701	33,238,849	3,474,494



Director Economic



## CONTUL DE EXECUTIE AL INSTITUTIILOR PUBLICE - CHELTUIELI

la data de 30.06.2021

Cod 21 Capitol 5002

Subcapitol

-lei-

DENUMIREA INDICATORILOR*)	Cod indicator	Credite de angajament		Credite bugetare		Angajamente bugetare	Angajamente legale	Plati efectuate	Angajamente legale de platit	Cheltuieli efective
		Aprobate la finele perioadei de raportare	Trimestriale cumulate	Aprobate la finele perioadei de raportare	Trimestriale cumulate					
A	B	1	2	3	4	5	6	7	8=6-7	9
TOTAL CHELTUIELI(SECTIUNEA DE FUNCTIONARE+SECTIUNEA DE DEZVOLTARE)		120,672,750	105,584,050	249,854,260	183,282,620	249,167,846	249,167,846	94,752,447	154,415,399	74,666,691
SECTIUNEA DE FUNCTIONARE (cod 01+79+85)	F			129,181,510	77,698,570	128,495,096	128,495,096	61,722,672	66,772,424	59,679,036
CHELTUIELI CURENTE (10+20+30+40+50+51SF+55SF+57+59)	01F			123,663,670	74,293,730	123,013,668	123,013,668	59,083,514	63,930,154	59,679,193
TITLUL I CHELTUIELI DE PERSONAL (cod 10.01 la 10.03)	10			45,682,250	24,042,770	45,682,250	45,682,250	21,575,719	24,106,531	21,495,072
Cheltuieli salariale in bani ( cod 10.01.01+10.01.03 la 10.01.08 +10.01.10 la 10.01.16 +10.01.30)	1001			44,180,120	23,154,420	44,180,120	44,180,120	20,872,751	23,307,369	20,736,317
Salarii de baza	100101			37,929,660	19,721,390	37,929,660	37,929,660	18,166,486	19,763,174	17,997,726
Sporuri pentru conditii de munca	100105			2,869,510	1,422,830	2,869,510	2,869,510	1,216,298	1,653,212	1,239,083
Alte sporuri	100106			378,340	213,170	378,340	378,340	180,417	197,923	185,219
Fond aferent platii cu ora	100111			327,000	327,000	327,000	327,000	43,750	283,250	40,250
Indemnizatii platite unor persoane din afara unitatii	100112			428,800	223,800	428,800	428,800	213,676	215,124	212,456
Indemnizatii de delegare	100113			3,900	3,400	3,900	3,900	300	3,600	300
Indemnizatii de hrana	100117			2,178,910	1,189,530	2,178,910	2,178,910	1,023,478	1,155,432	1,039,305
Alte drepturi salariale in bani	100130			64,000	53,300	64,000	64,000	28,346	35,654	21,978
Cheltuieli salariale in natura ( cod 10.02.01 la 10.02.06+10.02.30)	1002			384,000	251,400	384,000	384,000	139,133	244,867	194,483
Norme de hrana	100202			260,000	130,000	260,000	260,000	115,830	144,170	171,180
Transportul la si de la locul de munca	100205			124,000	121,400	124,000	124,000	23,303	100,697	23,303
Contributii (cod 10.03.01 la 10.03.06)	1003			1,118,130	636,950	1,118,130	1,118,130	563,835	554,295	564,272
Contributii de asigurari sociale de stat	100301			76,000	76,000	76,000	76,000	75,440	560	75,440

A	B	1	2	3	4	5	6	7	8=6-7	9
Contributii de asigurari de somaj	100302			3,120	3,120	3,120	3,120	2,353	767	2,353
Contributii de asigurari sociale de sanatate	100303			25,300	25,300	25,300	25,300	24,828	472	24,828
Contributii de asigurari pentru accidente de munca si boli profesionale	100304			1,210	1,210	1,210	1,210	715	495	715
Contributii pentru concedii si indemnizatii	100306			4,020	4,020	4,020	4,020	3,898	122	3,898
Contributia asiguratorie pentru munca	100307			1,008,480	527,300	1,008,480	1,008,480	456,601	551,879	457,038
TITLUL II BUNURI SI SERVICII (cod 20.01 la 20.06+20.09 la 20.16+20.18 la 20.25+20.27+20.30)	20			39,782,460	27,046,080	39,782,458	39,782,458	18,190,546	21,591,912	19,262,017
Bunuri si servicii (cod 20.01.01 la 20.01.09+20.01.30)	2001			24,562,550	16,918,920	24,562,550	24,562,550	13,160,850	11,401,700	13,651,493
Furnituri de birou	200101			483,940	277,310	483,940	483,940	135,822	348,118	245,648
Materiale pentru curatenie	200102			334,060	181,960	334,060	334,060	89,912	244,148	166,777
Incalzit, iluminat si forta motrica	200103			5,133,930	3,646,980	5,133,930	5,133,930	2,798,399	2,335,531	2,763,877
Apa, canal si salubritate	200104			560,580	328,300	560,580	560,580	186,358	374,222	183,111
Carburanti si lubrifianti	200105			113,500	62,500	113,500	113,500	52,345	61,155	54,784
Piese de schimb	200106			36,000	16,200	36,000	36,000	9,373	26,627	9,373
Transport	200107			13,500	11,000	13,500	13,500		13,500	
Posta, telecomunicatii, radio, tv, internet	200108			493,430	294,700	493,430	493,430	247,128	246,302	270,308
Materiale si prestari de servicii cu caracter functional	200109			2,055,730	1,002,400	2,055,730	2,055,730	782,188	1,273,542	1,067,772
Alte bunuri si servicii pentru intretinere si functionare	200130			15,337,880	11,097,570	15,337,880	15,337,880	8,859,325	6,478,555	8,889,843
Reparatii curente	2002			6,682,940	5,166,940	6,682,940	6,682,940	2,087,946	4,594,994	2,093,253
Mancare (cod 20.03.01+20.03.02)	2003			800,210	437,210	800,210	800,210	352,250	447,960	358,838
Mancare pentru oameni	200301			800,210	437,210	800,210	800,210	352,250	447,960	358,838
Medicamente si materiale sanitare (cod 20.04.01 la 20.04.04)	2004			144,150	104,250	144,150	144,150	30,062	114,088	28,741
Medicamente	200401			18,100	15,600	18,100	18,100	1,645	16,455	2,534
Materiale sanitare	200402			105,550	74,150	105,550	105,550	26,082	79,468	22,888
Dezinfectanti	200404			20,500	14,500	20,500	20,500	2,335	18,165	3,319
Bunuri de natura obiectelor de inventar (cod 20.05.01+20.05.03+20.05.30)	2005			788,990	622,910	788,990	788,990	233,185	555,805	399,281
Uniforme si echipament	200501			38,800	38,800	38,800	38,800	8,295	30,505	9,089
Lenjerie si accesorii de pat	200503			8,400	8,400	8,400	8,400	3,349	5,051	
Alte obiecte de inventar	200530			741,790	575,710	741,790	741,790	221,541	520,249	390,192
Deplasari, detasari, transferari (cod 20.06.01+20.06.02)	2006			52,900	47,400	52,900	52,900	2,508	50,392	2,508
Deplasari interne, detasari, transferari	200601			48,400	45,400	48,400	48,400	2,508	45,892	2,508


A	B	1	2	3	4	5	6	7	8=6-7	9
Deplasari in strainatate	200602			4,500	2,000	4,500	4,500		4,500	
Carti, publicatii si materiale documentare	2011			68,450	36,400	68,450	68,450	13,152	55,298	12,556
Pregatire profesionala	2013			180,330	138,330	180,330	180,330	41,141	139,189	41,141
Protectia muncii	2014			46,420	30,720	46,420	46,420	16,615	29,805	18,249
Cheltuieli judiciare si extrajudiciare derivate din actiuni in reprezentarea intereselor statului, potrivit dispozitiilor legale	2025			105,000	98,500	105,000	105,000	49,078	55,922	49,078
Alte cheltuieli (cod 20.30.01 la 20.30.04+20.30.06+20.30.07+20.30.09+20.30.30)	2030			6,350,520	3,444,500	6,350,518	6,350,518	2,203,759	4,146,759	2,606,879
Reclama si publicitate	203001			39,500	29,500	39,500	39,500	21,233	18,267	19,604
Protocol si reprezentare	203002			21,500	11,000	21,500	21,500	1,532	19,968	1,532
Prime de asigurare non-viata	203003			10,000	6,000	10,000	10,000	4,876	5,124	4,876
Chirii	203004			102,000	51,000	102,000	102,000	51,000	51,000	51,000
Alte cheltuieli cu bunuri si servicii	203030			6,177,520	3,347,000	6,177,518	6,177,518	2,125,118	4,052,400	2,529,867
TITLUL III DOBANZI (cod 30.01 la 30.03)	30			3,433,840	1,432,000	3,433,840	3,433,840	719,401	2,714,439	718,943
Dobanzi aferente datoriei publice interne (cod 30.01.01+30.01.02)	3001			3,433,840	1,432,000	3,433,840	3,433,840	719,401	2,714,439	718,943
Dobanzi aferente creditelor interne garantate	300102			3,433,840	1,432,000	3,433,840	3,433,840	719,401	2,714,439	718,943
TITLUL IV SUBVENTII (cod 40.03+40.20+ 40.30)	40			12,526,000	7,577,700	12,526,000	12,526,000	7,235,698	5,290,302	6,823,509
Subventii pentru acoperirea diferentelor de pret si tarif	4003			12,500,000	7,551,700	12,500,000	12,500,000	7,223,607	5,276,393	6,811,418
Alte subventii	4030			26,000	26,000	26,000	26,000	12,091	13,909	12,091
TITLUL V FONDURI DE REZERVA (cod 50.04)	50			650,000	650,000					
Fond de rezerva bugetara la dispozitia autoritatilor locale	5004			650,000	650,000					
TITLUL VI TRANSFERURI INTRE UNITATI ALE ADMINISTRATIEI PUBLICE (cod 51.01) (cod 51.01)	51F			7,679,610	5,122,740	7,679,610	7,679,610	4,596,700	3,082,910	4,596,700
Transferuri curente (cod 51.01.01+51.01.03+51.01.05+ 51.01.14+51.01.15+ 51.01.24 +51.01.26 +51.01.31+51.01.39+ 51.01.46+51.01.49+51.01.60+51.01.61+51.01.64)	5101			7,679,610	5,122,740	7,679,610	7,679,610	4,596,700	3,082,910	4,596,700
Transferuri catre institutii publice	510101			7,679,610	5,122,740	7,679,610	7,679,610	4,596,700	3,082,910	4,596,700
TITLUL VII ALTE TRANSFERURI (cod 55.01+ 55.02)	55F			649,000	355,000	649,000	649,000	355,000	294,000	355,000
Transferuri interne (55.01.18+55.01.63+55.01.65)	5501F			649,000	355,000	649,000	649,000	355,000	294,000	355,000
Finantarea invatamantului particular sau confesional acreditat	550163			649,000	355,000	649,000	649,000	355,000	294,000	355,000
TITLUL IX ASISTENTA SOCIALA (cod 57.02)	57			9,667,200	5,648,470	9,667,200	9,667,200	4,648,536	5,018,664	4,666,037
Ajutoare sociale (cod 57.02.01 la 57.02.05)	5702			9,667,200	5,648,470	9,667,200	9,667,200	4,648,536	5,018,664	4,666,037

A	B	1	2	3	4	5	6	7	8=6-7	9
Ajutoare sociale in numerar	570201			9,647,200	5,633,470	9,647,200	9,647,200	4,637,886	5,009,314	4,655,387
Tichete de cresa	570203			20,000	15,000	20,000	20,000	10,650	9,350	10,650
TITLUL XI ALTE CHELTUIEL (cod 59.01+59.02+59.08+59.11+59.12+59.15+59.17+59.20+59.22+ 59.25+59.30+59.35)	59			3,593,310	2,418,970	3,593,310	3,593,310	1,761,914	1,831,396	1,761,915
Burse	5901			1,396,000	1,316,620	1,396,000	1,396,000	1,089,237	306,763	1,089,237
Ajutoare pentru daune provocate de calamitatile naturale	5902			17,500	17,500	17,500	17,500		17,500	
Asociatii si fundatii	5911			2,175,810	1,080,850	2,175,810	2,175,810	672,677	1,503,133	672,678
Sume aferente persoanelor cu handicap neincadrate	5940			4,000	4,000	4,000	4,000		4,000	
OPERATIUNI FINANCIARE (cod 80+81)	79F			5,697,000	3,584,000	5,697,000	5,697,000	2,854,730	2,842,270	
TITLUL XVII RAMBURSARI DE CREDITE (cod 81.01+81.02)	81F			5,697,000	3,584,000	5,697,000	5,697,000	2,854,730	2,842,270	
Rambursari de credite interne (cod 81.02.01+81.02.02+ 81.02.05)	8102			5,697,000	3,584,000	5,697,000	5,697,000	2,854,730	2,842,270	
Rambursari de credite aferente datoriei publice interne locale	810205			5,697,000	3,584,000	5,697,000	5,697,000	2,854,730	2,842,270	
Rambursari de credite aferente datoriei publice interne locale	810205								2,842,270	
TITLUL XIX PLATI EFECTUATE IN ANII PRECEDENTI SI RECUPERATE IN ANUL CURENT(85.01)	85F			-179,160	-179,160	-215,572	-215,572	-215,572		-157
Plati efectuate in anii precedenti si recuperate in anul curent (cod 85.01.01)	8501F			-179,160	-179,160	-215,572	-215,572	-215,572		-157
Plati efectuate in anii precedenti si recuperate in anul curent in sectiunea de functionare a bugetului local	850101			-179,160	-179,160	-215,572	-215,572	-215,572		-157
ACTIUNEA DE DEZVOLTARE (cod 51+55+56+58+70+81+85)	D	120,672,750	105,584,050	120,672,750	105,584,050	120,672,750	120,672,750	33,029,775	87,642,975	14,987,655
TITLUL VI TRANSFERURI INTRE UNITATI ALE ADMINISTRATIEI PUBLICE (cod 51.02)	51D	100,000	100,000	100,000	100,000	100,000	100,000	20,000	80,000	20,000
Transferuri de capital (cod 51.02.12+51.02.28+51.02.29)	5102	100,000	100,000	100,000	100,000	100,000	100,000	20,000	80,000	20,000
Alte transferuri de capital catre instituti publice	510229	100,000	100,000	100,000	100,000	100,000	100,000	20,000	80,000	20,000
TITLUL X Proiecte cu finantare din fonduri externe nerambursabile aferente cadrului financiar 2014-2020 (cod 58.01 la 58.05+58.11+58.12+58.15+58.16+58.30)	58	107,064,290	92,589,800	107,064,290	92,589,800	107,064,290	107,064,290	31,898,836	75,165,454	637,162
Programe din Fondul European de Dezvoltare Regionala (FEDR) (cod 58.01.01 la 58.01.03)	5801	104,779,310	90,304,820	104,779,310	90,304,820	104,779,310	104,779,310	30,578,705	74,200,605	3,768
Finantarea nationala	580101	15,602,570	13,865,200	15,602,570	13,865,200	15,602,570	15,602,570	3,957,538	11,645,032	3,205
Finantarea externa nerambursabila	580102	86,995,370	74,558,250	86,995,370	74,558,250	86,995,370	86,995,370	25,680,191	61,315,179	563

A	B	1	2	3	4	5	6	7	8=6-7	9
Cheltuieli neeligibile	580103	2,181,370	1,881,370	2,181,370	1,881,370	2,181,370	2,181,370	940,976	1,240,394	
Programe din Fondul Social European (FSE) (cod 58.02.01 la 58.02.03)	5802	2,284,980	2,284,980	2,284,980	2,284,980	2,284,980	2,284,980	1,320,131	964,849	633,394
Finantarea nationala	580201	472,000	472,000	472,000	472,000	472,000	472,000	179,387	292,613	336,168
Finantarea externa nerambursabila	580202	1,812,980	1,812,980	1,812,980	1,812,980	1,812,980	1,812,980	1,140,744	672,236	297,226
CHELTUIELI DE CAPITAL ((cod 71+72+75)	70	13,508,460	12,894,250	13,508,460	12,894,250	13,508,460	13,508,460	1,110,939	12,397,521	14,330,493
TITLUL XIII ACTIVE NEFINANCIARE (cod 71.01 + 71.03)	71	13,508,460	12,894,250	13,508,460	12,894,250	13,508,460	13,508,460	1,110,939	12,397,521	14,330,493
Active fixe (cod 71.01.01 la 71.01.03+71.01.30)	7101	7,955,180	7,340,970	7,955,180	7,340,970	7,955,180	7,955,180	913,773	7,041,407	11,876,269
Constructii	710101									8,132,707
Masini, echipamente si mijloace de transport	710102	38,150	38,150	38,150	38,150	38,150	38,150		38,150	7,305
Mobilier, aparatura birotica si alte active corporale	710103									1,846,233
Alte active fixe	710130	7,917,030	7,302,820	7,917,030	7,302,820	7,917,030	7,917,030	913,773	7,003,257	1,890,024
Reparatii capitale aferente activelor fixe	7103	5,553,280	5,553,280	5,553,280	5,553,280	5,553,280	5,553,280	197,166	5,356,114	2,454,224
TITLUL VI TRANSFERURI INTRE UNITATI ALE ADMINISTRATIEI PUBLICE (cod 51.01+51.02)	51	100,000	100,000	7,779,610	5,222,740	7,779,610	7,779,610	4,616,700	3,162,910	4,616,700
TITLUL VII ALTE TRANSFERURI (cod 55.01+55.02)	55			649,000	355,000	649,000	649,000	355,000	294,000	355,000
TITLUL XVI RAMBURSARI DE CREDETE	81			5,697,000	3,584,000	5,697,000	5,697,000	2,854,730	2,842,270	
	84			-179,160	-179,160	-215,572	-215,572	-215,572		-157
OPERATIUNI FINANCIARE (cod 81)	79			5,697,000	3,584,000	5,697,000	5,697,000	2,854,730	2,842,270	
A. CHELTUIELILE CURENTE (10+20+30+40+50+51+55+56+58+57+59)	01	107,164,290	92,689,800	230,827,960	166,983,530	230,177,958	230,177,958	91,002,350	139,175,608	60,336,355
TITLUL XIX PLATI EFECTUATE IN ANII PRECEDENTI SI RECUPERATE IN ANUL CURENT (85.01)	85			-179,160	-179,160	-215,572	-215,572	-215,572		-157
Plati efectuate in anii precedenti si recuperate in anul curent (cod 85.01.02+85.01.05)	8501			-179,160	-179,160	-215,572	-215,572	-215,572		-157

982

97.575.621



Alina Elena Munteanu

## CONTUL DE EXECUTIE A BUGETULUI CREDITELOR INTERNE- CHELTUIELI

la data de 30.06.2021

Cod 21

-lei-


Denumirea indicatorilor *)	Cod indicator	Credite de angajament		Credite bugetare		Angajamente bugetare	Angajamente legale	Plati efectuate	Angajamente legale de platit	Cheltuieli efective
		Aprobate la finele perioadei de raportare	Trimestriale cumulate	Aprobate la finele perioadei de raportare	Trimestriale cumulate					
A	B	1	2	3	4	5	6	7	8=6-7	9
TOTAL CHELTUIELI (cod 50.07+59.07+63.07+70.07+79.07)	4907	79,394,710	79,394,710	79,394,710	79,394,710	79,394,710	79,394,710	8,840,066	70,554,644	5,825,850
Partea I-a SERVICII PUBLICE GENERALE (cod51.07+54.07)	5007	63,340	63,340	63,340	63,340	63,340	63,340	55,138	8,202	1,150
Autoritati publice si actiuni externe (cod 51.07.01)	5107	63,340	63,340	63,340	63,340	63,340	63,340	55,138	8,202	1,150
Autoritati executive si legislative	510701	63,340	63,340	63,340	63,340	63,340	63,340	55,138	8,202	1,150
Autoritati executive	51070103	63,340	63,340	63,340	63,340	63,340	63,340	55,138	8,202	1,150
Partea a III-a CHELTUIELI SOCIAL-CULTURALE(cod 65.07+66.07+67.07+68.07)	6307	5,099,960	5,099,960	5,099,960	5,099,960	5,099,960	5,099,960	2,808,441	2,291,519	1,900,528
Invatamant (cod 65.07.03 la cod 65.07.05+65.07.07+65.07.11+65.07.50)	6507	5,099,960	5,099,960	5,099,960	5,099,960	5,099,960	5,099,960	2,808,441	2,291,519	1,900,528
Alte cheltuieli in domeniul Invatamantului	650750	5,099,960	5,099,960	5,099,960	5,099,960	5,099,960	5,099,960	2,808,441	2,291,519	1,900,528
Partea IV-a SERVICII SI DEZVOLTARE PUBLICA, LOCUINTE,MEDIU SI APE (cod 70.07+74.07)	6907	10,180,180	10,180,180	10,180,180	10,180,180	10,180,180	10,180,180	1,144,586	9,035,594	
Locuinte, servicii si dezvoltare publica (cod 70.07.03+70.07.05 la 70.07.07+70.07.50)	7007	10,180,180	10,180,180	10,180,180	10,180,180	10,180,180	10,180,180	1,144,586	9,035,594	
Locuinte (cod 70.07.03.01+70.07.03.30)	700703	5,823,120	5,823,120	5,823,120	5,823,120	5,823,120	5,823,120	966,620	4,856,500	
Alte cheltuieli in domeniul locuintelor	70070330	5,823,120	5,823,120	5,823,120	5,823,120	5,823,120	5,823,120	966,620	4,856,500	
Iluminat public si electrificari rurale	700706	596,130	596,130	596,130	596,130	596,130	596,130	92,149	503,981	
Alte servicii în domeniile locuintelor, serviciilor si dezvoltarii comunale	700750	3,760,930	3,760,930	3,760,930	3,760,930	3,760,930	3,760,930	85,817	3,675,113	
Partea V-a ACTIUNI ECONOMICE (cod 80.07+81.07+83.07+84.07+ 87.07)	7907	64,051,230	64,051,230	64,051,230	64,051,230	64,051,230	64,051,230	4,831,901	59,219,329	3,924,172
Agricultura, silvicultura, piscicultura si vanatoare (cod	8307									2,350,000

A	B	1	2	3	4	5	6	7	8=6-7	9
83.07.03)										
Agricultura (cod 83.07.03.03+83.07.03.07+83.07.03.30)	830703									2,350,000
Alte cheltuieli în domeniul agriculturii	83070330									2,350,000
Transporturi (cod 84.07.03+ 84.07.06+84.07.50 )	8407	64,051,230	64,051,230	64,051,230	64,051,230	64,051,230	64,051,230	4,831,901	59,219,329	1,574,172
Transport rutier (cod 84.07.03.01 la 84.07.03.03)	840703	64,051,230	64,051,230	64,051,230	64,051,230	64,051,230	64,051,230	4,831,901	59,219,329	1,574,172
Strazi	84070303	64,051,230	64,051,230	64,051,230	64,051,230	64,051,230	64,051,230	4,831,901	59,219,329	1,574,172
CHELTUIELILE SECTIUNII DE FUNCTIONARE (cod 50.07+59.07++63.07+70.07+74.07+79.07)	4907	63,340	63,340	63,340	63,340	63,340	63,340	55,138	8,202	1,583,422
Partea I-a SERVICII PUBLICE GENERALE(cod51.07+54.07)	5007	63,340	63,340	63,340	63,340	63,340	63,340	55,138	8,202	1,150
Autoritati publice si actiuni externe (cod 51.07.01)	5107	63,340	63,340	63,340	63,340	63,340	63,340	55,138	8,202	1,150
Autoritati executive si legislative (cod 51.07.01.03)	510701	63,340	63,340	63,340	63,340	63,340	63,340	55,138	8,202	1,150
Autoritati executive	51070103	63,340	63,340	63,340	63,340	63,340	63,340	55,138	8,202	1,150
Partea V-a ACTIUNI ECONOMICE (cod 80.07+81.07+83.07+84.07+ 87.07)	7907									1,582,272
Transporturi (cod 84.07.03+ 84.07.06+84.07.50 )	8407									1,582,272
Transport rutier (cod 84.07.03.01 la 84.07.03.03)	840703									1,582,272
Strazi	84070303									1,582,272
CHELTUIELILE SECTIUNII DE DEZVOLTARE(cod 50.07+59.07+63.07+70.07+74.07+79.07)	4907	79,331,370	79,331,370	79,331,370	79,331,370	79,331,370	79,331,370	8,784,928	70,546,442	4,242,428
Partea III-a CHELTUIELI SOCIAL-CULTURALE (cod 65.07+66.07+67.07+68.07)	6307	5,099,960	5,099,960	5,099,960	5,099,960	5,099,960	5,099,960	2,808,441	2,291,519	1,900,528
Invatamant (cod 65.07.03+65.07.04+65.07.05+65.07.07+61.07.11+65.07.50)	6507	5,099,960	5,099,960	5,099,960	5,099,960	5,099,960	5,099,960	2,808,441	2,291,519	1,900,528
Alte cheltuieli în domeniul Invatamantului	650750	5,099,960	5,099,960	5,099,960	5,099,960	5,099,960	5,099,960	2,808,441	2,291,519	1,900,528
Partea IV-a SERVICII SI DEZVOLTARE PUBLICA, LOCUINTE,MEDIU SI APE (cod 70.07+74.07)	6907	10,180,180	10,180,180	10,180,180	10,180,180	10,180,180	10,180,180	1,144,586	9,035,594	
Locuinte, servicii si dezvoltare publica (cod 70.07.03+70.07.05+70.07.06+70.07.07+70.07.50)	7007	10,180,180	10,180,180	10,180,180	10,180,180	10,180,180	10,180,180	1,144,586	9,035,594	
Locuinte (cod 70.07.03.01+70.07.03.30)	700703	5,823,120	5,823,120	5,823,120	5,823,120	5,823,120	5,823,120	966,620	4,856,500	
Alte cheltuieli în domeniul locuintelor	70070330	5,823,120	5,823,120	5,823,120	5,823,120	5,823,120	5,823,120	966,620	4,856,500	
Iluminat public si electrificari rurale	700706	596,130	596,130	596,130	596,130	596,130	596,130	92,149	503,981	
Alte servicii în domeniile locuintelor, serviciilor si dezvoltarii comunale	700750	3,760,930	3,760,930	3,760,930	3,760,930	3,760,930	3,760,930	85,817	3,675,113	
Partea V-a ACTIUNI ECONOMICE (cod	7907	64,051,230	64,051,230	64,051,230	64,051,230	64,051,230	64,051,230	4,831,901	59,219,329	2,341,900

A	B	1	2	3	4	5	6	7	8=6-7	9
80.07+81.07+83.07+84.07+ 87.07)										
Agricultura, silvicultura, piscicultura si vanatoare (cod 83.07.03)	8307									2,350,000
Agricultura (cod 83.07.03.03+83.07.03.07+83.07.03.30)	830703									2,350,000
Alte cheltuieli în domeniul agriculturii	83070330									2,350,000
Transporturi (cod 84.07.03+84.07.06+84.07.50D)	8407	64,051,230	64,051,230	64,051,230	64,051,230	64,051,230	64,051,230	4,831,901	59,219,329	-8,100
Transport rutier (cod 84.07.03.01 la 84.07.03.03)	840703	64,051,230	64,051,230	64,051,230	64,051,230	64,051,230	64,051,230	4,831,901	59,219,329	-8,100
Strazi	84070303	64,051,230	64,051,230	64,051,230	64,051,230	64,051,230	64,051,230	4,831,901	59,219,329	-8,100

Nota: Se detaliaza pe structura clasificatiei economice (Anexa 7)

Conducatorul institutiei



Conducatorul compartimentului  
financiar-contabil



## CONTUL DE EXECUTIE AL INSTITUTIILOR PUBLICE - CHELTUIELI

la data de 30.06.2021

Cod 21 Capitol 5007

Subcapitol

-lei-

DENUMIREA INDICATORILOR*)	Cod indicator	Credite de angajament		Credite bugetare		Angajamente bugetare	Angajamente legale	Plati efectuate	Angajamente legale de platit	Cheltuieli efective
		Aprobate la finele perioadei de raportare	Trimestriale cumulate	Aprobate la finele perioadei de raportare	Trimestriale cumulate					
A	B	1	2	3	4	5	6	7	8=6-7	9
TOTAL CHELTUIELI(SECTIUNEA DE FUNCTIONARE+SECTIUNEA DE DEZVOLTARE)		79,394,710	79,394,710	79,394,710	79,394,710	79,394,710	79,394,710	8,840,066	70,554,644	5,826,250
SECTIUNEA DE FUNCTIONARE (cod 01+79+85)	F									1,582,272
CHELTUIELI CURENTE (10+20+30+40+50+51SF+55SF+57+59)	01F									1,582,272
TITLUL II BUNURI SI SERVICII (cod 20.01 la 20.06+20.09 la 20.16+20.18 la 20.25+20.27+20.30)	20									1,582,272
Alte cheltuieli (cod 20.30.01 la 20.30.04+20.30.06+20.30.07+20.30.09+20.30.30)	2030									1,582,272
Alte cheltuieli cu bunuri si servicii	203030									1,582,272
SECTIUNEA DE DEZVOLTARE (cod 51+55+56+58+70+81+85)	D	79,394,710	79,394,710	79,394,710	79,394,710	79,394,710	79,394,710	8,840,066	70,554,644	4,243,978
TITLUL X Proiecte cu finantare din fonduri externe nerambursabile aferente cadrului financiar 2014-2020 (cod 58.01 la 58.05+58.11+58.12+58.15+58.16+58.30)	58	79,394,710	79,394,710	79,394,710	79,394,710	79,394,710	79,394,710	8,840,066	70,554,644	1,651
Programe din Fondul European de Dezvoltare Regionala (FEDR) (cod 58.01.01 la 58.01.03)	5801	79,331,370	79,331,370	79,331,370	79,331,370	79,331,370	79,331,370	8,784,928	70,546,442	101
Finantarea nationala	580101	12,723,800	12,723,800	12,723,800	12,723,800	12,723,800	12,723,800	3,296,147	9,427,653	
Cheltuieli neeligibile	580103	66,607,570	66,607,570	66,607,570	66,607,570	66,607,570	66,607,570	5,488,781	61,118,789	101
Programe din Fondul Social European (FSE) (cod 58.02.01 la 58.02.03)	5802	63,340	63,340	63,340	63,340	63,340	63,340	55,138	8,202	1,550
Finantarea nationala	580201	18,590	18,590	18,590	18,590	18,590	18,590	10,394	8,196	1,550


A	B	1	2	3	4	5	6	7	8=6-7	9
Cheltuieli neeligibile	580203	44,750	44,750	44,750	44,750	44,750	44,750	44,744	6	
CHELTUIELI DE CAPITAL ((cod 71+72+75)	70									4,242,327
TITLUL XIII ACTIVE NEFINANCIARE (cod 71.01 + 71.03)	71									4,242,327
Active fixe (cod 71.01.01 la 71.01.03+71.01.30)	7101									4,242,327
Constructii	710101									4,083,823
Masini, echipamente si mijloace de transport	710102									96,397
Mobilier, aparatura birotica si alte active corporale	710103									6,939
Alte active fixe	710130									55,168
A. CHELTUIELILE CURENTE (10+20+30+40+50+51+55+56+58+57+59)	01	79,394,710	79,394,710	79,394,710	79,394,710	79,394,710	79,394,710	8,840,066	70,554,644	1,583,923

\*) Se inscriu denumirea si simbolul capitolelor din bugetul aprobat detaliate pe titluri , articole, alineate, pe structura clasificatiei economice

(bugetele locale, bugetul creditelor externe, bugetul creditelor interne, bugetul fondurilor externe nerambursabile - sursa D, institutii finantate integral sau partial din venituri proprii/activitati finantate integral din veniturii proprii)

NOTA: Sumele inscrise in col. 6 "Plati efectuate" cu semnul minus la Titlul 85, art. 85.01 "Plati efectuate din precedenti si recuperate in anul curent", se inscriu si pe col. 4 "Angajamente bugetare" si col. 5 "Angajamente legale" la acelasi cod tot cu semnul minus , astfel incat in col. 7 "Angajamente legale de platit" sa nu fie raportate sume.

Conducatorul institutiei



Conducatorul compartimentului  
financiar-contabil



## CONTUL DE EXECUTIE

## A BUGETULUI INSTITUTIILOR PUBLICE SI ACTIVITATILOR FINANTATE INTEGRAL SAU PARTIAL DIN VENITURI PROPRII (DE SUBORDONARE LOCALA) -VENITURI

la data de 30.06.2021

Cod 20

50.10 TOTAL

-lei-

Denumirea indicatorilor	Cod indicator	Prevederi bugetare		Drepturi constatate			Incasari realizate	Stingeri pe alte cai decat incasari	Drepturi constatate de incasat
		Aprobate la finele perioadei de raportare	Trimestriale cumulate	Total, din care:	din anii precedenti	din anul curent			
A	B	1	2	3=4+5	4	5	6	7	8=3-6-7
TOTAL VENITURI (cod 00.02+00.15+00.16+00.17+45.10+48.10)	000110	13,169,490	8,472,810	8,198,511	199,403	7,999,108	7,892,216		306,295
I. VENITURI CURENTE (cod 00.03+00.12)	0002	4,867,950	2,732,140	3,302,907	199,403	3,103,504	2,996,612		306,295
C. VENITURI NEFISCALE ( cod 00.13+00.14)	2900	4,867,950	2,732,140	3,302,907	199,403	3,103,504	2,996,612		306,295
C1. VENITURI DIN PROPRIETATE (cod 30.10+31.10)	3000	117,100	87,050	61,667	7,448	54,219	52,132		9,535
Venituri din proprietate (cod 30.10.05+30.10.08+30.10.09+30.10.50)	3010	117,100	87,050	61,667	7,448	54,219	52,132		9,535
Venituri din concesiuni si inchirieri (cod 30.10.05.30)	301005	117,100	87,050	61,667	7,448	54,219	52,132		9,535
Alte venituri din concesiuni si inchirieri de catre institutiile publice	30100530	117,100	87,050	61,667	7,448	54,219	52,132		9,535
C2. VANZARI DE BUNURI SI SERVICII (cod 33.10+34.10+35.10+36.10+37.10)	3300	4,750,850	2,645,090	3,241,240	191,955	3,049,285	2,944,480		296,760
Venituri din prestari de servicii si alte activitati (cod 33.10.05+33.10.08+33.10.09+33.10.13+ 33.10.14+ 33.10.16+33.10.17+33.10.19 la 33.10.21+33.10.30 la 33.10.32+33.10.50)	3310	3,880,450	1,860,690	2,462,543	179,042	2,283,501	2,218,662		243,881
Taxe si alte venituri in invatamant	331005	69,370	65,870	48,171		48,171	48,168		3
Venituri din prestari de servicii	331008	3,366,580	1,557,580	2,256,728	179,042	2,077,686	2,030,482		226,246
Contributia elevilor si studentilor pentru internate, camine si cantine.	331014	381,500	215,080	155,223		155,223	137,591		17,632
Alte venituri din prestari de servicii si alte activitati	331050	63,000	22,160	2,421		2,421	2,421		
Diverse venituri (cod 36.10.04+36.10.32+36.10.50)	3610	793,000	707,000	693,297	12,913	680,384	640,418		52,879
Alte venituri	361050	793,000	707,000	693,297	12,913	680,384	640,418		52,879
Transferuri voluntare, altele decat subventiile (cod 37.10.01+37.10.03+37.10.04+37.10.50)	3710	77,400	77,400	85,400		85,400	85,400		
Donatii si sponsorizari	371001	77,400	77,400	85,400		85,400	85,400		

A	B	1	2	3=4+5	4	5	6	7	8=3-6-7
Varsaminte din sectiunea de functionare pentru finantarea sectiunii de dezvoltare a bugetului local (cu semnul minus)	371003	-30,000	-30,000						
Varsaminte din sectiunea de functionare	371004	30,000	30,000						
III. OPERATIUNI FINANCIARE (cod 40.10+41.10)	0016	521,930	517,930	278,904		278,904	278,904		
Încasări din rambursarea împrumuturilor acordate (cod. 40.10.15+40.10.16)	4010	521,930	517,930	278,904		278,904	278,904		
Sume utilizate din excedentul anului precedent pentru efectuarea de cheltuieli (cod. 40.10.15.01+40.10.15.02)	401015	521,930	517,930	278,904		278,904	278,904		
Sume utilizate de administratiile locale din excedentul anului precedent pentru sectiunea de functionare	40101501	521,930	517,930	278,904		278,904	278,904		
IV. SUBVENTII (cod 00.18)	4100	7,779,610	5,222,740	4,616,700		4,616,700	4,616,700		
SUBVENTII DE LA ALTE NIVELE ALE ADMINISTRATIEI PUBLICE (cod 42.10+43.10)	0018	100,000	100,000	20,000		20,000	20,000		
Subventii de la alte administratii (cod 43.10.09+43.10.10+43.10.14 la 43.10.17+43.10.19 + 43.10.25 la 43.10.27+43.10.31+43.10.32+43.10.33+43.10.35)	4310	7,779,610	5,222,740	4,616,700		4,616,700	4,616,700		
Subventii pentru institutii publice	431009	7,679,610	5,122,740	4,596,700		4,596,700	4,596,700		
Subventii pentru institutii publice destinate sectiunii de dezvoltare	431019	100,000	100,000	20,000		20,000	20,000		
VENITURILE SECTIUNII DE FUNCTIONARE (cod 00.02+00.16+00.17) - TOTAL	000110	13,039,490	8,342,810	8,178,511	199,403	7,979,108	7,872,216		306,295
I. VENITURI CURENTE (cod 00.03+00.12)	0002	4,837,950	2,702,140	3,302,907	199,403	3,103,504	2,996,612		306,295
C. VENITURI NEFISCALE ( cod 00.13+00.14)	2900	4,837,950	2,702,140	3,302,907	199,403	3,103,504	2,996,612		306,295
C1. VENITURI DIN PROPRIETATE (cod 30.10 +31.10)	3000	117,100	87,050	61,667	7,448	54,219	52,132		9,535
Venituri din proprietate (cod 30.10.05+30.10.08+30.10.09+30.10.50)	3010	117,100	87,050	61,667	7,448	54,219	52,132		9,535
Venituri din concesiuni si inchirieri (cod 30.10.05.30)	301005	117,100	87,050	61,667	7,448	54,219	52,132		9,535
Alte venituri din concesiuni si inchirieri de catre institutiile publice	30100530	117,100	87,050	61,667	7,448	54,219	52,132		9,535
C2. VANZARI DE BUNURI SI SERVICII (cod 33.10+34.10+35.10+36.10+37.10)	3300	4,720,850	2,615,090	3,241,240	191,955	3,049,285	2,944,480		296,760
Venituri din prestari de servicii si alte activitati (cod 33.10.05+33.10.08+33.10.09+33.10.13+ 33.10.14 +33.10.16+33.10.17 +33.10.19 la 33.10.21+33.10.30 la 33.10.32+33.10.50)	3310	3,880,450	1,860,690	2,462,543	179,042	2,283,501	2,218,662		243,881
Taxe si alte venituri in invatamant	331005	69,370	65,870	48,171		48,171	48,168		3
Venituri din prestari de servicii	331008	3,366,580	1,557,580	2,256,728	179,042	2,077,686	2,030,482		226,246
Contributia elevilor si studentilor pentru internate, camine si	331014	381,500	215,080	155,223		155,223	137,591		17,632

A	B	1	2	3=4+5	4	5	6	7	8=3-6-7
cantine.									
Alte venituri din prestari de servicii si alte activitati	331050	63,000	22,160	2,421		2,421	2,421		
Diverse venituri (cod 36.10.04+36.10.32+36.10.50)	3610	793,000	707,000	693,297	12,913	680,384	640,418		52,879
Alte venituri	361050	793,000	707,000	693,297	12,913	680,384	640,418		52,879
Transferuri voluntare, altele decât subvențiile (cod 37.10.01+37.10.03+37.10.50)	3710	47,400	47,400	85,400		85,400	85,400		
Donatii si sponsorizari	371001	77,400	77,400	85,400		85,400	85,400		
Varsaminte din sectiunea de functionare pentru finantarea sectiunii de dezvoltare a bugetului local (cu semnul minus)	371003	-30,000	-30,000						
III. OPERATIUNI FINANCIARE (cod 40.10+41.10)	0016	521,930	517,930	278,904		278,904	278,904		
Încasari din rambursarea împrumuturilor acordate (cod. 40.10.15)	4010	521,930	517,930	278,904		278,904	278,904		
Sume utilizate din excedentul anului precedent pentru efectuarea de cheltuieli (cod. 40.10.15.01)	401015	521,930	517,930	278,904		278,904	278,904		
Sume utilizate de administratiile locale din excedentul anului precedent pentru sectiunea de functionare	40101501	521,930	517,930	278,904		278,904	278,904		
IV. SUBVENTII (cod 00.18)	4100	7,679,610	5,122,740	4,596,700		4,596,700	4,596,700		
SUBVENTII DE LA ALTE NIVELE ALE ADMINISTRATIEI PUBLICE (cod 42.10+43.10)	0018	7,679,610	5,122,740	4,596,700		4,596,700	4,596,700		
Subventii de la alte administratii (cod 43.10.09+43.10.10 +43.10.15+43.10.33+43.10.35)	4310	7,679,610	5,122,740	4,596,700		4,596,700	4,596,700		
Subventii pentru institutii publice	431009	7,679,610	5,122,740	4,596,700		4,596,700	4,596,700		
VENITURILE SECTIUNII DE DEZVOLTARE (cod 00.02+00.15+00.16+00.17+45.10+48.10) - TOTAL	000110	130,000	130,000	20,000		20,000	20,000		
B. VENITURI CURENTE (cod 00.12)	0002	30,000	30,000						
C. VENITURI NEFISCALE ( cod 00.14)	2900	30,000	30,000						
C2. VANZARI DE BUNURI SI SERVICII (cod 36.10+37.10)	3300	30,000	30,000						
Transferuri voluntare, altele decât subvențiile (cod 37.10.04)	3710	30,000	30,000						
Varsaminte din sectiunea de functionare	371004	30,000	30,000						
IV. SUBVENTII (cod 00.18)	4100	100,000	100,000	20,000		20,000	20,000		
SUBVENTII DE LA ALTE NIVELE ALE ADMINISTRATIEI PUBLICE (cod 42.10+43.10)	0018	100,000	100,000	20,000		20,000	20,000		
Subventii de la alte administratii (cod 43.10.14+43.10.16+43.10.17+43.10.19 + 43.10.25 la 43.10.27+43.10.31+43.10.32+43.10.35)	4310	100,000	100,000	20,000		20,000	20,000		
Subventii pentru institutii publice destinate sectiunii de dezvoltare	431019	100,000	100,000	20,000		20,000	20,000		



PRIMAR

DIRECTOR ECONOMIC

**CONTUL DE EXECUTIE**  
**A BUGETULUI INSTITUTIILOR PUBLICE SI ACTIVITATILOR FINANTATE INTEGRAL SAU PARTIAL DIN VENITURI PROPRII (DE SUBORDONARE LOCALA) -CHELTUIELI**

la data de 30.06.2021


Denumirea indicatorilor *)	Cod indicator	Credite de angajament		Credite bugetare		Angajamente bugetare	Angajamente legale	Plati efectuate	Angajamente legale de platit	Cheltuieli efective
		Aprobate la finele perioadei de raportare	Trimestriale cumulate	Aprobate la finele perioadei de raportare	Trimestriale cumulate					
A	B	1	2	3	4	5	6	7	8=6-7	9
TOTAL CHELTUIELI - SECTIUNEA DE FUNCTIONARE + SECTIUNEA DE DEZVOLTARE (cod 50.10+59.10+63.10+70.10+74.10+79.10)	4910	130,000	130,000	13,169,490	8,472,810	13,089,608	13,089,608	6,797,827	6,291,781	6,723,053
Partea I-a SERVICII PUBLICE GENERALE (cod 54.10+55.10)	5010	100,000	100,000	3,997,750	2,156,750	3,924,285	3,924,285	1,519,815	2,404,470	1,399,405
Alte servicii publice generale (cod 54.10.10+54.10.50)	5410	100,000	100,000	3,997,750	2,156,750	3,924,285	3,924,285	1,519,815	2,404,470	1,399,405
Alte servicii publice generale	541050	100,000	100,000	3,997,750	2,156,750	3,924,285	3,924,285	1,519,815	2,404,470	1,399,405
Partea III-a CHELTUIELI SOCIAL-CULTURALE (cod 65.10+66.10+67.10+68.10)	6310	30,000	30,000	8,887,290	6,031,610	8,883,305	8,883,305	4,996,075	3,887,230	5,040,573
Invatamant (cod 65.10.03 la 65.10.05+65.10.07+65.10.11+65.10.50)	6510	30,000	30,000	1,667,280	1,377,310	1,663,413	1,663,413	753,093	910,320	970,237
Invatamant prescolar si primar (cod 65.10.03.01+65.10.03.02)	651003			937,620	848,620	937,620	937,620	572,468	365,152	720,152
Invatamant prescolar	65100301			937,620	848,620	937,620	937,620	572,468	365,152	720,152
Invatamant secundar (cod 65.10.04.01 la 65.10.04.03)	651004	30,000	30,000	669,660	468,690	665,793	665,793	136,926	528,867	206,147
Invatamant secundar inferior	65100401			57,490	41,540	57,490	57,490	2,430	55,060	7,973
Invatamant secundar superior	65100402	30,000	30,000	612,170	427,150	608,303	608,303	134,496	473,807	198,174
Invatamant postliceal	651005			60,000	60,000	60,000	60,000	43,699	16,301	43,938
Cultura, recreere si religie (cod 67.10.03+67.10.05+67.10.50)	6710			7,220,010	4,654,300	7,219,892	7,219,892	4,242,982	2,976,910	4,070,336
Servicii culturale (cod 67.10.03.03 la 67.10.03.07+67.10.03.09 la 67.10.03.11+67.10.03.15+67.10.03.30)	671003			3,582,830	1,739,600	3,582,712	3,582,712	1,495,424	2,087,288	1,502,652
Case de cultura	67100306			3,582,830	1,739,600	3,582,712	3,582,712	1,495,424	2,087,288	1,502,652
Servicii recreative si sportive (cod 67.10.05.01)	671005			3,637,180	2,914,700	3,637,180	3,637,180	2,747,558	889,622	2,567,684

A	B	1	2	3	4	5	6	7	8=6-7	9
Sport	67100501			3,637,180	2,914,700	3,637,180	3,637,180	2,747,558	889,622	2,567,684
Partea V-a ACTIUNI ECONOMICE (cod 80.10+83.10+84.10+87.10)	7910			284,450	284,450	282,018	282,018	281,937	81	283,075
Alte actiuni economice (cod 87.10.50)	8710			284,450	284,450	282,018	282,018	281,937	81	283,075
Alte actiuni economice	871050			284,450	284,450	282,018	282,018	281,937	81	283,075
CHELTUIELILE SECTIUNII DE FUNCTIONARE (cod 50.10+59.10+63.10+70.10+74.10+79.10)	4910	130,000	130,000	13,169,490	8,472,810	13,089,608	13,089,608	6,797,827	6,291,781	6,723,053
Partea I-a SERVICII PUBLICE GENERALE (cod 51.10+54.10+55.10)	5010			3,897,750	2,056,750	3,824,285	3,824,285	1,502,105	2,322,180	1,391,605
Alte servicii publice generale (cod 54.10.10+54.10.50)	5410			3,897,750	2,056,750	3,824,285	3,824,285	1,502,105	2,322,180	1,391,605
Alte servicii publice generale	541050			3,897,750	2,056,750	3,824,285	3,824,285	1,502,105	2,322,180	1,391,605
Partea III-a CHELTUIELI SOCIAL-CULTURALE (cod 65.10+66.10+67.10+68.10)	6310			8,857,290	6,001,610	8,853,305	8,853,305	4,996,075	3,857,230	5,010,427
Invatamant (cod 65.10.03 la 65.10.05+65.10.07+65.10.11+65.10.50)	6510			1,637,280	1,347,310	1,633,413	1,633,413	753,093	880,320	952,605
Invatamant prescolar si primar (cod 65.10.03.01+65.10.03.02)	651003			937,620	848,620	937,620	937,620	572,468	365,152	720,152
Invatamant prescolar	65100301			937,620	848,620	937,620	937,620	572,468	365,152	720,152
Invatamant secundar (cod 65.10.04.01 la 65.10.04.03)	651004			639,660	438,690	635,793	635,793	136,926	498,867	188,515
Invatamant secundar inferior	65100401			57,490	41,540	57,490	57,490	2,430	55,060	7,973
Invatamant secundar superior	65100402			582,170	397,150	578,303	578,303	134,496	443,807	180,542
Invatamant postliceal	651005			60,000	60,000	60,000	60,000	43,699	16,301	43,938
Cultura, recreere si religie (cod 67.10.03+67.10.05+67.10.50)	6710			7,220,010	4,654,300	7,219,892	7,219,892	4,242,982	2,976,910	4,057,822
Servicii culturale (cod 67.10.03.03 la 67.10.03.07+67.10.03.09 la 67.10.03.11+67.10.03.15+67.10.03.30)	671003			3,582,830	1,739,600	3,582,712	3,582,712	1,495,424	2,087,288	1,494,965
Case de cultura	67100306			3,582,830	1,739,600	3,582,712	3,582,712	1,495,424	2,087,288	1,494,965
Servicii recreative si sportive (cod 67.10.05.01)	671005			3,637,180	2,914,700	3,637,180	3,637,180	2,747,558	889,622	2,562,857
Sport	67100501			3,637,180	2,914,700	3,637,180	3,637,180	2,747,558	889,622	2,562,857
Partea V-a ACTIUNI ECONOMICE (cod 80.10+83.10+84.10+87.10)	7910			284,450	284,450	282,018	282,018	281,937	81	236,519
Alte actiuni economice (cod 87.10.50)	8710			284,450	284,450	282,018	282,018	281,937	81	236,519
Alte actiuni economice	871050			284,450	284,450	282,018	282,018	281,937	81	236,519
CHELTUIELILE SECTIUNII DE DEZVOLTARE (cod 50.10+59.10+63.10+70.10+74.10+79.10)	4910	130,000	130,000	130,000	130,000	130,000	130,000	17,710	112,290	84,502
Partea I-a SERVICII PUBLICE GENERALE (cod 51.10+54.10)	5010	100,000	100,000	100,000	100,000	100,000	100,000	17,710	82,290	7,800

A	B	1	2	3	4	5	6	7	8=6-7	9
Alte servicii publice generale (cod 54.10.10+54.10.50)	5410	100,000	100,000	100,000	100,000	100,000	100,000	17,710	82,290	7,800
Alte servicii publice generale	541050	100,000	100,000	100,000	100,000	100,000	100,000	17,710	82,290	7,800
Partea III-a CHELTUIELI SOCIAL-CULTURALE (cod 65.10+66.10+67.10+68.10)	6310	30,000	30,000	30,000	30,000	30,000	30,000		30,000	30,146
Invatamant (cod 65.10.03 la 65.10.05+65.10.07+65.10.11+65.10.50)	6510	30,000	30,000	30,000	30,000	30,000	30,000		30,000	17,632
Invatamant secundar (cod 65.10.04.01 la 65.10.04.03)	651004	30,000	30,000	30,000	30,000	30,000	30,000		30,000	17,632
Invatamant secundar superior	65100402	30,000	30,000	30,000	30,000	30,000	30,000		30,000	17,632
Cultura, recreere si religie (cod 67.10.03+67.10.05+67.10.50)	6710									12,514
Servicii culturale (cod 67.10.03.03 la 67.10.03.07+67.10.03.09 la 67.10.03.11+67.10.03.15+67.10.03.30)	671003									7,687
Case de cultura	67100306									7,687
Servicii recreative si sportive (cod 67.10.05.01)	671005									4,827
Sport	67100501									4,827
Partea V-a ACTIUNI ECONOMICE (cod 80.10+83.10+84.10+87.10)	7910									46,556
Alte actiuni economice (cod 87.10.50)	8710									46,556
Alte actiuni economice	871050									46,556

Nota: Se detaliaza pe structura clasificatiei economice (Anexa 7)

Conducatorul institutiei



1094389  
Conducatorul compartimentului  
financiar-contabil



## CONTUL DE EXECUTIE AL INSTITUTIILOR PUBLICE - CHELTUIELI

la data de 30.06.2021

Cod 21 Capitol 5010


Subcapitol

-lei-

DENUMIREA INDICATORILOR*)	Cod indicator	Credite de angajament		Credite bugetare		Angajamente bugetare	Angajamente legale	Plati efectuate	Angajamente legale de platit	Cheltuieli efective
		Aprobate la finele perioadei de raportare	Trimestriale cumulate	Aprobate la finele perioadei de raportare	Trimestriale cumulate					
A	B	1	2	3	4	5	6	7	8=6-7	9
TOTAL CHELTUIELI(SECTIUNEA DE FUNCTIONARE+SECTIUNEA DE DEZVOLTARE)		130,000	130,000	13,169,490	8,472,810	13,089,608	13,089,608	6,797,827	6,291,781	6,723,053
SECTIUNEA DE FUNCTIONARE (cod 01+79+85)	F			13,039,490	8,342,810	12,959,608	12,959,608	6,780,117	6,179,491	6,638,551
CHELTUIELI CURENTE (10+20+30+40+50+51SF+55SF+57+59)	01F			13,045,470	8,348,790	13,045,470	13,045,470	6,865,979	6,179,491	6,638,551
TITLUL I CHELTUIELI DE PERSONAL (cod 10.01 la 10.03)	10			6,414,140	3,033,900	6,414,140	6,414,140	2,644,667	3,769,473	2,655,732
Cheltuieli salariale in bani ( cod 10.01.01+10.01.03 la 10.01.08 +10.01.10 la 10.01.16 +10.01.30)	1001			6,196,810	2,925,730	6,196,810	6,196,810	2,552,040	3,644,770	2,545,988
Salarii de baza	100101			5,310,760	2,489,730	5,310,760	5,310,760	2,186,260	3,124,500	2,182,364
Sporuri pentru conditii de munca	100105			460,250	212,250	460,250	460,250	182,394	277,856	179,494
Alte sporuri	100106			31,440	15,240	31,440	31,440	12,826	18,614	12,459
Fond aferent platii cu ora	100111			32,650	32,650	32,650	32,650	25,143	7,507	25,377
Indemnizatii de delegare	100113			10,000	8,000	10,000	10,000	2,000	8,000	2,000
Indemnizatii de hrana	100117			346,860	166,360	346,860	346,860	143,417	203,443	144,294
Alte drepturi salariale in bani	100130			4,850	1,500	4,850	4,850		4,850	
Contributii (cod 10.03.01 la 10.03.06)	1003			217,330	108,170	217,330	217,330	92,627	124,703	109,744
Contributii de asigurari sociale de stat	100301			77,500	40,440	77,500	77,500	35,468	42,032	34,056
Contributia asiguratorie pentru munca	100307			139,830	67,730	139,830	139,830	57,159	82,671	57,265
Contributii platite de angajator in numele angajatului	100308									18,423
TITLUL II BUNURI SI SERVICII (cod 20.01 la 20.06+20.09 la 20.16+20.18 la 20.25+20.27+20.30)	20			6,603,800	5,294,190	6,603,800	6,603,800	4,202,889	2,400,911	3,982,819
Bunuri si servicii (cod 20.01.01 la 20.01.09+20.01.30)	2001			1,464,120	943,850	1,464,120	1,464,120	675,761	788,359	641,573

A	B	1	2	3	4	5	6	7	8=6-7	9
Furnituri de birou	200101			41,250	24,250	41,250	41,250	16,580	24,670	15,507
Materiale pentru curatenie	200102			51,440	32,940	51,440	51,440	11,316	40,124	13,104
Incalzit, iluminat si forta motrica	200103			413,380	346,510	413,380	413,380	266,512	146,868	227,546
Apa, canal si salubritate	200104			113,990	59,990	113,990	113,990	38,367	75,623	31,520
Carburanti si lubrifianti	200105			35,300	17,300	35,300	35,300	12,179	23,121	11,422
Piese de schimb	200106			45,000	28,000	45,000	45,000	7,365	37,635	16,779
Transport	200107			145,000	75,000	145,000	145,000	67,024	77,976	70,498
Posta, telecomunicatii, radio, tv, internet	200108			72,720	42,620	72,720	72,720	28,366	44,354	25,367
Materiale si prestari de servicii cu caracter functional	200109			306,200	183,700	306,200	306,200	170,254	135,946	159,114
Alte bunuri si servicii pentru intretinere si functionare	200130			239,840	133,540	239,840	239,840	57,798	182,042	70,716
Reparatii curente	2002			130,000	106,500	130,000	130,000	16,108	113,892	19,602
Hrana (cod 20.03.01+20.03.02)	2003			1,468,070	1,171,650	1,468,070	1,468,070	817,596	650,474	1,016,036
Hrana pentru oameni	200301			1,468,070	1,171,650	1,468,070	1,468,070	817,596	650,474	1,016,036
Medicamente si materiale sanitare (cod 20.04.01 la 20.04.04)	2004			30,600	10,600	30,600	30,600	7,387	23,213	6,499
Medicamente	200401			15,000	5,000	15,000	15,000	4,961	10,039	4,073
Materiale sanitare	200402			15,600	5,600	15,600	15,600	2,426	13,174	2,426
Bunuri de natura obiectelor de inventar (cod 20.05.01+20.05.03+20.05.30)	2005			197,380	116,880	197,380	197,380	45,328	152,052	89,063
Uniforme si echipament	200501			73,000	36,000	73,000	73,000	30,986	42,014	6,035
Lenjerie si accesorii de pat	200503									114
Alte obiecte de inventar	200530			124,380	80,880	124,380	124,380	14,342	110,038	82,914
Deplasari, detasari, transferari (cod 20.06.01+20.06.02)	2006			18,000	12,000	18,000	18,000	5,334	12,666	5,334
Deplasari interne, detasari, transferari	200601			18,000	12,000	18,000	18,000	5,334	12,666	5,334
Carti, publicatii si materiale documentare	2011			6,640	4,640	6,640	6,640	675	5,965	523
Consultanta si expertiza	2012			30,000	10,000	30,000	30,000	9,984	20,016	12,243
Pregatire profesionala	2013			12,000	7,000	12,000	12,000		12,000	
Protectia muncii	2014			9,000	5,000	9,000	9,000	1,203	7,797	1,092
Alte cheltuieli (cod 20.30.01 la 20.30.04+20.30.06+20.30.07+20.30.09+20.30.30)	2030			3,237,990	2,906,070	3,237,990	3,237,990	2,623,513	614,477	2,190,854
Reclama si publicitate	203001			6,000	4,000	6,000	6,000	974	5,026	860
Prime de asigurare non-viata	203003			800		800	800		800	215
Alte cheltuieli cu bunuri si servicii	203030			3,231,190	2,902,070	3,231,190	3,231,190	2,622,539	608,651	2,189,779

A	B	1	2	3	4	5	6	7	8=6-7	9
TITLUL XI ALTE CHELTUIELI (cod 59.01+59.02+59.08+59.11+59.12+59.15+59.17+59.20+59.22+ 59.25+59.30+59.35)	59			27,530	20,700	27,530	27,530	18,423	9,107	
Sume aferente persoanelor cu handicap neîncadrate	5940			27,530	20,700	27,530	27,530	18,423	9,107	
TITLUL XIX PLATI EFECTUATE IN ANII PRECEDENTI SI RECUPERATE IN ANUL CURENT(85.01)	85F			-5,980	-5,980	-85,862	-85,862	-85,862		
Plati efectuate in anii precedenti si recuperate in anul curent (cod 85.01.01)	8501F			-5,980	-5,980	-85,862	-85,862	-85,862		
Plati efectuate in anii precedenti si recuperate in anul curent în sectiunea de functionare a bugetului local	850101			-5,980	-5,980	-85,862	-85,862	-85,862		
SECTIUNEA DE DEZVOLTARE (cod 51+55+56+58+70+81+85)	D	130,000	130,000	130,000	130,000	130,000	130,000	17,710	112,290	84,502
CHELTUIELI DE CAPITAL ((cod 71+72+75)	70	130,000	130,000	130,000	130,000	130,000	130,000	17,710	112,290	84,502
TITLUL XIII ACTIVE NEFINANCIARE (cod 71.01 + 71.03)	71	130,000	130,000	130,000	130,000	130,000	130,000	17,710	112,290	84,502
Active fixe (cod 71.01.01 la 71.01.03+71.01.30)	7101	80,000	80,000	80,000	80,000	80,000	80,000	17,710	62,290	84,502
Masini, echipamente si mijloace de transport	710102									2,084
Mobilier, aparatura birotica si alte active corporale	710103									50,311
Alte active fixe	710130	80,000	80,000	80,000	80,000	80,000	80,000	17,710	62,290	32,107
Reparatii capitale aferente activelor fixe	7103	50,000	50,000	50,000	50,000	50,000	50,000		50,000	
	84			-5,980	-5,980	-85,862	-85,862	-85,862		
A. CHELTUIELILE CURENTE (7+20+30+40+50+51+55+56+58+57+59)	01			13,045,470	8,348,790	13,045,470	13,045,470	6,865,979	6,179,491	6,638,551
TITLUL XIX PLATI EFECTUATE IN ANII PRECEDENTI SI RECUPERATE IN ANUL CURENT (85.01)	85			-5,980	-5,980	-85,862	-85,862	-85,862		
Plati efectuate in anii precedenti si recuperate in anul curent (cod 85.01.02+85.01.05)	8501			-5,980	-5,980	-85,862	-85,862	-85,862		



Director  
Căminari